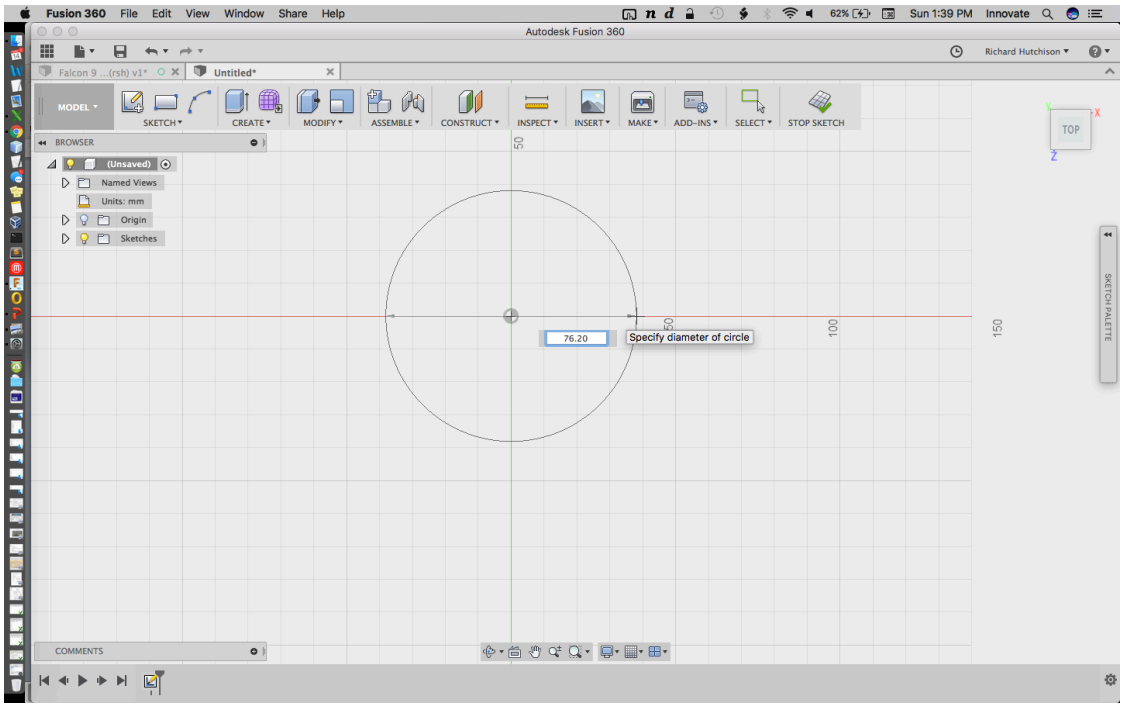
Fusion 360 File Edit View Window Share Help
Sun 1:39 PM Innovate
Autodesk Fusion 360
Richard Hutchison
Untitled*
MODEL
SKETCH
CREATE
MODIFY
ASSEMBLE
CONSTRUCT
INSPECT
INSERT
MAKE
ADD-INS
SELECT
STOP SKETCH
BROWSER
(Unsaved)
Named Views
Units: mm
Origin
Sketches
TOP
76.20
Specify diameter of circle
SKETCH PALETTE
COMMENTS

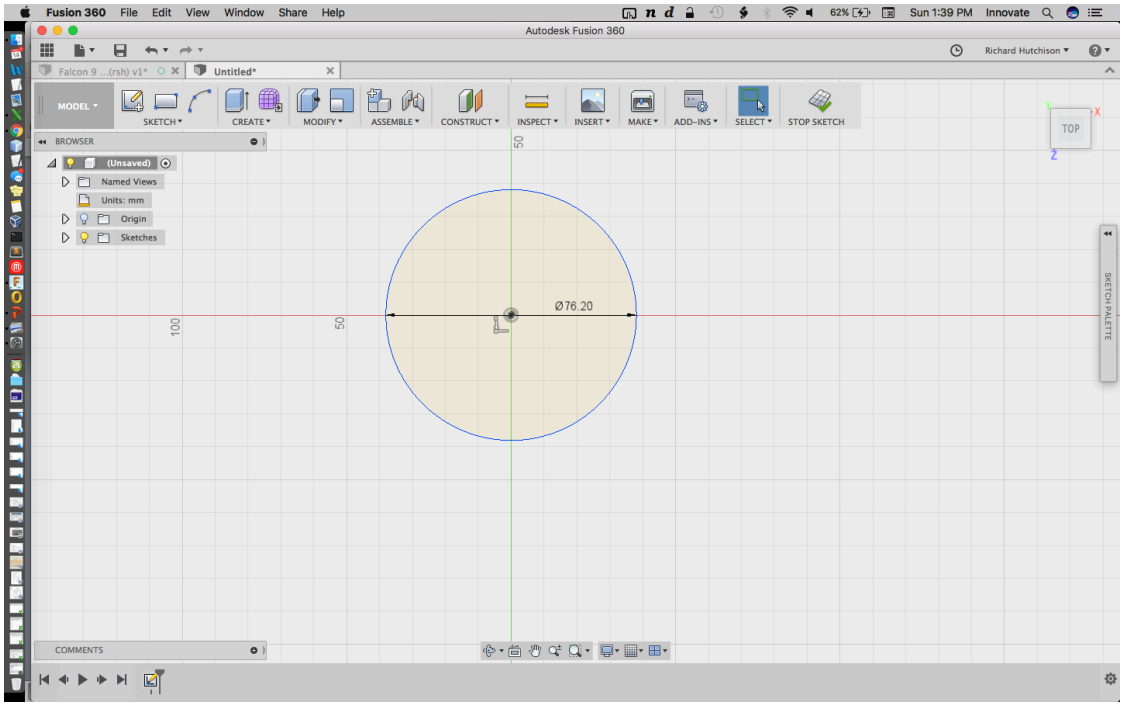
Fusion 360 File Edit View Window Share Help
Sun 1:39 PM Innovate
Autodesk Fusion 360
Richard Hutchison
Untitled*
MODEL
SKETCH
CREATE
MODIFY
ASSEMBLE
CONSTRUCT
INSPECT
INSERT
MAKE
ADD-INS
SELECT
STOP SKETCH
BROWSER
(Unsaved)
Named Views
Units: mm
Origin
Sketches
TOP
Ø76.20
SKETCH PALETTE
COMMENTS

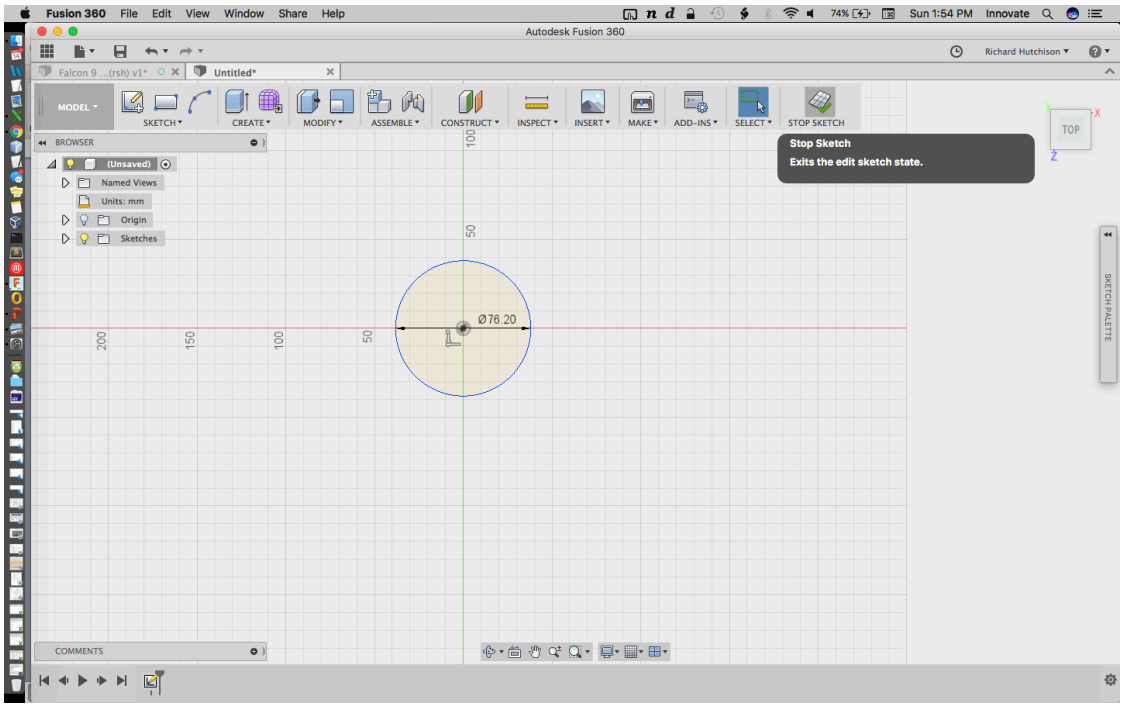
Fusion 360 File Edit View Window Share Help
Sun 1:54 PM Innovate
Autodesk Fusion 360
Richard Hutchison
Untitled*
MODEL
SKETCH
CREATE
MODIFY
ASSEMBLE
CONSTRUCT
INSPECT
INSERT
MAKE
ADD-INS
SELECT
STOP SKETCH
Stop Sketch
Exits the edit sketch state.
BROWSER
(Unsaved)
Named Views
Units: mm
Origin
Sketches
Ø76.20
TOP
SKETCH PALETTE
COMMENTS

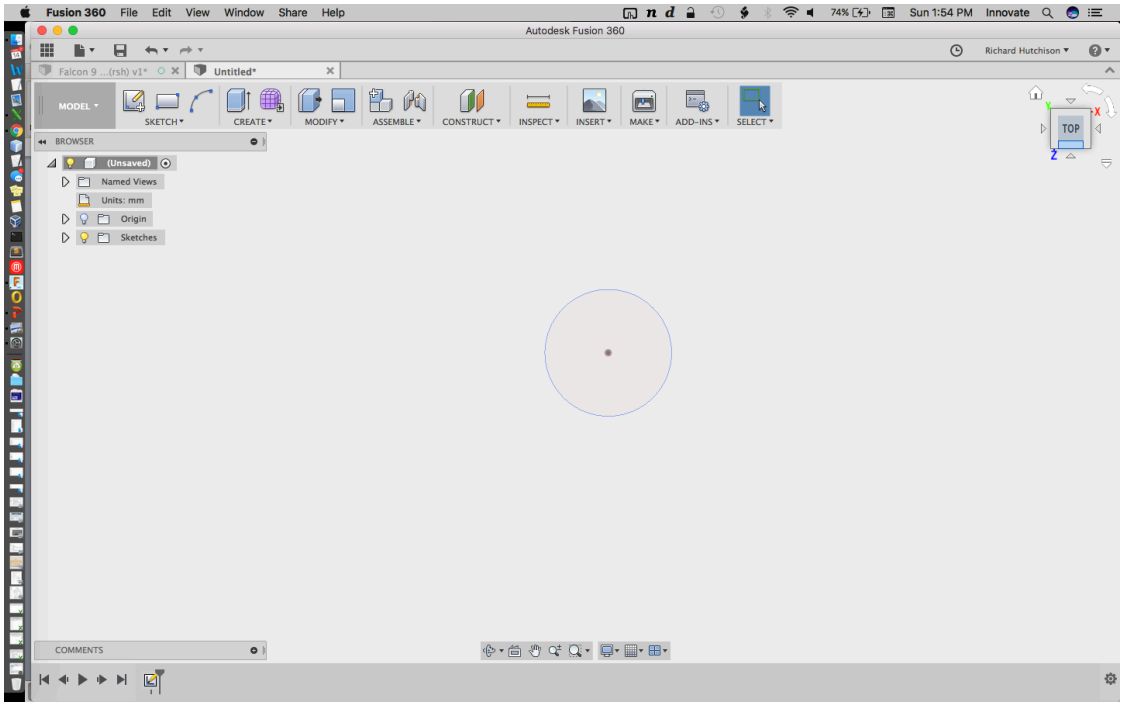
Fusion 360 File Edit View Window Share Help
Sun 1:54 PM Innovate
Autodesk Fusion 360
Richard Hutchison
Untitled*
MODEL
SKETCH
CREATE
MODIFY
ASSEMBLE
CONSTRUCT
INSPECT
INSERT
MAKE
ADD-INS
SELECT
BROWSER
(Unsaved)
Named Views
Units: mm
Origin
Sketches
TOP
COMMENTS

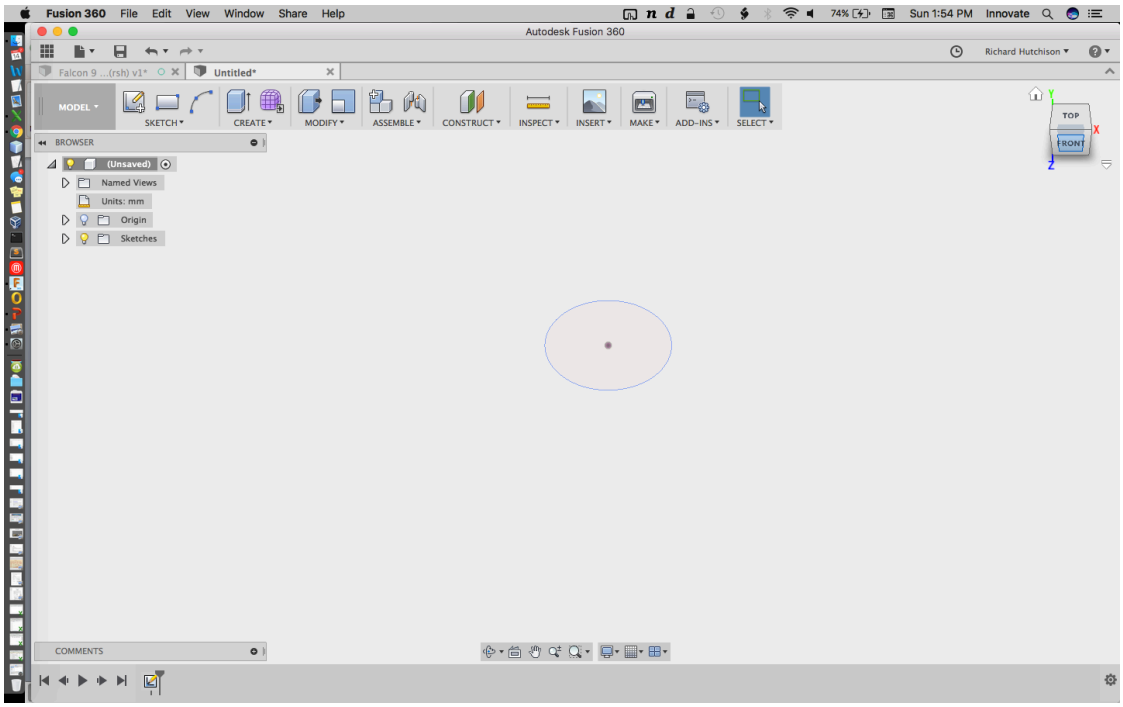
Fusion 360 File Edit View Window Share Help
Sun 1:54 PM Innovate
Autodesk Fusion 360
Richard Hutchison
Falcon 9 ...(rsh) v1*
Untitled*
MODEL
SKETCH
CREATE
MODIFY
ASSEMBLE
CONSTRUCT
INSPECT
INSERT
MAKE
ADD-INS
SELECT
BROWSER
(Unsaved)
Named Views
Units: mm
Origin
Sketches
TOP
FRONT
COMMENTS

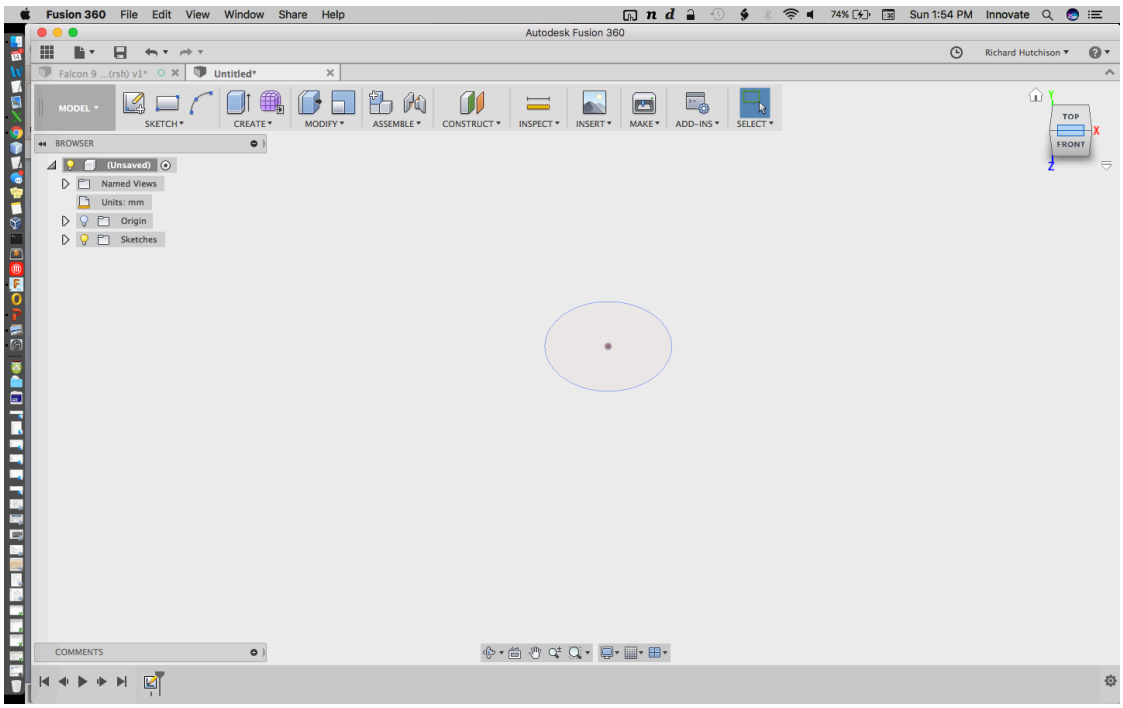
Fusion 360 File Edit View Window Share Help
Sun 1:54 PM Innovate
Autodesk Fusion 360
Richard Hutchison
Falcon 9 ...(rsh) v1*
Untitled*
MODEL
SKETCH
CREATE
MODIFY
ASSEMBLE
CONSTRUCT
INSPECT
INSERT
MAKE
ADD-INS
SELECT
BROWSER
(Unsaved)
Named Views
Units: mm
Origin
Sketches
TOP
FRONT
COMMENTS

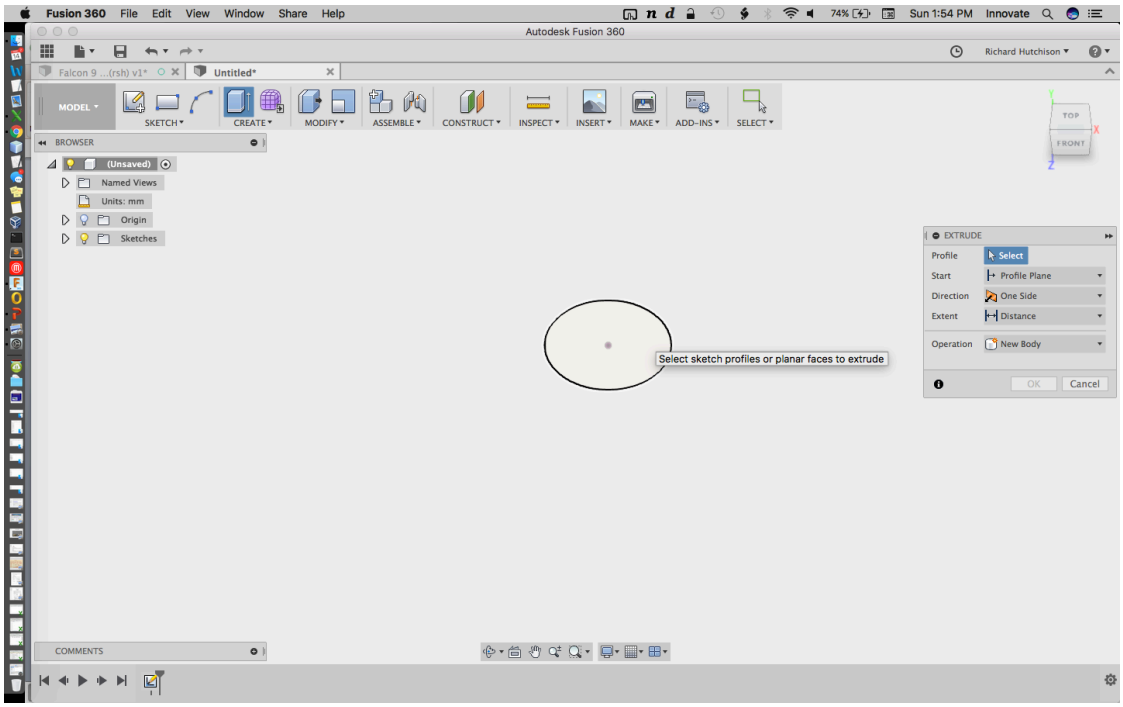
Fusion 360 File Edit View Window Share Help
Sun 1:54 PM Innovate
Autodesk Fusion 360
Richard Hutchison
Untitled*
MODEL
SKETCH
CREATE
MODIFY
ASSEMBLE
CONSTRUCT
INSPECT
INSERT
MAKE
ADD-INS
SELECT
BROWSER
(Unsaved)
Named Views
Units: mm
Origin
Sketches
EXTRUDE
Profile
Select
Start
Profile Plane
Direction
One Side
Extent
Distance
Operation
New Body
OK
Cancel
Select sketch profiles or planar faces to extrude
COMMENTS

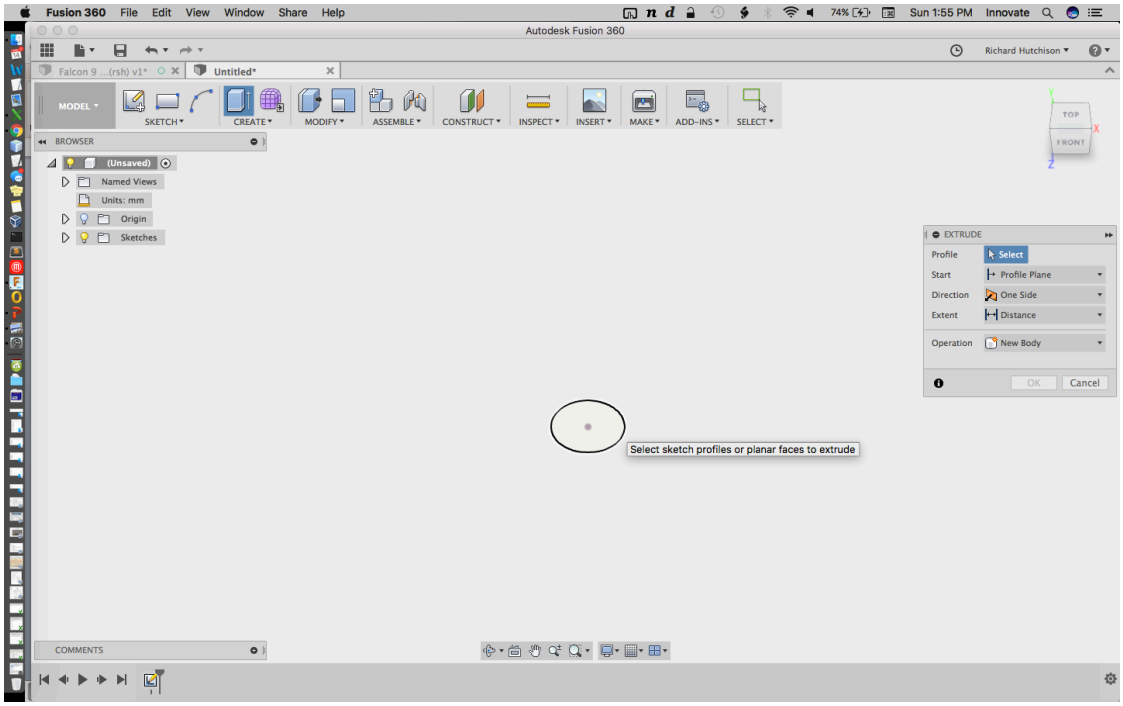
Fusion 360 File Edit View Window Share Help
Sun 1:55 PM Innovate
Autodesk Fusion 360
Richard Hutchison
Untitled*
MODEL
SKETCH
CREATE
MODIFY
ASSEMBLE
CONSTRUCT
INSPECT
INSERT
MAKE
ADD-INS
SELECT
BROWSER
(Unsaved)
Named Views
Units: mm
Origin
Sketches
EXTRUDE
Profile
Select
Start
Profile Plane
Direction
One Side
Extent
Distance
Operation
New Body
OK
Cancel
Select sketch profiles or planar faces to extrude
COMMENTS

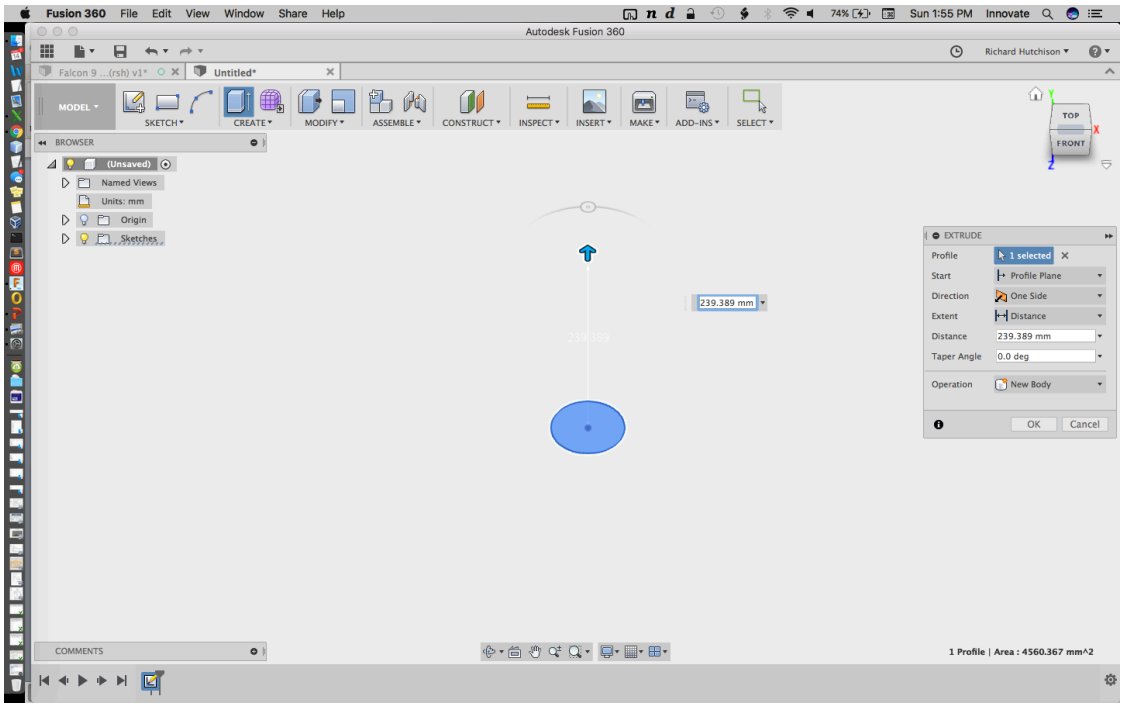
Fusion 360 File Edit View Window Share Help
Sun 1:55 PM Innovate
Autodesk Fusion 360
Richard Hutchison
Falcon 9 ...(rsh) v1*
Untitled*
MODEL
SKETCH
CREATE
MODIFY
ASSEMBLE
CONSTRUCT
INSPECT
INSERT
MAKE
ADD-INS
SELECT
BROWSER
(Unsaved)
Named Views
Units: mm
Origin
Sketches
TOP
FRONT
239.389 mm
EXTRUDE
Profile
1 selected
Start
Profile Plane
Direction
One Side
Extent
Distance
Distance
239.389 mm
Taper Angle
0.0 deg
Operation
New Body
OK
Cancel
COMMENTS
1 Profile | Area : 4560.367 mm^2

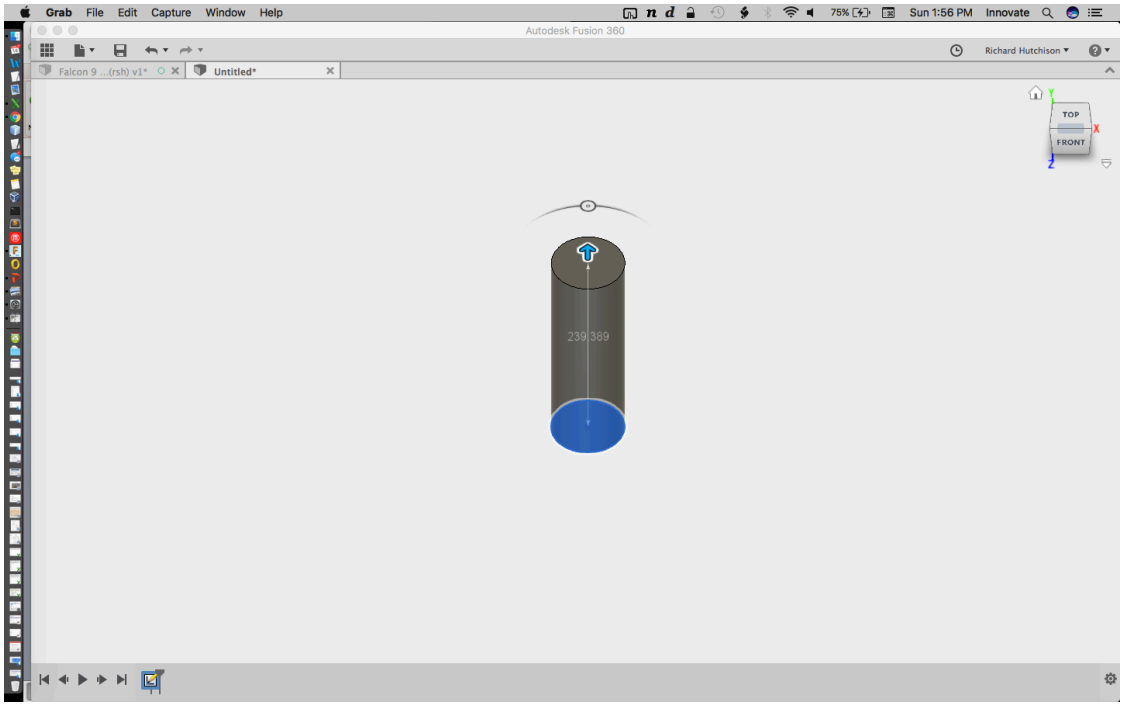
Grab File Edit Capture Window Help
Sun 1:56 PM Innovate
Autodesk Fusion 360
Richard Hutchison
Falcon 9 ...(rsh) v1*
Untitled*
TOP
FRONT
239.389

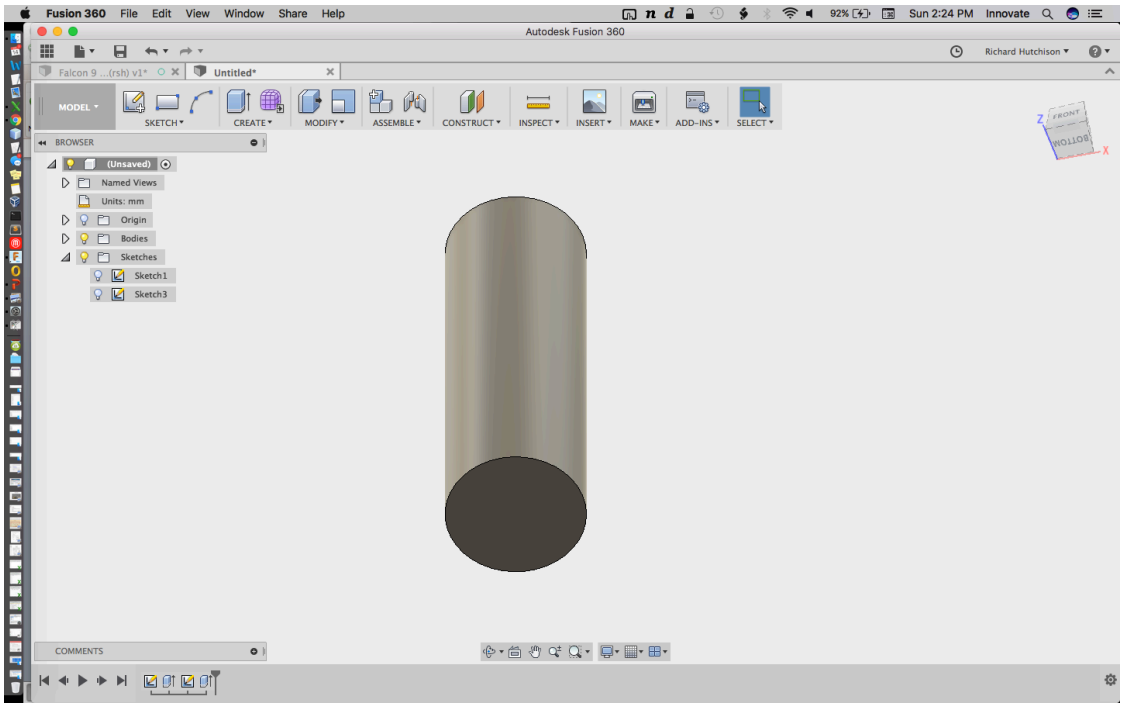
Fusion 360 File Edit View Window Share Help
Sun 2:24 PM Innovate
Autodesk Fusion 360
Richard Hutchison
Untitled*
MODEL
SKETCH
CREATE
MODIFY
ASSEMBLE
CONSTRUCT
INSPECT
INSERT
MAKE
ADD-INS
SELECT
BROWSER
(Unsaved)
Named Views
Units: mm
Origin
Bodies
Sketches
Sketch1
Sketch3
COMMENTS

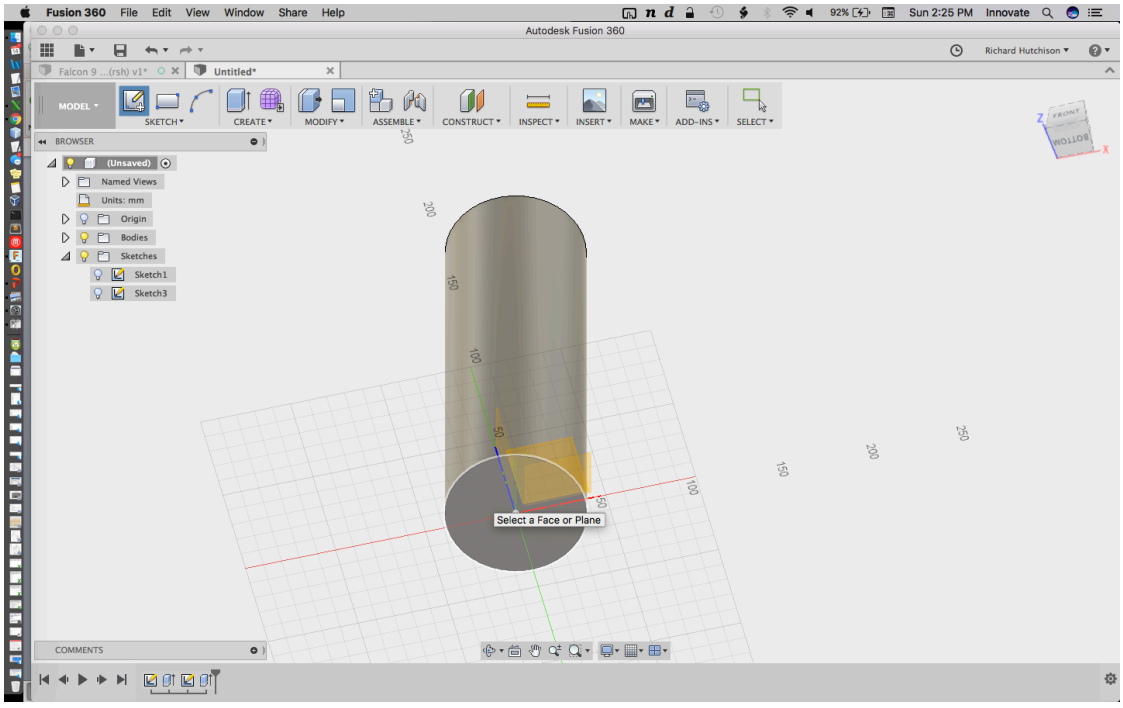
Fusion 360 File Edit View Window Share Help
Sun 2:25 PM Innovate
Autodesk Fusion 360
Richard Hutchison
Untitled*
MODEL
SKETCH
CREATE
MODIFY
ASSEMBLE
CONSTRUCT
INSPECT
INSERT
MAKE
ADD-INS
SELECT
BROWSER
(Unsaved)
Named Views
Units: mm
Origin
Bodies
Sketches
Sketch1
Sketch3
Select a Face or Plane
COMMENTS

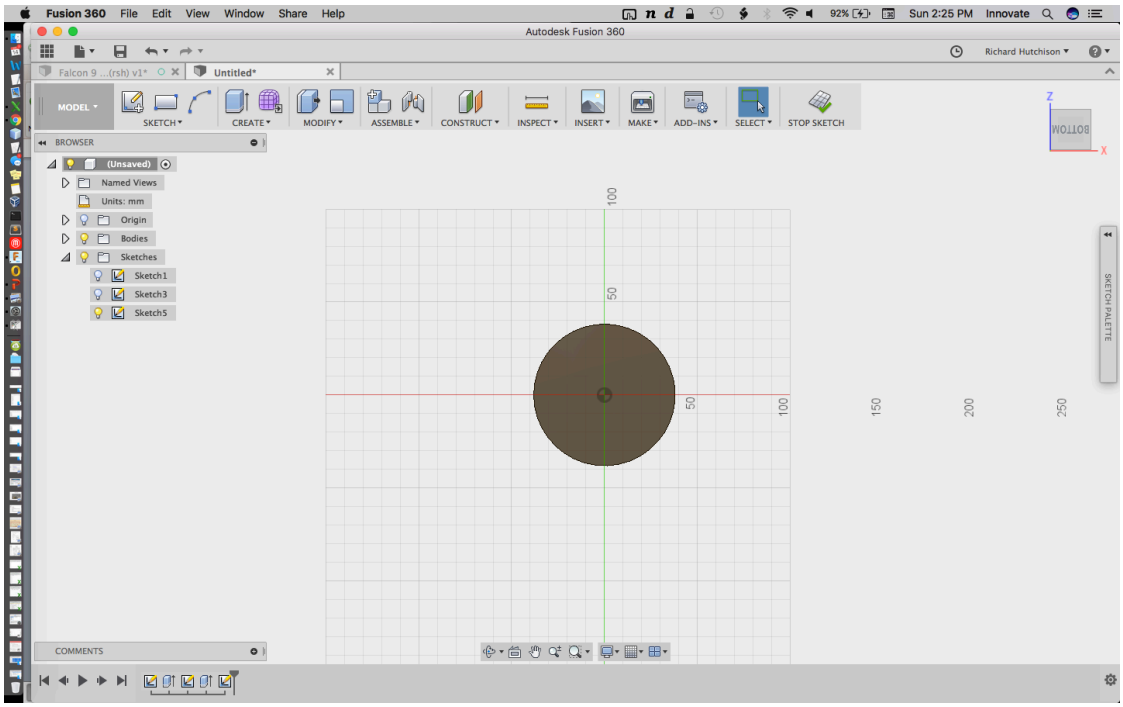
Fusion 360 File Edit View Window Share Help
Sun 2:25 PM Innovate
Autodesk Fusion 360
Richard Hutchison
Untitled*
MODEL
SKETCH
CREATE
MODIFY
ASSEMBLE
CONSTRUCT
INSPECT
INSERT
MAKE
ADD-INS
SELECT
STOP SKETCH
BROWSER
(Unsaved)
Named Views
Units: mm
Origin
Bodies
Sketches
Sketch1
Sketch3
Sketch5
BOTTOM
SKETCH PALETTE
COMMENTS

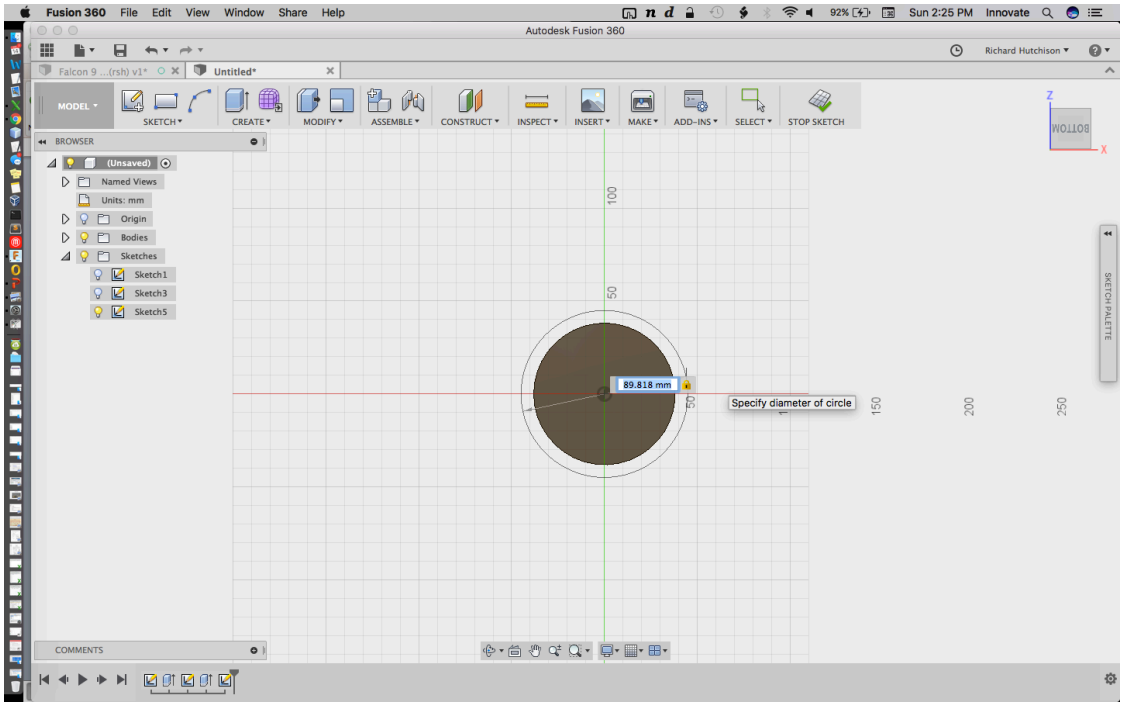
Fusion 360 File Edit View Window Share Help
Sun 2:25 PM Innovate
Autodesk Fusion 360
Richard Hutchison
Untitled*
MODEL
SKETCH
CREATE
MODIFY
ASSEMBLE
CONSTRUCT
INSPECT
INSERT
MAKE
ADD-INS
SELECT
STOP SKETCH
BROWSER
(Unsaved)
Named Views
Units: mm
Origin
Bodies
Sketches
Sketch1
Sketch3
Sketch5
89.818 mm
Specify diameter of circle
BOTTOM
SKETCH PALETTE
COMMENTS

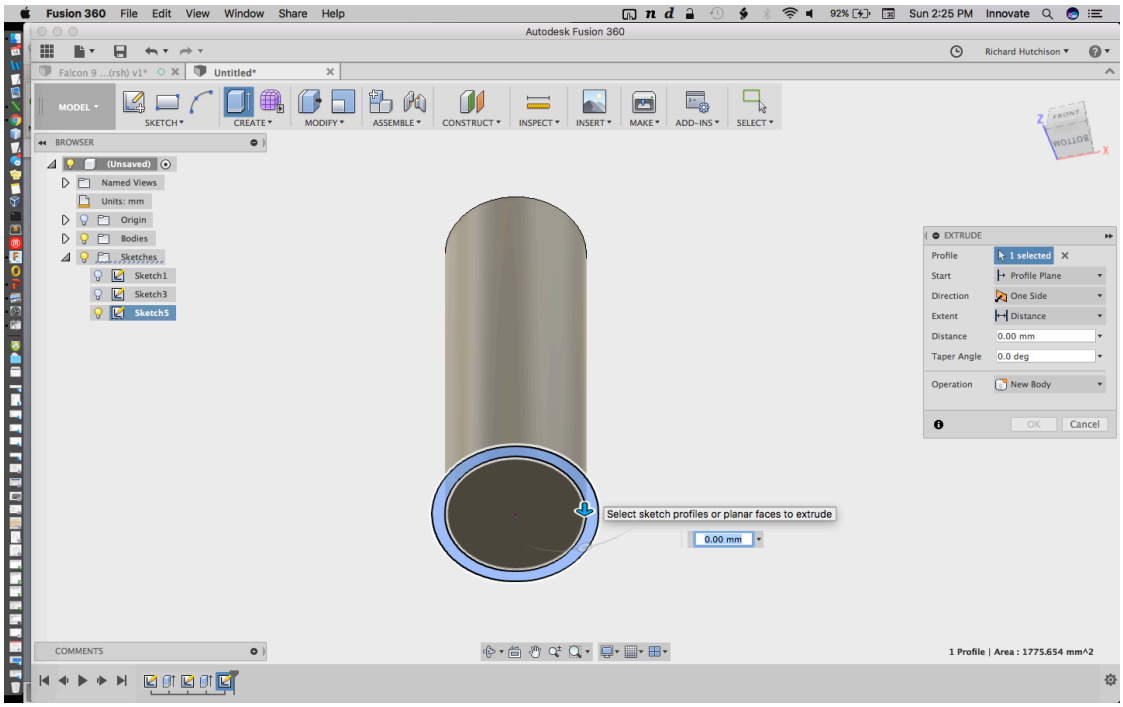
Fusion 360 File Edit View Window Share Help
Sun 2:25 PM Innovate
Autodesk Fusion 360
Richard Hutchison
Untitled*
MODEL
SKETCH
CREATE
MODIFY
ASSEMBLE
CONSTRUCT
INSPECT
INSERT
MAKE
ADD-INS
SELECT
BROWSER
(Unsaved)
Named Views
Units: mm
Origin
Bodies
Sketches
Sketch1
Sketch3
Sketch5
EXTRUDE
Profile
1 selected
Start
Profile Plane
Direction
One Side
Extent
Distance
Distance
0.00 mm
Taper Angle
0.0 deg
Operation
New Body
OK
Cancel
Select sketch profiles or planar faces to extrude
0.00 mm
COMMENTS
1 Profile | Area : 1775.654 mm^2

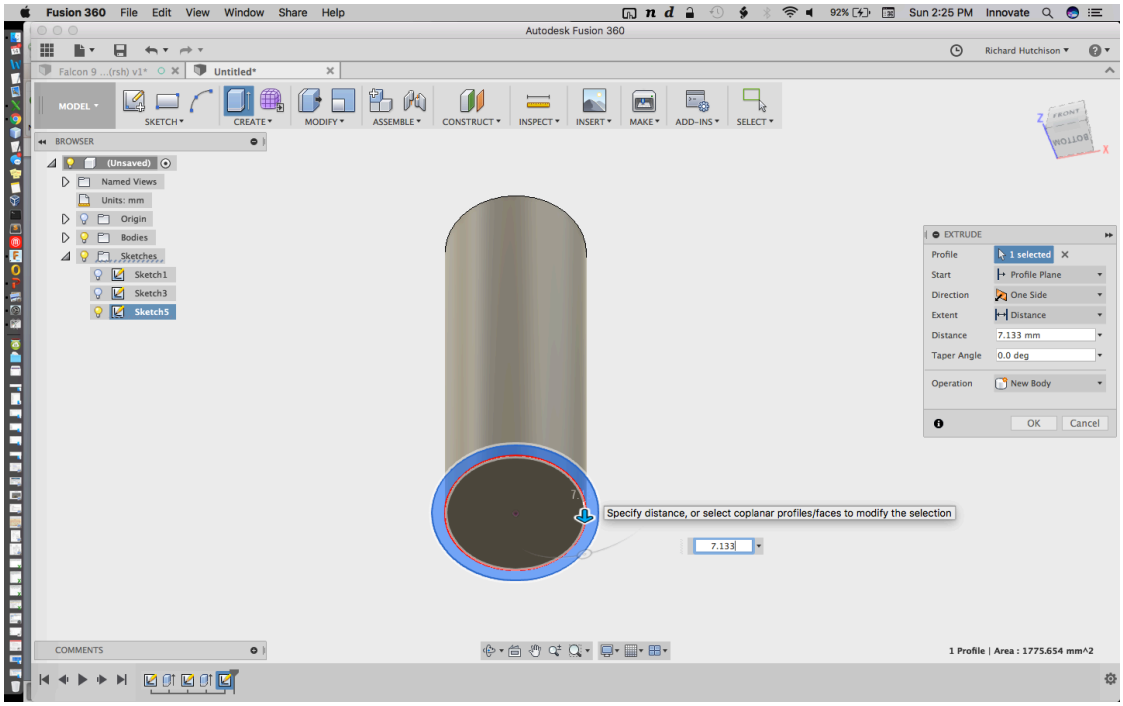
Fusion 360 File Edit View Window Share Help
Sun 2:25 PM Innovate
Autodesk Fusion 360
Richard Hutchison
Untitled*
MODEL
SKETCH
CREATE
MODIFY
ASSEMBLE
CONSTRUCT
INSPECT
INSERT
MAKE
ADD-INS
SELECT
BROWSER
(Unsaved)
Named Views
Units: mm
Origin
Bodies
Sketches
Sketch1
Sketch3
Sketch5
EXTRUDE
Profile
1 selected
Start
Profile Plane
Direction
One Side
Extent
Distance
Distance
7.133 mm
Taper Angle
0.0 deg
Operation
New Body
OK
Cancel
Specify distance, or select coplanar profiles/faces to modify the selection
7.133
COMMENTS
1 Profile | Area : 1775.654 mm^2

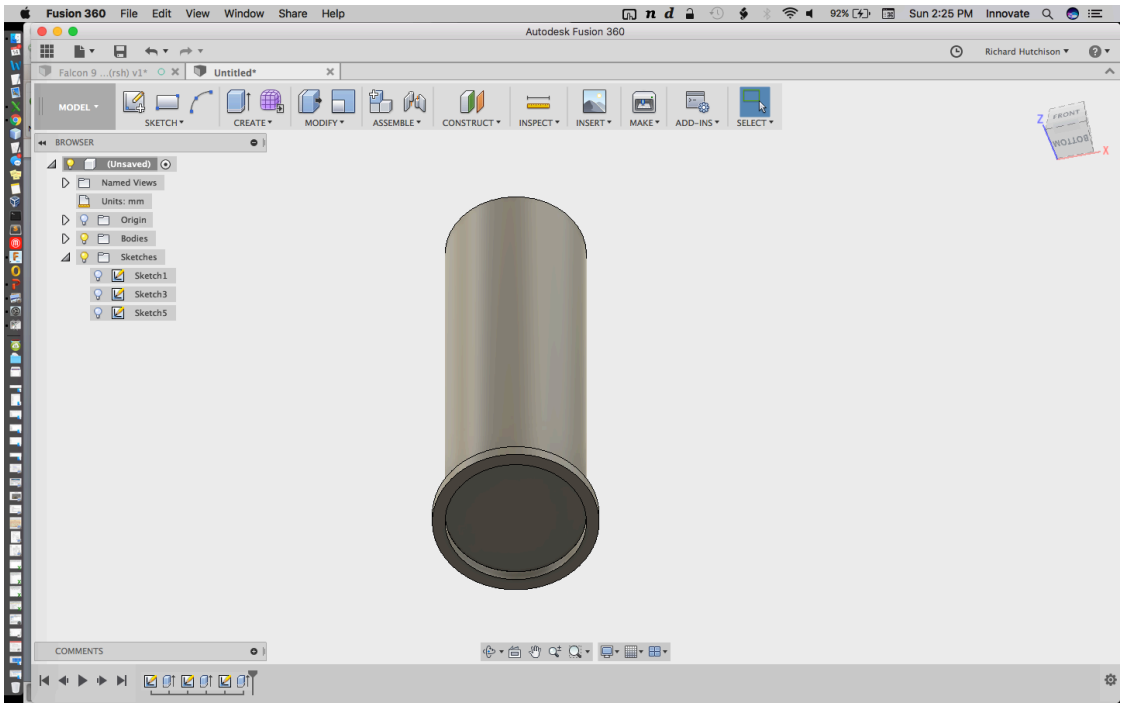
Fusion 360 File Edit View Window Share Help
Sun 2:25 PM Innovate
Autodesk Fusion 360
Richard Hutchison
Untitled*
MODEL
SKETCH
CREATE
MODIFY
ASSEMBLE
CONSTRUCT
INSPECT
INSERT
MAKE
ADD-INS
SELECT
BROWSER
(Unsaved)
Named Views
Units: mm
Origin
Bodies
Sketches
Sketch1
Sketch3
Sketch5
COMMENTS

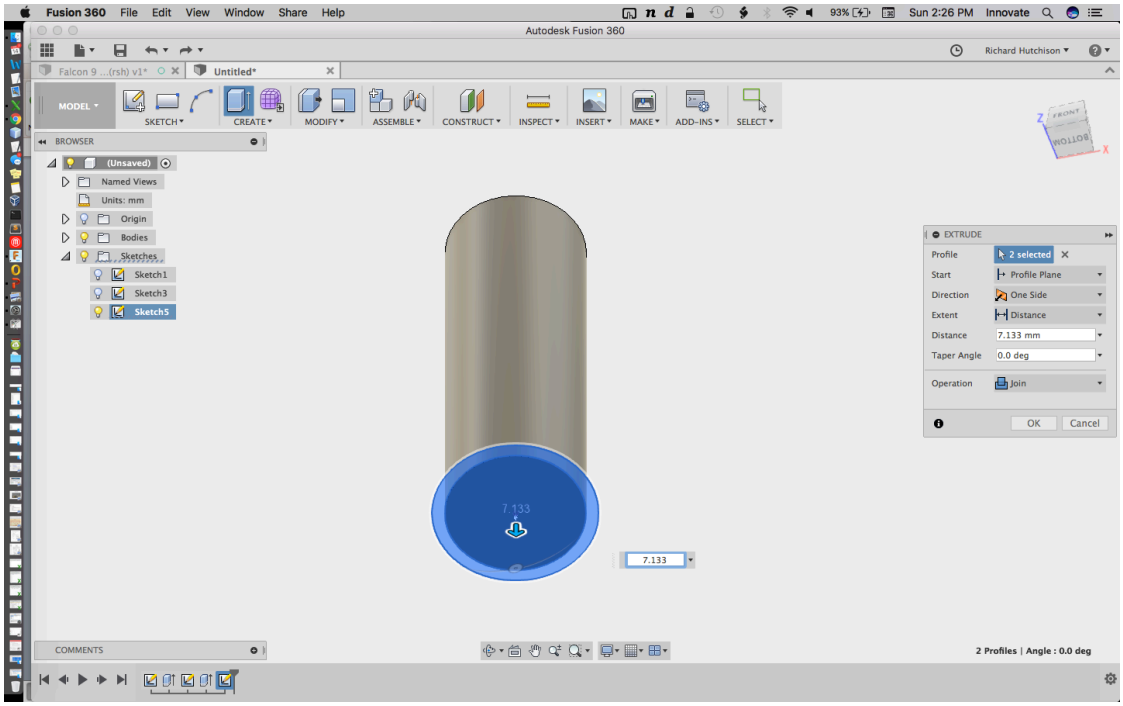
Fusion 360 File Edit View Window Share Help
Sun 2:26 PM Innovate
Autodesk Fusion 360
Richard Hutchison
Untitled*
MODEL
SKETCH
CREATE
MODIFY
ASSEMBLE
CONSTRUCT
INSPECT
INSERT
MAKE
ADD-INS
SELECT
BROWSER
(Unsaved)
Named Views
Units: mm
Origin
Bodies
Sketches
Sketch1
Sketch3
Sketch5
EXTRUDE
Profile
2 selected
Start
Profile Plane
Direction
One Side
Extent
Distance
Distance
7.133 mm
Taper Angle
0.0 deg
Operation
Join
OK
Cancel
7.133
7.133
COMMENTS
2 Profiles | Angle : 0.0 deg

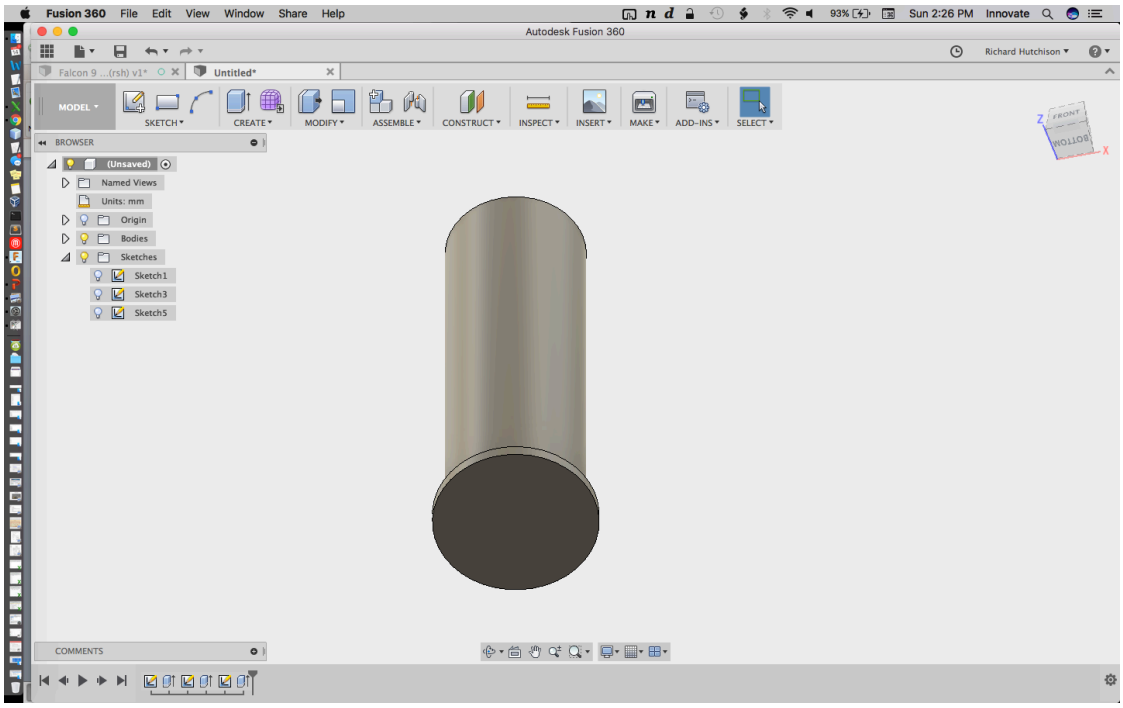
Fusion 360 File Edit View Window Share Help
Sun 2:26 PM Innovate
Autodesk Fusion 360
Richard Hutchison
Untitled*
MODEL
SKETCH
CREATE
MODIFY
ASSEMBLE
CONSTRUCT
INSPECT
INSERT
MAKE
ADD-INS
SELECT
BROWSER
(Unsaved)
Named Views
Units: mm
Origin
Bodies
Sketches
Sketch1
Sketch3
Sketch5
COMMENTS

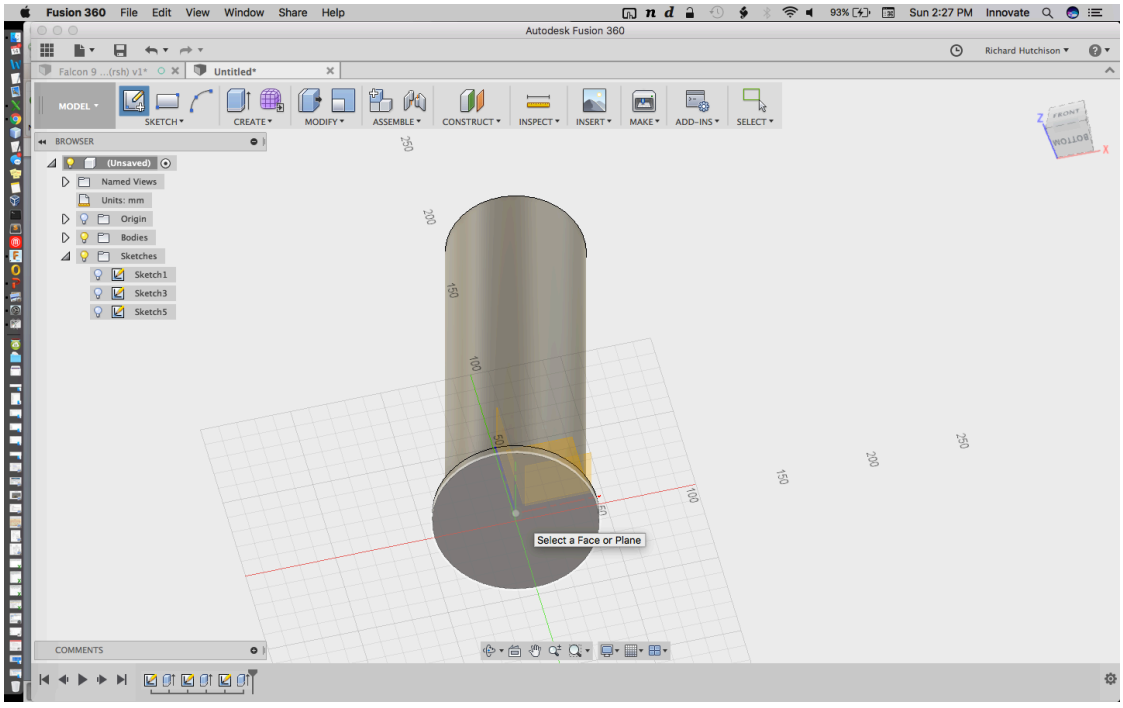
Fusion 360 File Edit View Window Share Help
Sun 2:27 PM Innovate
Autodesk Fusion 360
Richard Hutchison
Untitled*
MODEL
SKETCH
CREATE
MODIFY
ASSEMBLE
CONSTRUCT
INSPECT
INSERT
MAKE
ADD-INS
SELECT
BROWSER
(Unsaved)
Named Views
Units: mm
Origin
Bodies
Sketches
Sketch1
Sketch3
Sketch5
Select a Face or Plane
COMMENTS

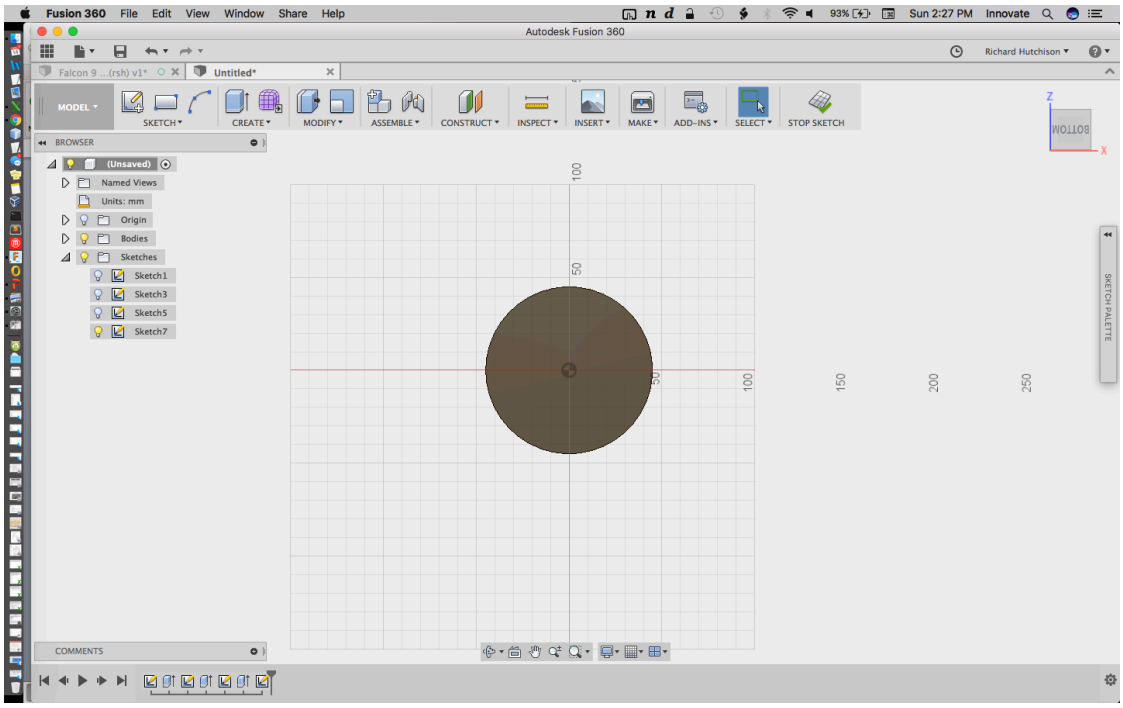
Fusion 360 File Edit View Window Share Help
Sun 2:27 PM Innovate
Autodesk Fusion 360
Richard Hutchison
Untitled*
MODEL
SKETCH
CREATE
MODIFY
ASSEMBLE
CONSTRUCT
INSPECT
INSERT
MAKE
ADD-INS
SELECT
STOP SKETCH
BROWSER
(Unsaved)
Named Views
Units: mm
Origin
Bodies
Sketches
Sketch1
Sketch3
Sketch5
Sketch7
BOTTOM
SKETCH PALETTE
COMMENTS

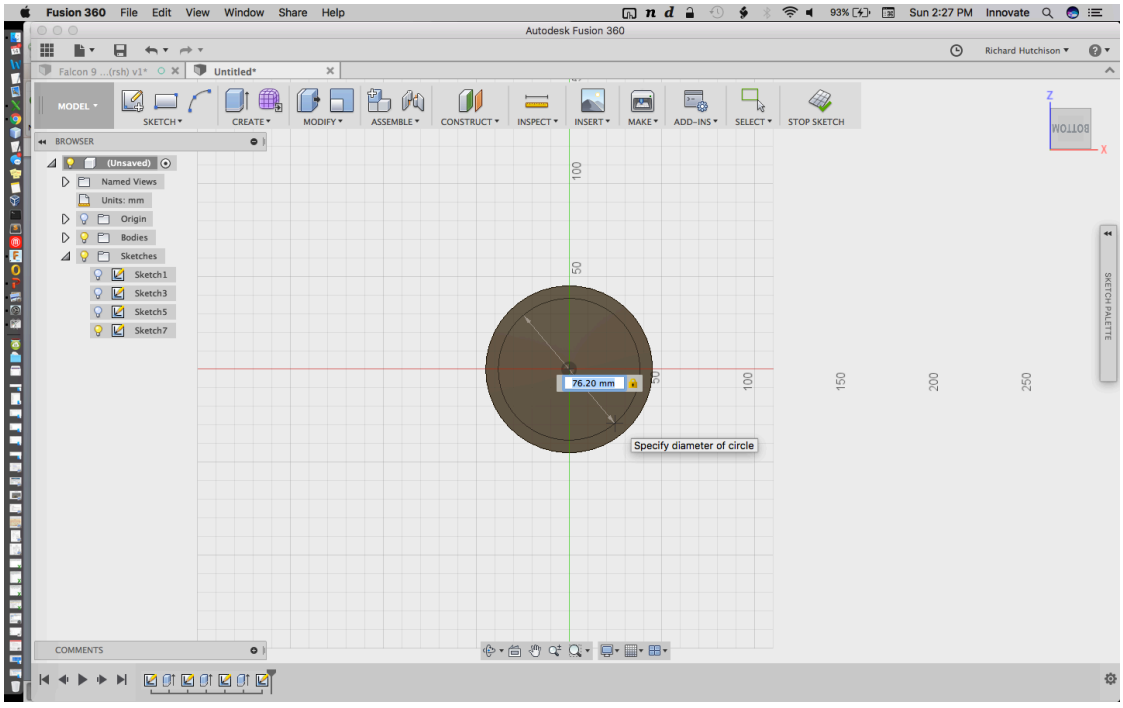
Fusion 360 File Edit View Window Share Help
Sun 2:27 PM Innovate
Autodesk Fusion 360
Richard Hutchison
Untitled*
MODEL
SKETCH
CREATE
MODIFY
ASSEMBLE
CONSTRUCT
INSPECT
INSERT
MAKE
ADD-INS
SELECT
STOP SKETCH
BROWSER
(Unsaved)
Named Views
Units: mm
Origin
Bodies
Sketches
Sketch1
Sketch3
Sketch5
Sketch7
76.20 mm
Specify diameter of circle
BOTTOM
SKETCH PALETTE
COMMENTS

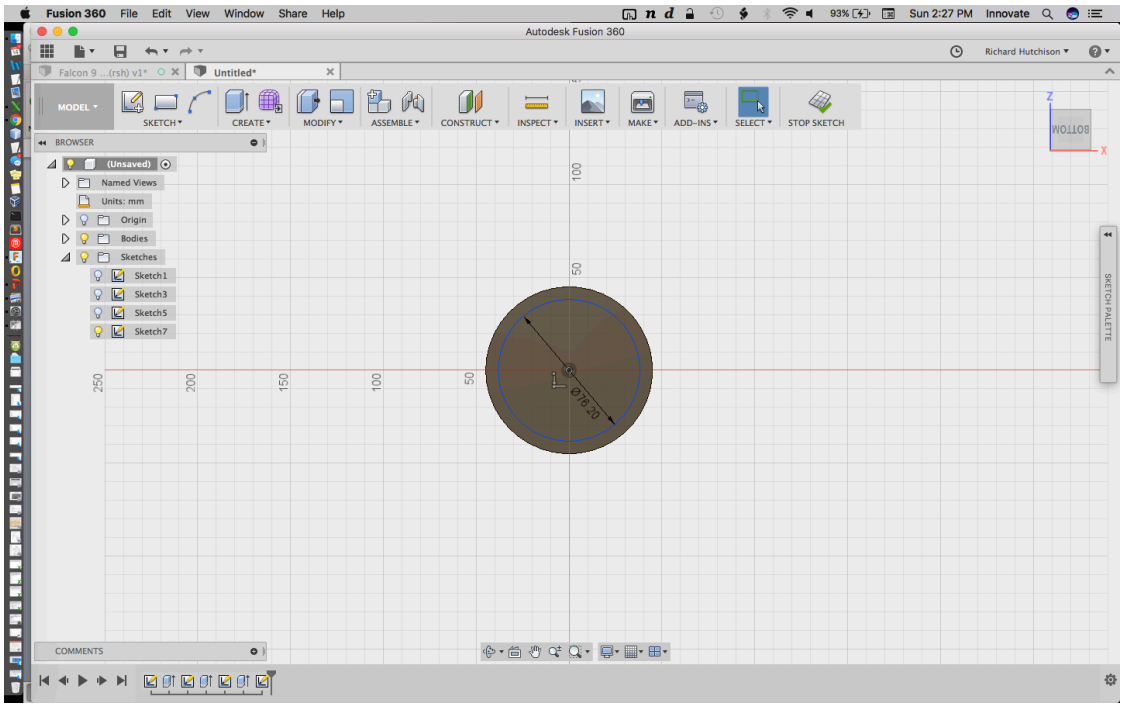
Fusion 360 File Edit View Window Share Help
Sun 2:27 PM Innovate
Autodesk Fusion 360
Richard Hutchison
Untitled*
MODEL
SKETCH
CREATE
MODIFY
ASSEMBLE
CONSTRUCT
INSPECT
INSERT
MAKE
ADD-INS
SELECT
STOP SKETCH
BROWSER
(Unsaved)
Named Views
Units: mm
Origin
Bodies
Sketches
Sketch1
Sketch3
Sketch5
Sketch7
SKETCH PALETTE
COMMENTS

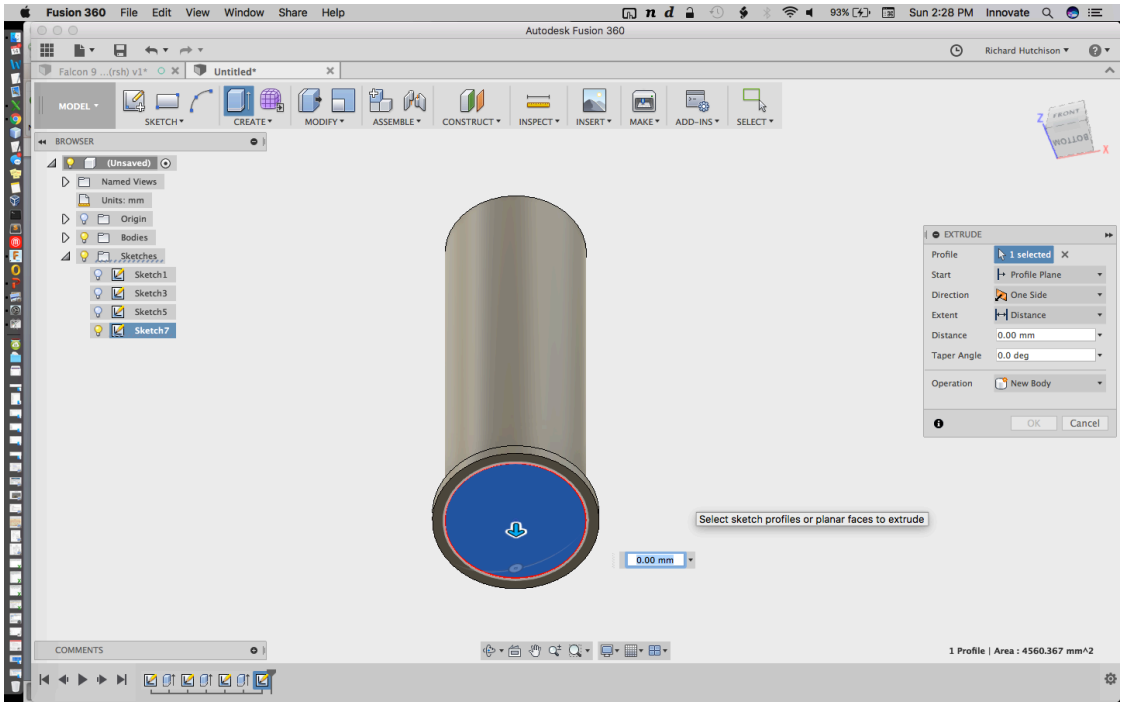
Fusion 360 File Edit View Window Share Help
Sun 2:28 PM Innovate
Autodesk Fusion 360
Richard Hutchison
Untitled*
MODEL
SKETCH
CREATE
MODIFY
ASSEMBLE
CONSTRUCT
INSPECT
INSERT
MAKE
ADD-INS
SELECT
BROWSER
(Unsaved)
Named Views
Units: mm
Origin
Bodies
Sketches
Sketch1
Sketch3
Sketch5
Sketch7
EXTRUDE
Profile
1 selected
Start
Profile Plane
Direction
One Side
Extent
Distance
Distance
0.00 mm
Taper Angle
0.0 deg
Operation
New Body
OK
Cancel
Select sketch profiles or planar faces to extrude
0.00 mm
COMMENTS
1 Profile | Area : 4560.367 mm^2

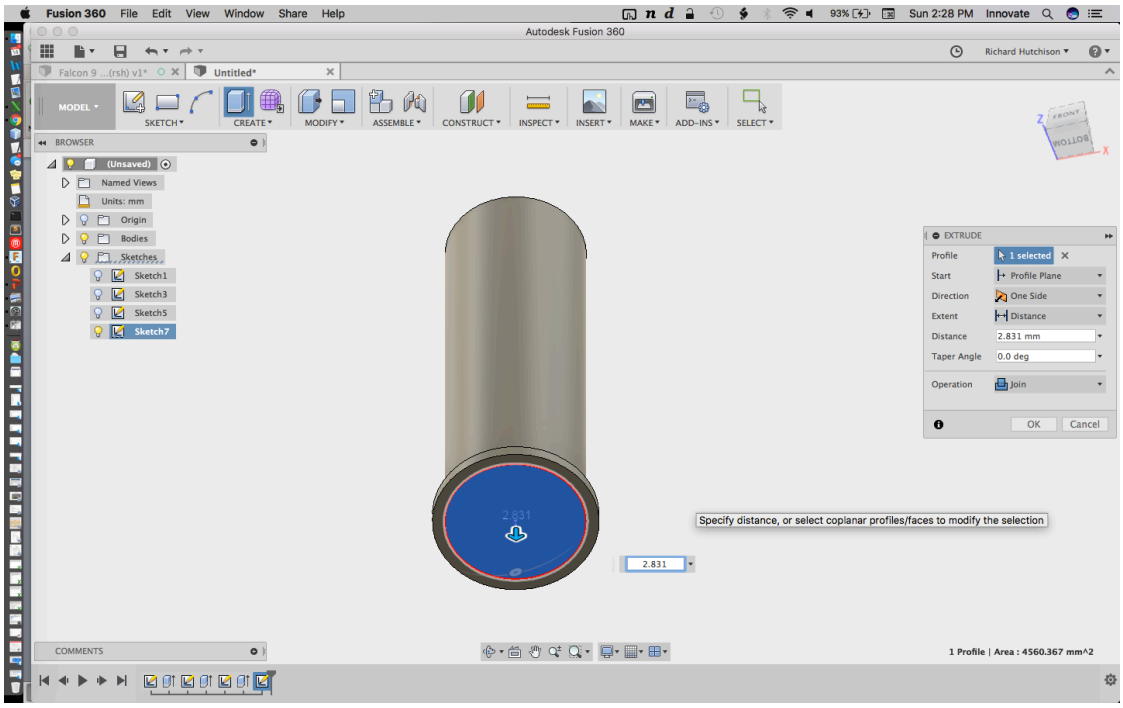
Fusion 360 File Edit View Window Share Help
Sun 2:28 PM Innovate
Autodesk Fusion 360
Richard Hutchison
Untitled*
MODEL
SKETCH
CREATE
MODIFY
ASSEMBLE
CONSTRUCT
INSPECT
INSERT
MAKE
ADD-INS
SELECT
BROWSER
(Unsaved)
Named Views
Units: mm
Origin
Bodies
Sketches
Sketch1
Sketch3
Sketch5
Sketch7
EXTRUDE
Profile
1 selected
Start
Profile Plane
Direction
One Side
Extent
Distance
Distance
2.831 mm
Taper Angle
0.0 deg
Operation
Join
OK
Cancel
2.831
Specify distance, or select coplanar profiles/faces to modify the selection
COMMENTS
1 Profile | Area : 4560.367 mm^2

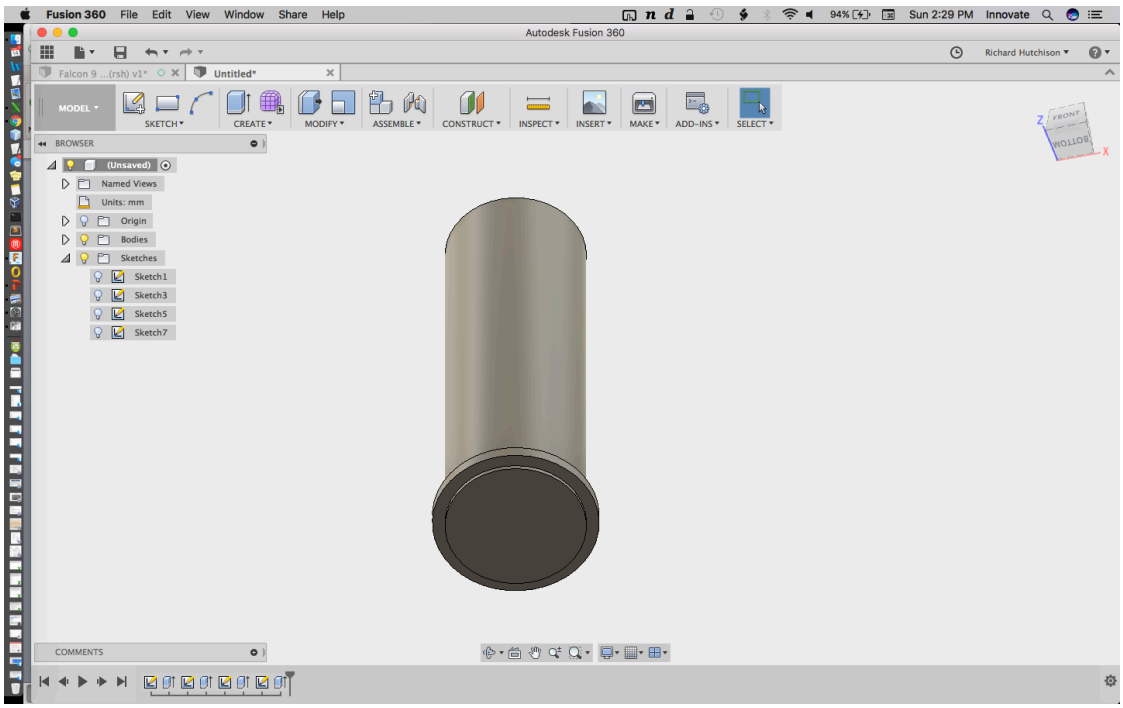
Fusion 360 File Edit View Window Share Help
Sun 2:29 PM Innovate
Autodesk Fusion 360
Richard Hutchison
Untitled*
MODEL
SKETCH
CREATE
MODIFY
ASSEMBLE
CONSTRUCT
INSPECT
INSERT
MAKE
ADD-INS
SELECT
BROWSER
(Unsaved)
Named Views
Units: mm
Origin
Bodies
Sketches
Sketch1
Sketch3
Sketch5
Sketch7
COMMENTS

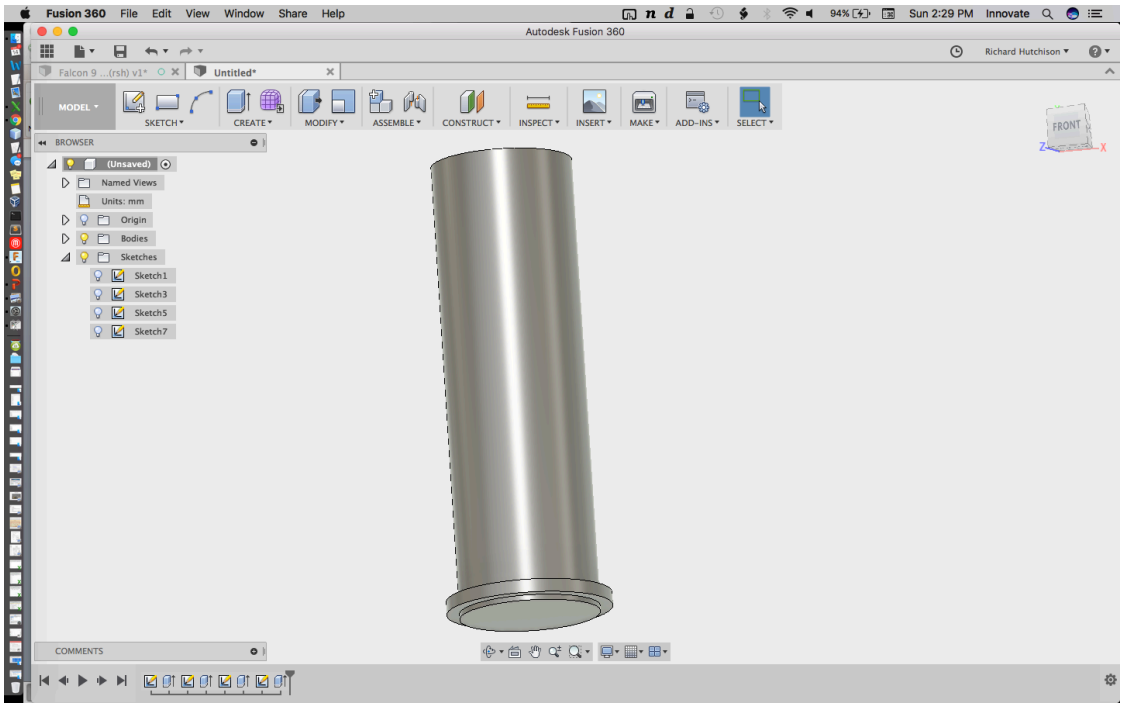
Fusion 360 File Edit View Window Share Help
Sun 2:29 PM Innovate
Autodesk Fusion 360
Richard Hutchison
Untitled*
MODEL
SKETCH
CREATE
MODIFY
ASSEMBLE
CONSTRUCT
INSPECT
INSERT
MAKE
ADD-INS
SELECT
BROWSER
(Unsaved)
Named Views
Units: mm
Origin
Bodies
Sketches
Sketch1
Sketch3
Sketch5
Sketch7
FRONT
COMMENTS

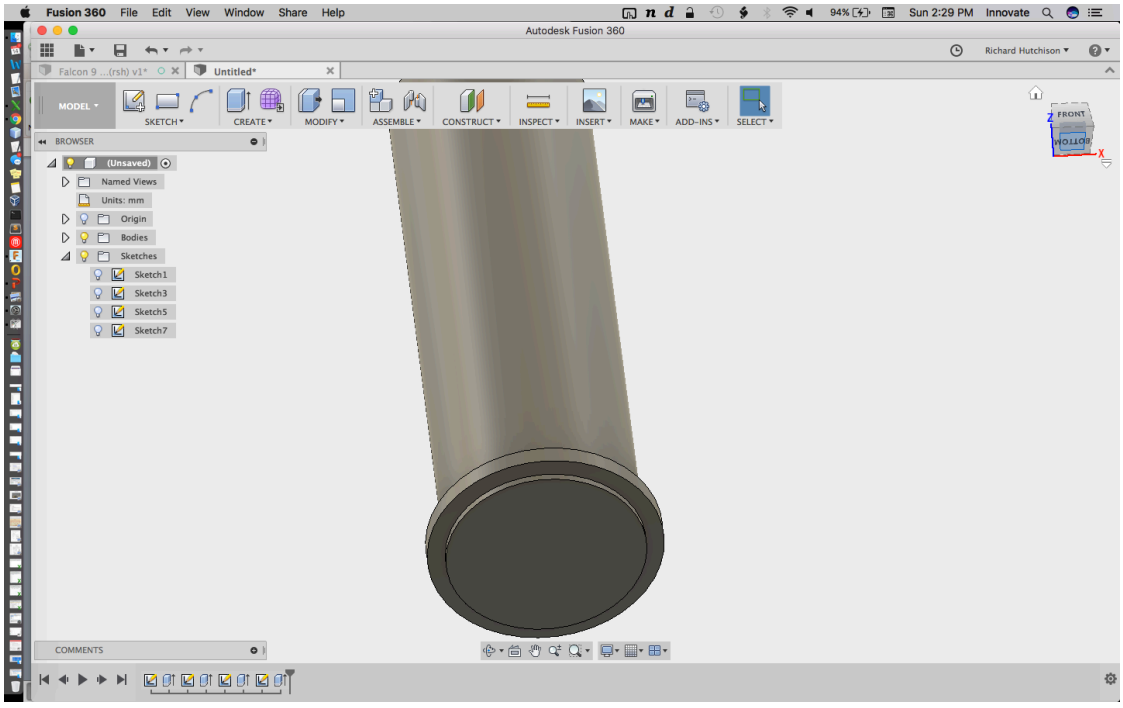
Fusion 360 File Edit View Window Share Help
Sun 2:29 PM Innovate
Autodesk Fusion 360
Richard Hutchison
Untitled*
MODEL
SKETCH
CREATE
MODIFY
ASSEMBLE
CONSTRUCT
INSPECT
INSERT
MAKE
ADD-INS
SELECT
BROWSER
(Unsaved)
Named Views
Units: mm
Origin
Bodies
Sketches
Sketch1
Sketch3
Sketch5
Sketch7
FRONT
BOTTOM
COMMENTS

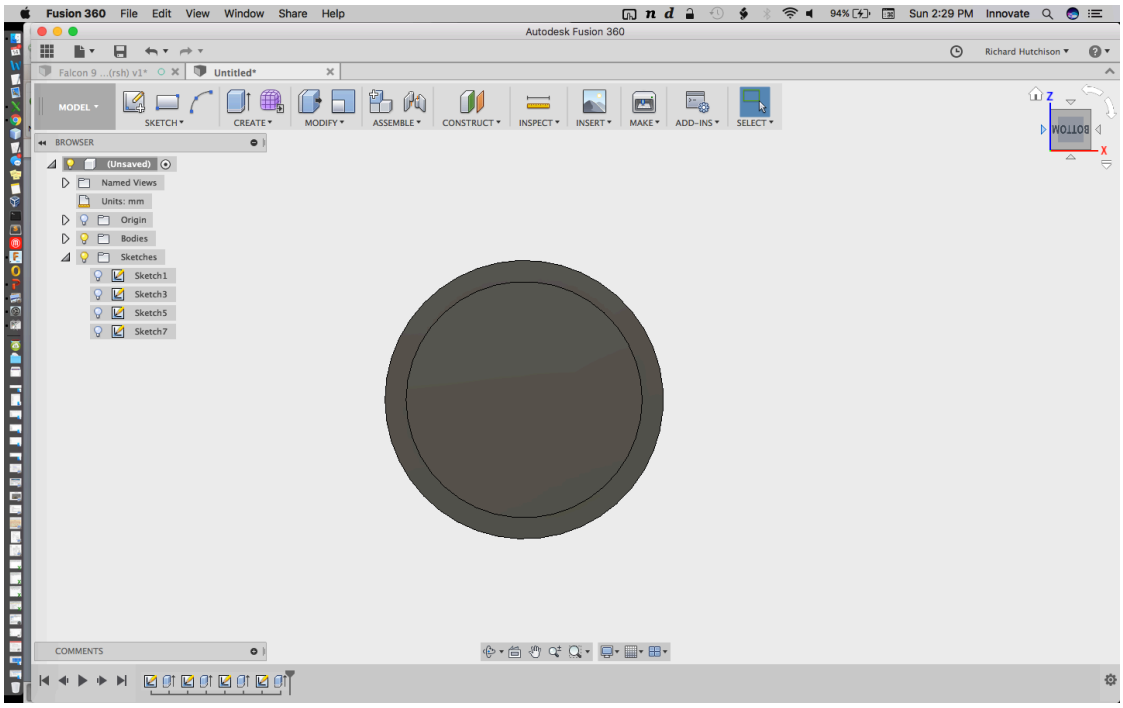
Fusion 360 File Edit View Window Share Help
Sun 2:29 PM Innovate
Autodesk Fusion 360
Richard Hutchison
Untitled*
MODEL
SKETCH
CREATE
MODIFY
ASSEMBLE
CONSTRUCT
INSPECT
INSERT
MAKE
ADD-INS
SELECT
BROWSER
(Unsaved)
Named Views
Units: mm
Origin
Bodies
Sketches
Sketch1
Sketch3
Sketch5
Sketch7
COMMENTS

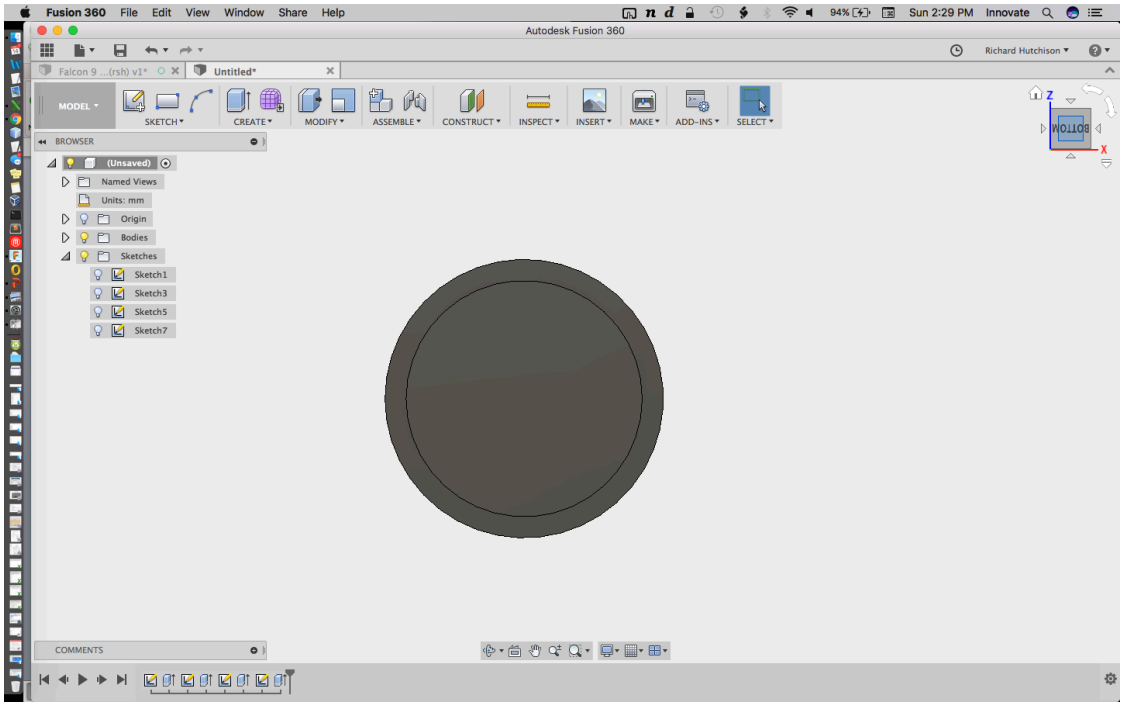
Fusion 360 File Edit View Window Share Help
Sun 2:29 PM Innovate
Autodesk Fusion 360
Richard Hutchison
Untitled*
MODEL
SKETCH
CREATE
MODIFY
ASSEMBLE
CONSTRUCT
INSPECT
INSERT
MAKE
ADD-INS
SELECT
BROWSER
(Unsaved)
Named Views
Units: mm
Origin
Bodies
Sketches
Sketch1
Sketch3
Sketch5
Sketch7
COMMENTS

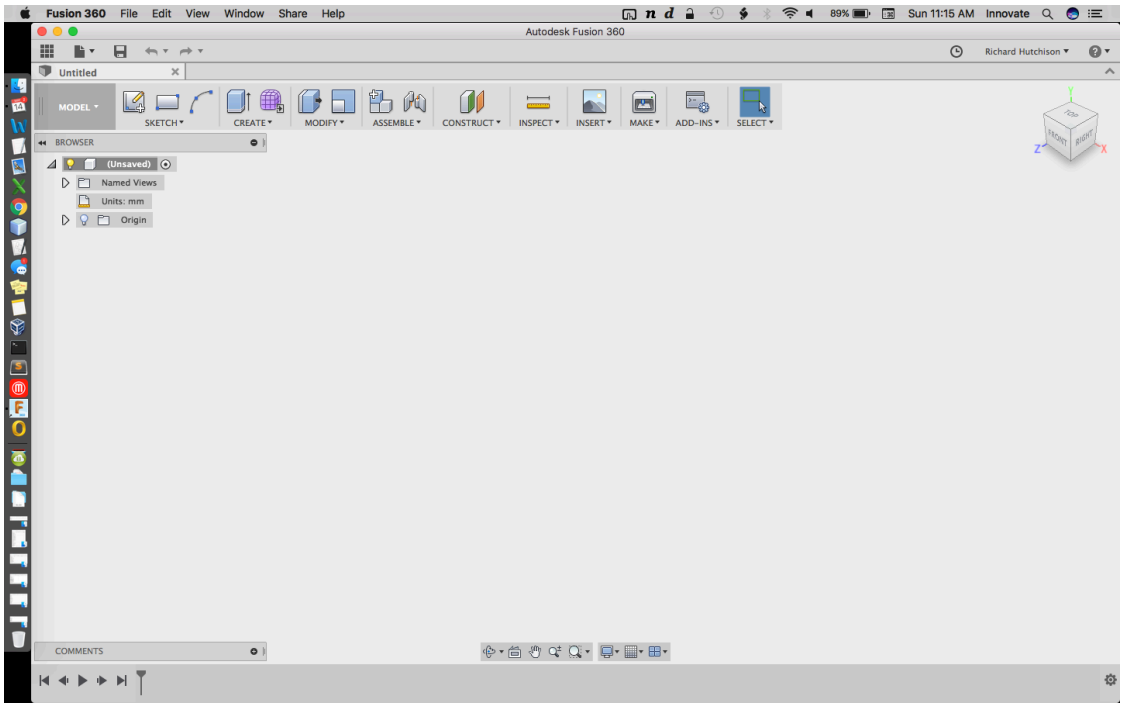
Fusion 360 File Edit View Window Share Help
Sun 11:15 AM Innovate
Autodesk Fusion 360
Richard Hutchison
Untitled
MODEL
SKETCH
CREATE
MODIFY
ASSEMBLE
CONSTRUCT
INSPECT
INSERT
MAKE
ADD-INS
SELECT
BROWSER
(Unsaved)
Named Views
Units: mm
Origin
COMMENTS

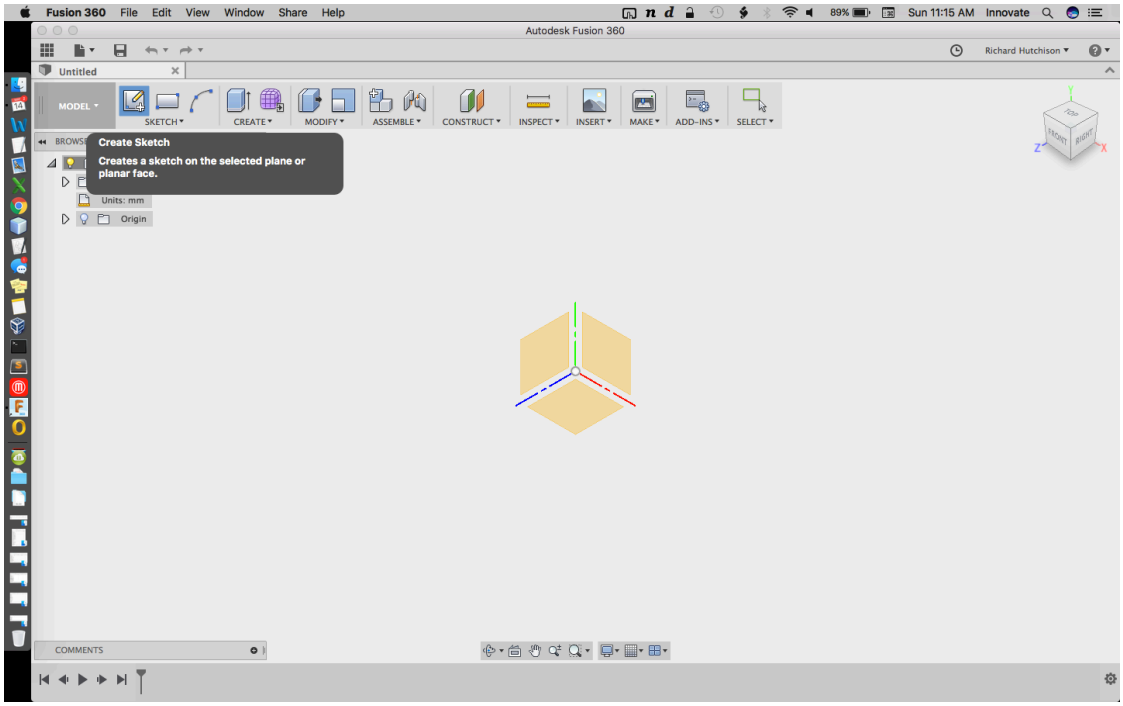
Fusion 360 File Edit View Window Share Help
Sun 11:15 AM Innovate
Autodesk Fusion 360
Richard Hutchison
Untitled
MODEL
SKETCH
CREATE
MODIFY
ASSEMBLE
CONSTRUCT
INSPECT
INSERT
MAKE
ADD-INS
SELECT
Create Sketch
Creates a sketch on the selected plane or planar face.
Units: mm
Origin
COMMENTS

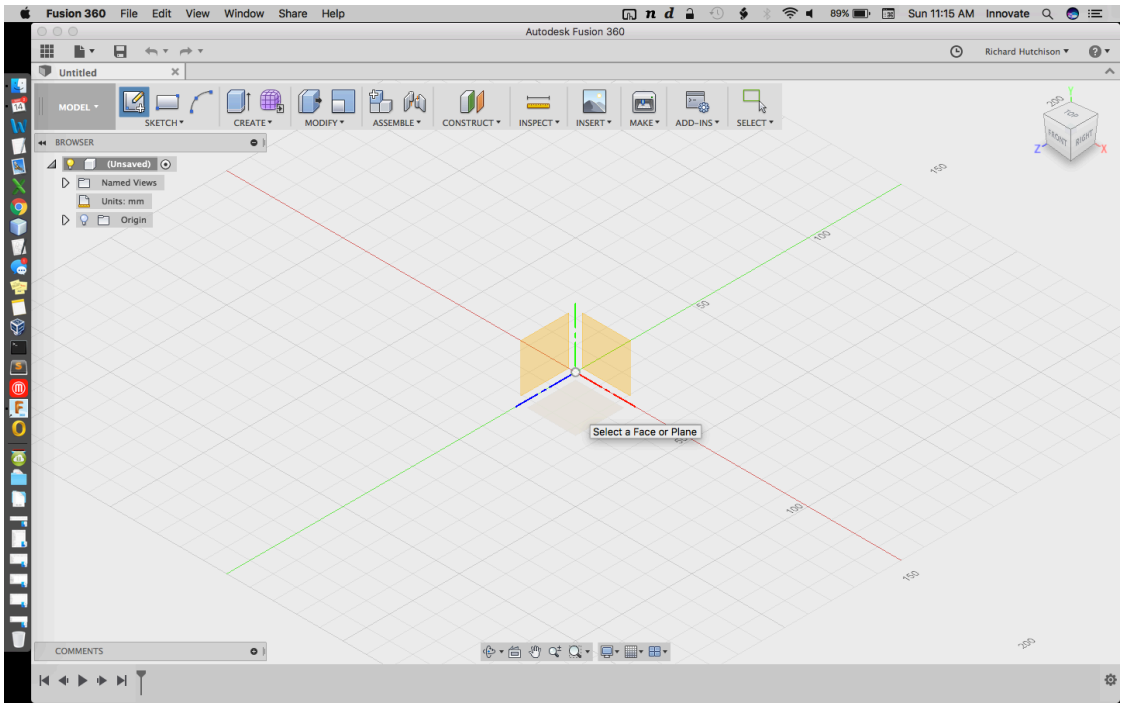
Fusion 360 File Edit View Window Share Help
Sun 11:15 AM Innovate
Autodesk Fusion 360
Richard Hutchison
Untitled
MODEL
SKETCH
CREATE
MODIFY
ASSEMBLE
CONSTRUCT
INSPECT
INSERT
MAKE
ADD-INS
SELECT
BROWSER
(Unsaved)
Named Views
Units: mm
Origin
Select a Face or Plane
COMMENTS

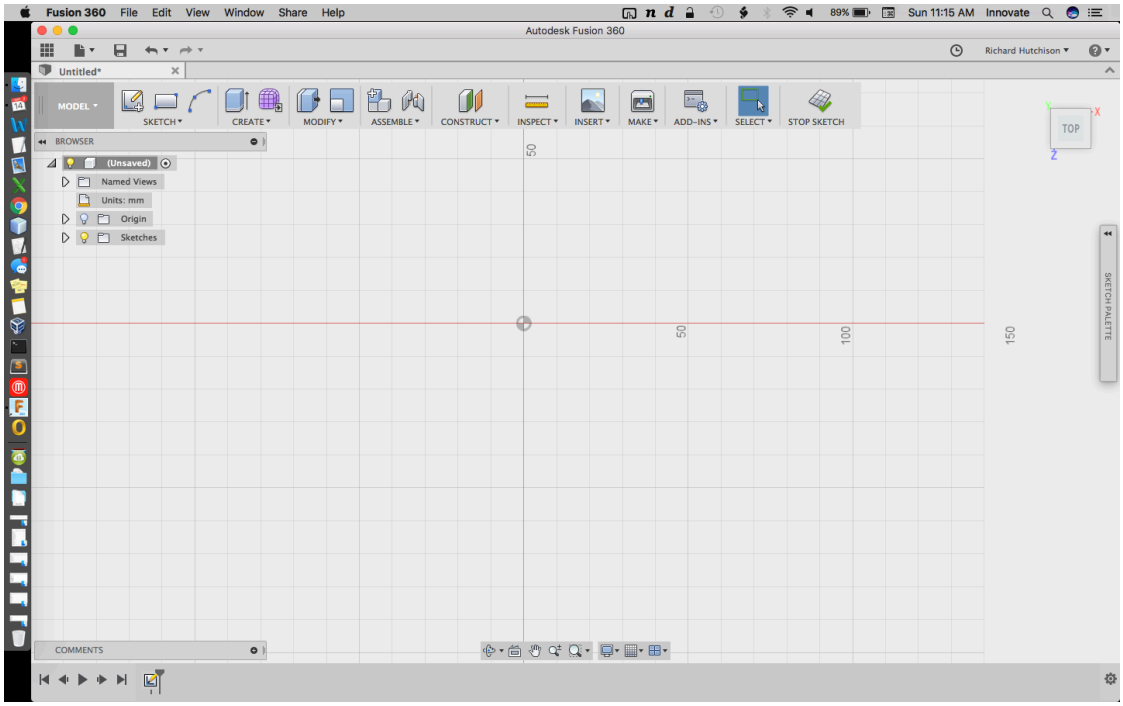
Fusion 360 File Edit View Window Share Help
Sun 11:15 AM Innovate
Autodesk Fusion 360
Richard Hutchison
Untitled*
MODEL
SKETCH
CREATE
MODIFY
ASSEMBLE
CONSTRUCT
INSPECT
INSERT
MAKE
ADD-INS
SELECT
STOP SKETCH
BROWSER
(Unsaved)
Named Views
Units: mm
Origin
Sketches
TOP
SKETCH PALETTE
COMMENTS

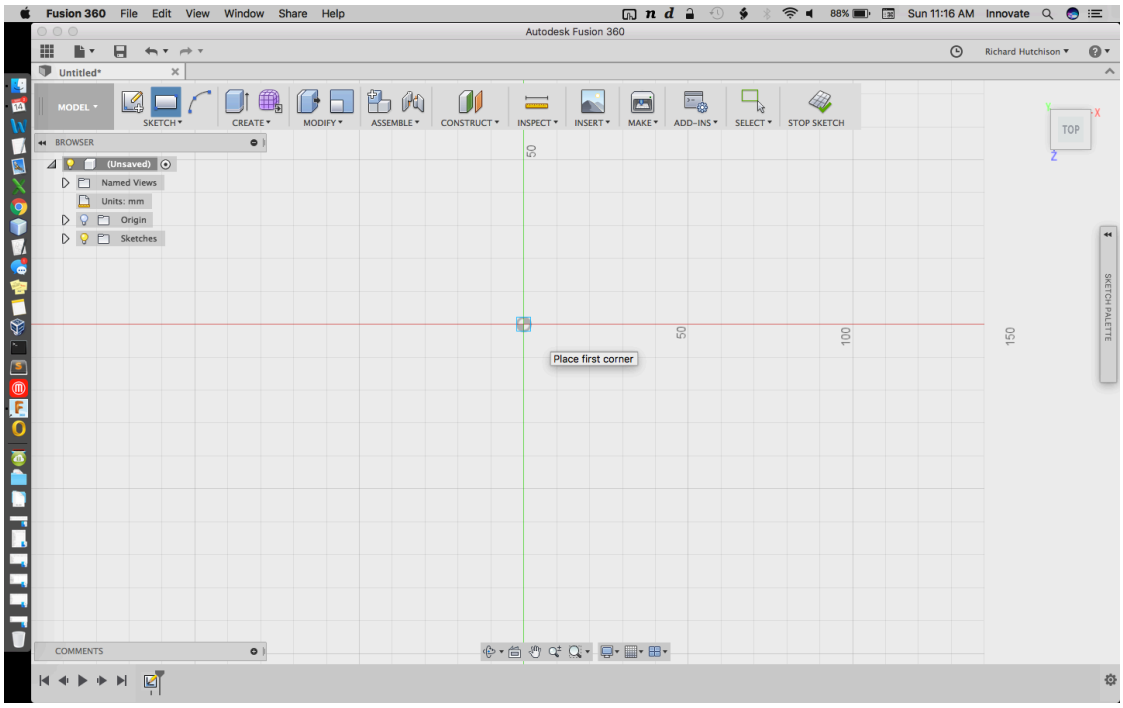
Fusion 360 File Edit View Window Share Help
Sun 11:16 AM Innovate
Autodesk Fusion 360
Richard Hutchison
Untitled*
MODEL
SKETCH
CREATE
MODIFY
ASSEMBLE
CONSTRUCT
INSPECT
INSERT
MAKE
ADD-INS
SELECT
STOP SKETCH
BROWSER
(Unsaved)
Named Views
Units: mm
Origin
Sketches
TOP
SKETCH PALETTE
Place first corner
COMMENTS

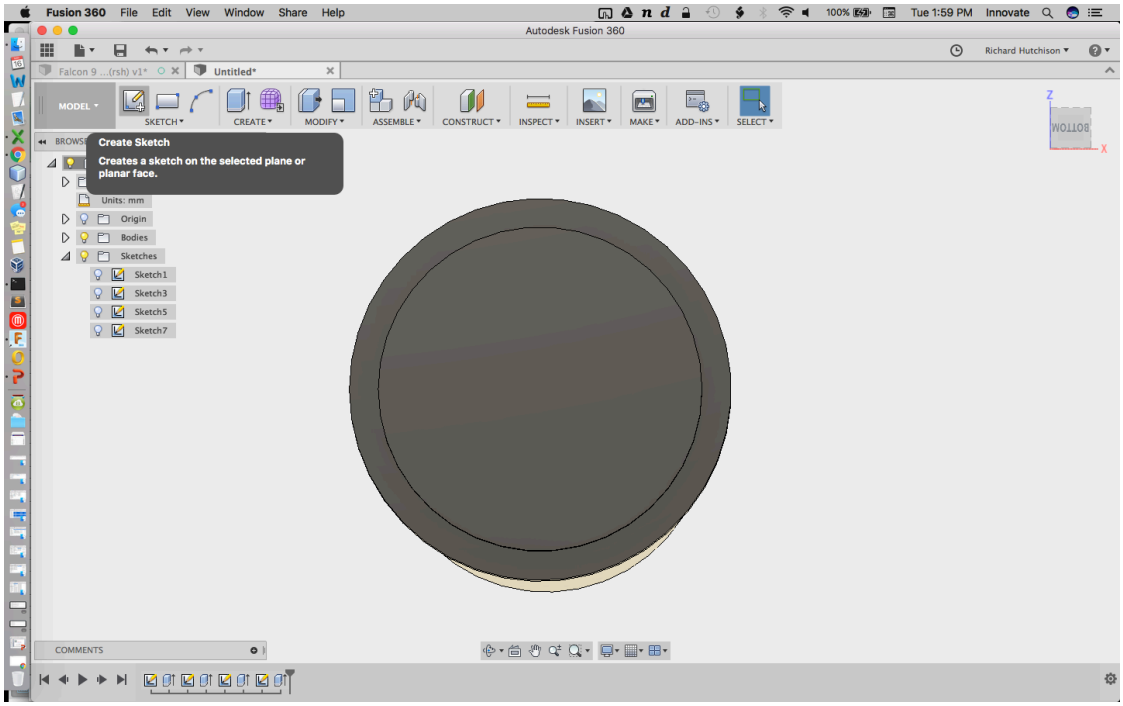
Fusion 360 File Edit View Window Share Help
Tue 1:59 PM Innovate
Autodesk Fusion 360
Richard Hutchison
Untitled*
MODEL
SKETCH
CREATE
MODIFY
ASSEMBLE
CONSTRUCT
INSPECT
INSERT
MAKE
ADD-INS
SELECT
Create Sketch
Creates a sketch on the selected plane or planar face.
Units: mm
Origin
Bodies
Sketches
Sketch1
Sketch3
Sketch5
Sketch7
BOTTOM
COMMENTS

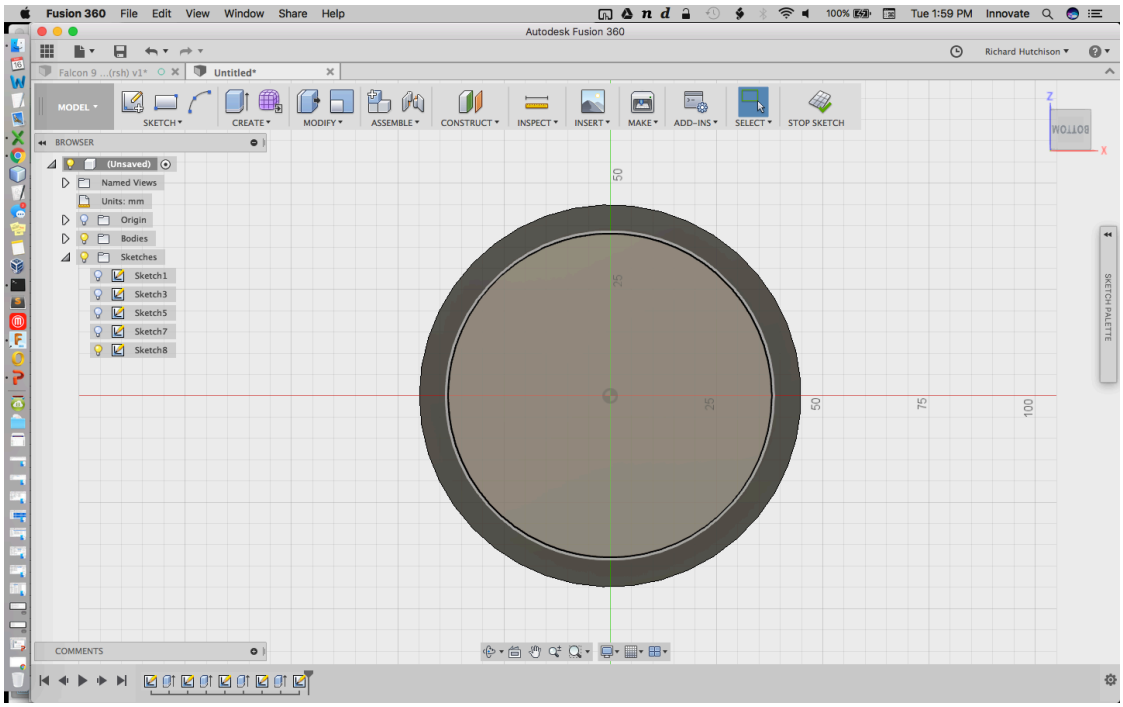
Fusion 360 File Edit View Window Share Help
Tue 1:59 PM Innovate
Autodesk Fusion 360
Richard Hutchison
Untitled*
MODEL
SKETCH
CREATE
MODIFY
ASSEMBLE
CONSTRUCT
INSPECT
INSERT
MAKE
ADD-INS
SELECT
STOP SKETCH
BROWSER
(Unsaved)
Named Views
Units: mm
Origin
Bodies
Sketches
Sketch1
Sketch3
Sketch5
Sketch7
Sketch8
BOTTOM
SKETCH PALETTE
COMMENTS

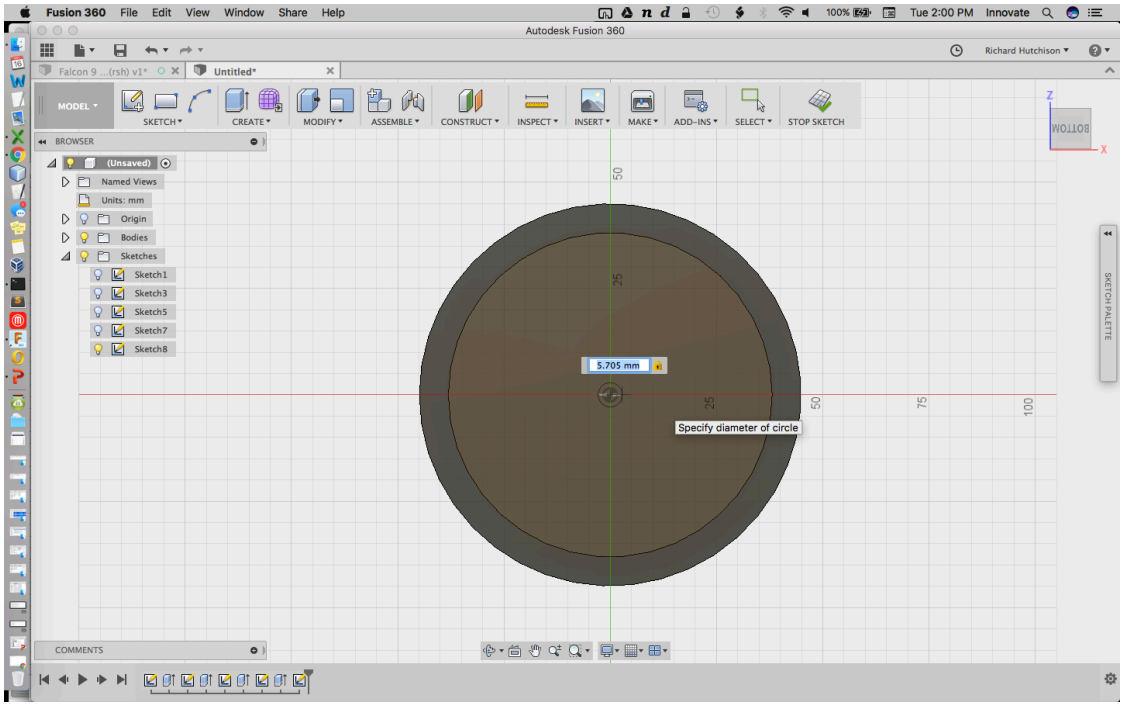
Fusion 360 File Edit View Window Share Help
Tue 2:00 PM Innovate
Autodesk Fusion 360
Richard Hutchison
Untitled*
MODEL
SKETCH
CREATE
MODIFY
ASSEMBLE
CONSTRUCT
INSPECT
INSERT
MAKE
ADD-INS
SELECT
STOP SKETCH
BROWSER
(Unsaved)
Named Views
Units: mm
Origin
Bodies
Sketches
Sketch1
Sketch3
Sketch5
Sketch7
Sketch8
5.705 mm
Specify diameter of circle
BOTTOM
SKETCH PALETTE
COMMENTS

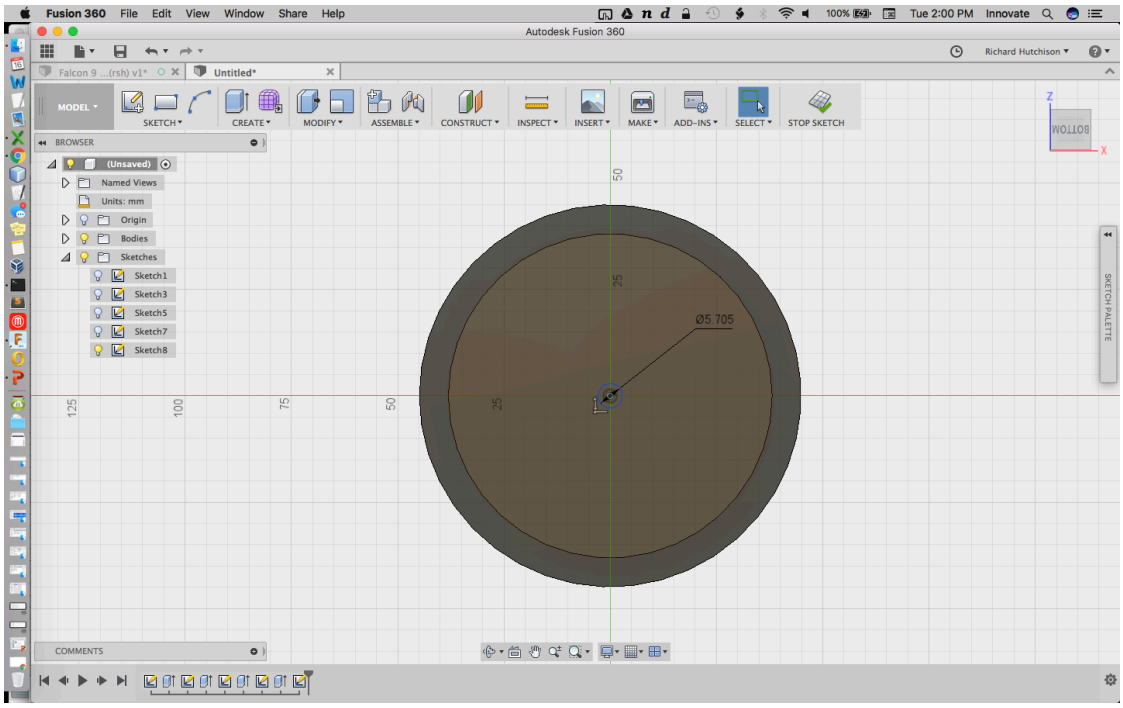
Fusion 360 File Edit View Window Share Help
Tue 2:00 PM Innovate
Autodesk Fusion 360
Richard Hutchison
Untitled*
MODEL
SKETCH
CREATE
MODIFY
ASSEMBLE
CONSTRUCT
INSPECT
INSERT
MAKE
ADD-INS
SELECT
STOP SKETCH
BROWSER
(Unsaved)
Named Views
Units: mm
Origin
Bodies
Sketches
Sketch1
Sketch3
Sketch5
Sketch7
Sketch8
Ø5.705
SKETCH PALETTE
COMMENTS

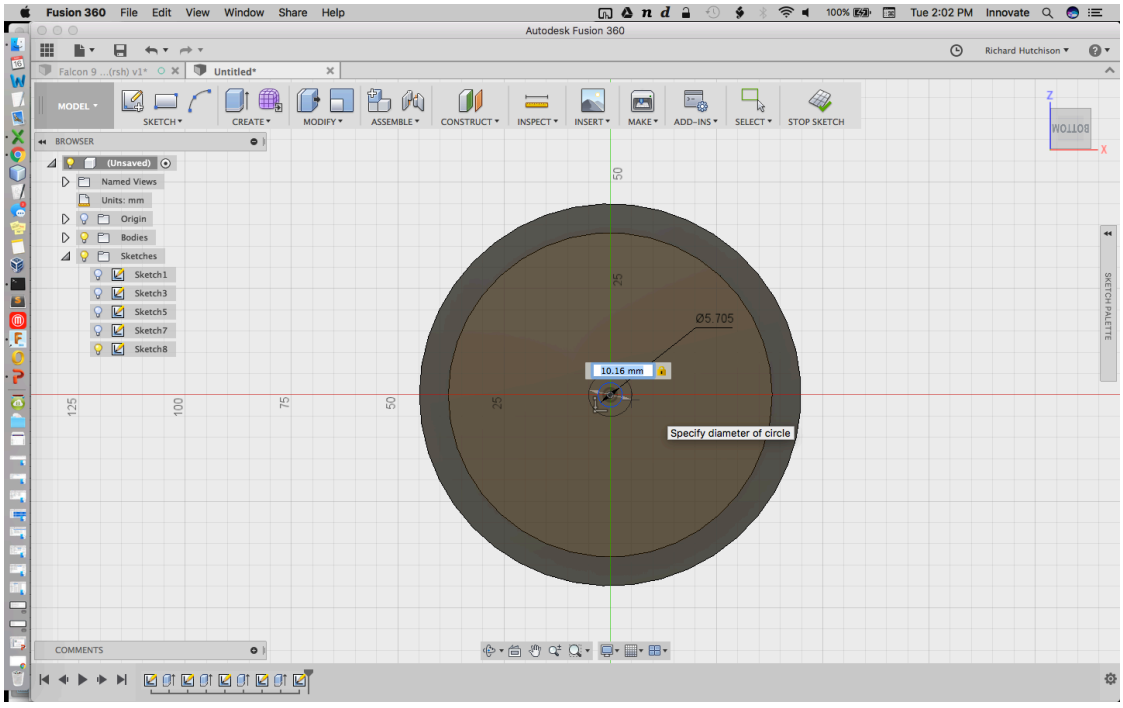
Fusion 360 File Edit View Window Share Help
Tue 2:02 PM Innovate
Autodesk Fusion 360
Richard Hutchison
Untitled*
MODEL
SKETCH
CREATE
MODIFY
ASSEMBLE
CONSTRUCT
INSPECT
INSERT
MAKE
ADD-INS
SELECT
STOP SKETCH
BROWSER
(Unsaved)
Named Views
Units: mm
Origin
Bodies
Sketches
Sketch1
Sketch3
Sketch5
Sketch7
Sketch8
Ø5.705
10.16 mm
Specify diameter of circle
SKETCH PALETTE
COMMENTS

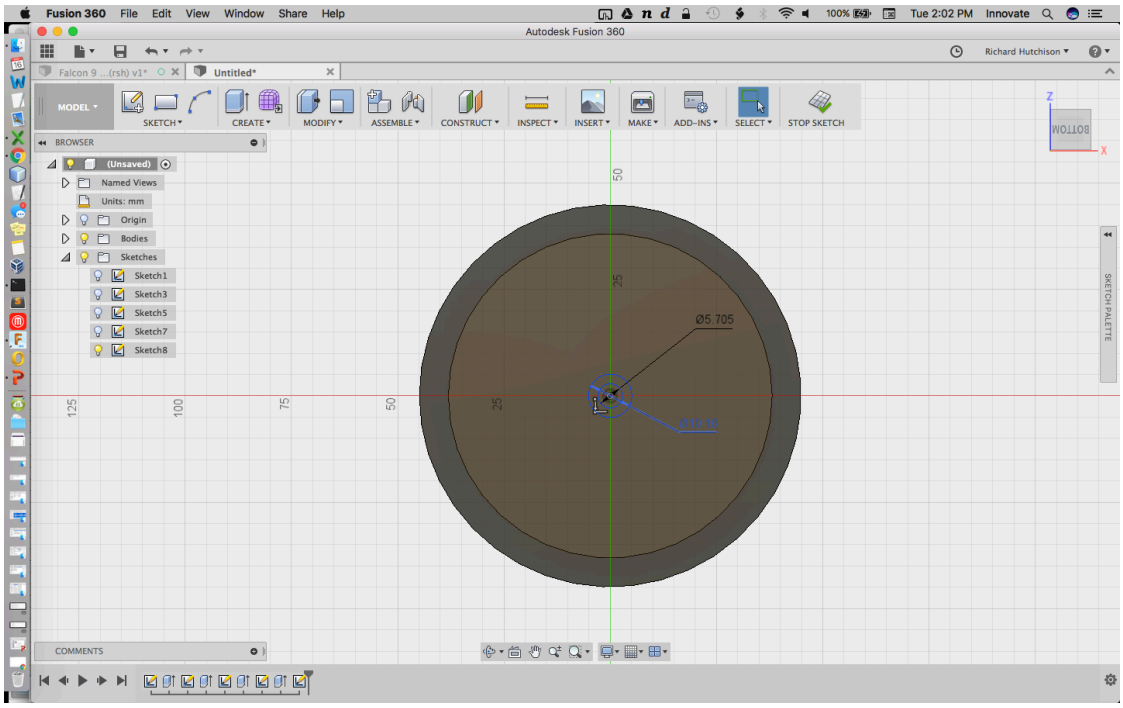
Fusion 360 File Edit View Window Share Help
Tue 2:02 PM Innovate
Autodesk Fusion 360
Richard Hutchison
Untitled*
MODEL
SKETCH
CREATE
MODIFY
ASSEMBLE
CONSTRUCT
INSPECT
INSERT
MAKE
ADD-INS
SELECT
STOP SKETCH
BROWSER
(Unsaved)
Named Views
Units: mm
Origin
Bodies
Sketches
Sketch1
Sketch3
Sketch5
Sketch7
Sketch8
Ø5.705
Ø10.16
COMMENTS
SKETCH PALETTE

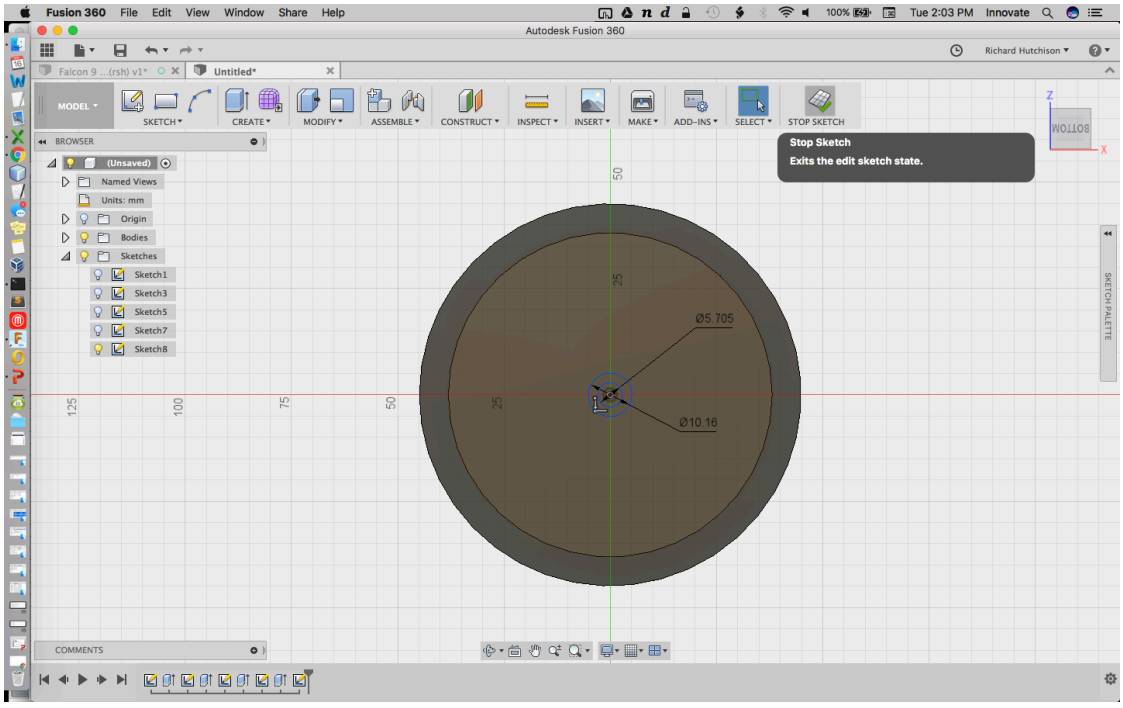
Fusion 360 File Edit View Window Share Help
Tue 2:03 PM Innovate
Autodesk Fusion 360
Richard Hutchison
Untitled*
MODEL
SKETCH
CREATE
MODIFY
ASSEMBLE
CONSTRUCT
INSPECT
INSERT
MAKE
ADD-INS
SELECT
STOP SKETCH
Stop Sketch
Exits the edit sketch state.
BROWSER
(Unsaved)
Named Views
Units: mm
Origin
Bodies
Sketches
Sketch1
Sketch3
Sketch5
Sketch7
Sketch8
Ø5.705
Ø10.16
COMMENTS
SKETCH PALETTE

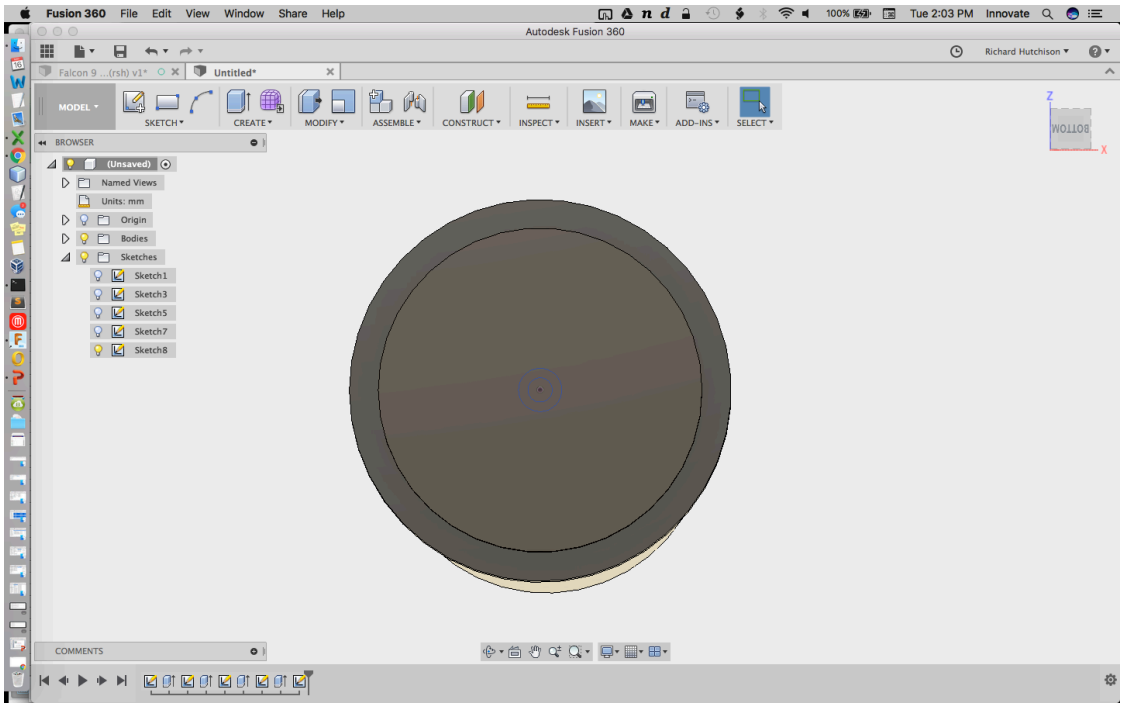
Fusion 360 File Edit View Window Share Help
Tue 2:03 PM Innovate
Autodesk Fusion 360
Richard Hutchison
Untitled*
MODEL
SKETCH
CREATE
MODIFY
ASSEMBLE
CONSTRUCT
INSPECT
INSERT
MAKE
ADD-INS
SELECT
BROWSER
(Unsaved)
Named Views
Units: mm
Origin
Bodies
Sketches
Sketch1
Sketch3
Sketch5
Sketch7
Sketch8
COMMENTS

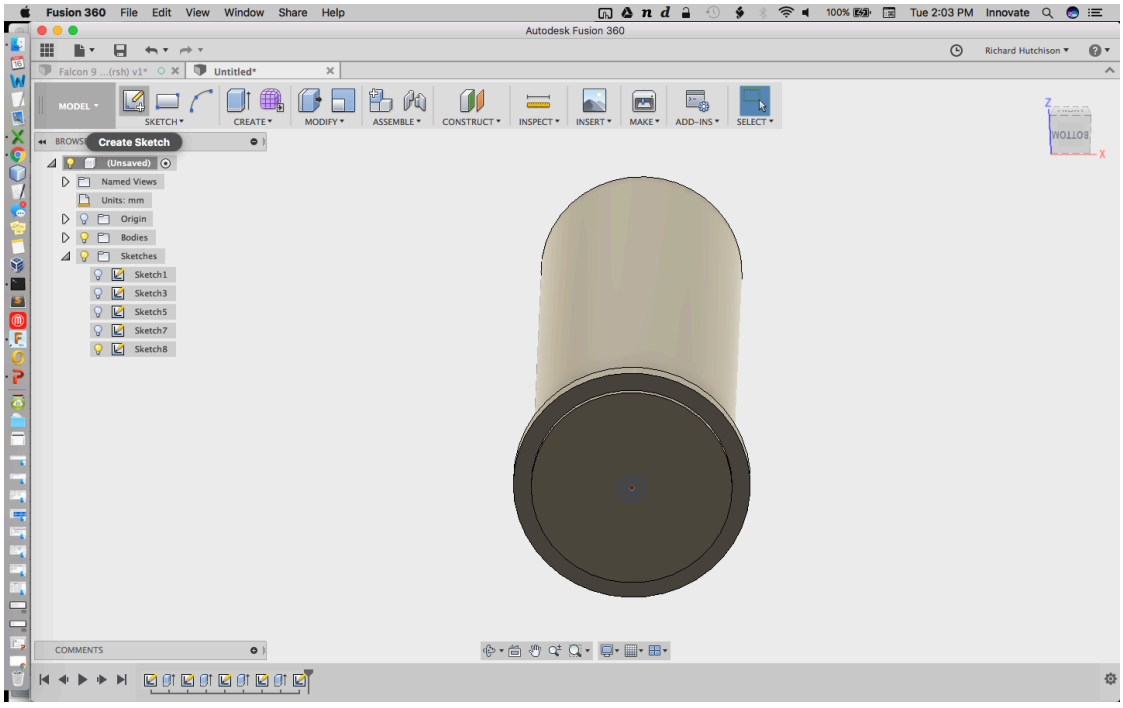
Fusion 360 File Edit View Window Share Help
Tue 2:03 PM Innovate
Autodesk Fusion 360
Richard Hutchison
Untitled*
MODEL
SKETCH
CREATE
MODIFY
ASSEMBLE
CONSTRUCT
INSPECT
INSERT
MAKE
ADD-INS
SELECT
Create Sketch
(Unsaved)
Named Views
Units: mm
Origin
Bodies
Sketches
Sketch1
Sketch3
Sketch5
Sketch7
Sketch8
COMMENTS

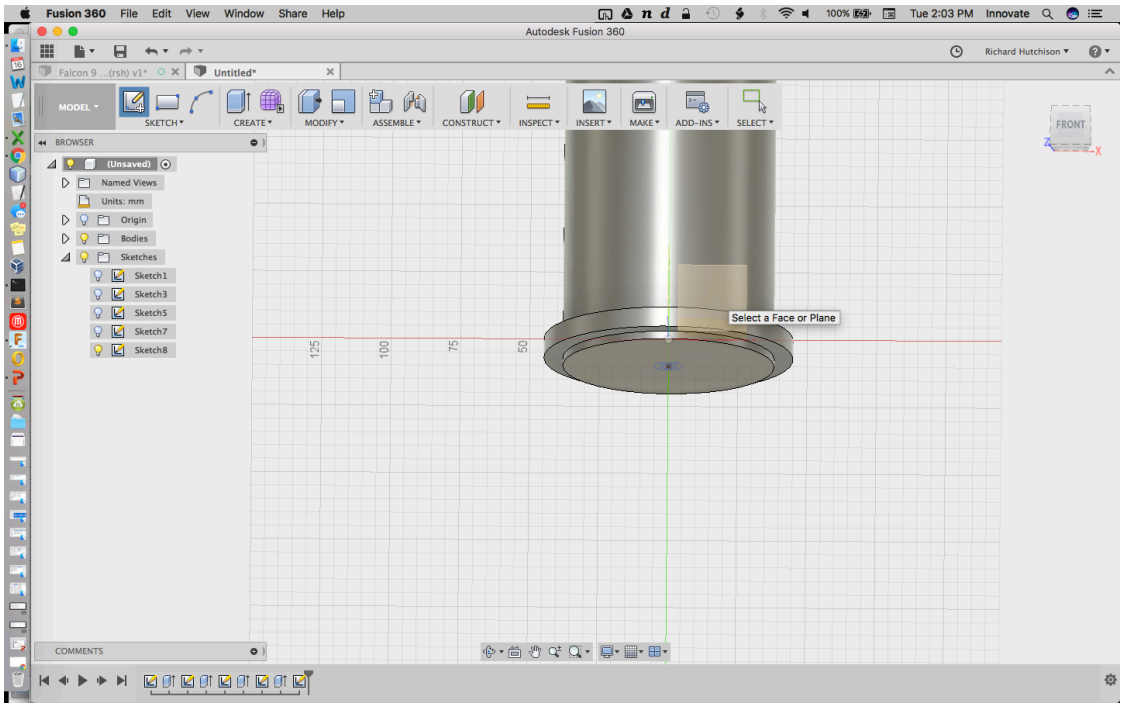
Fusion 360 File Edit View Window Share Help
Tue 2:03 PM Innovate
Autodesk Fusion 360
Richard Hutchison
Untitled*
MODEL
SKETCH
CREATE
MODIFY
ASSEMBLE
CONSTRUCT
INSPECT
INSERT
MAKE
ADD-INS
SELECT
BROWSER
(Unsaved)
Named Views
Units: mm
Origin
Bodies
Sketches
Sketch1
Sketch3
Sketch5
Sketch7
Sketch8
Select a Face or Plane
FRONT
COMMENTS

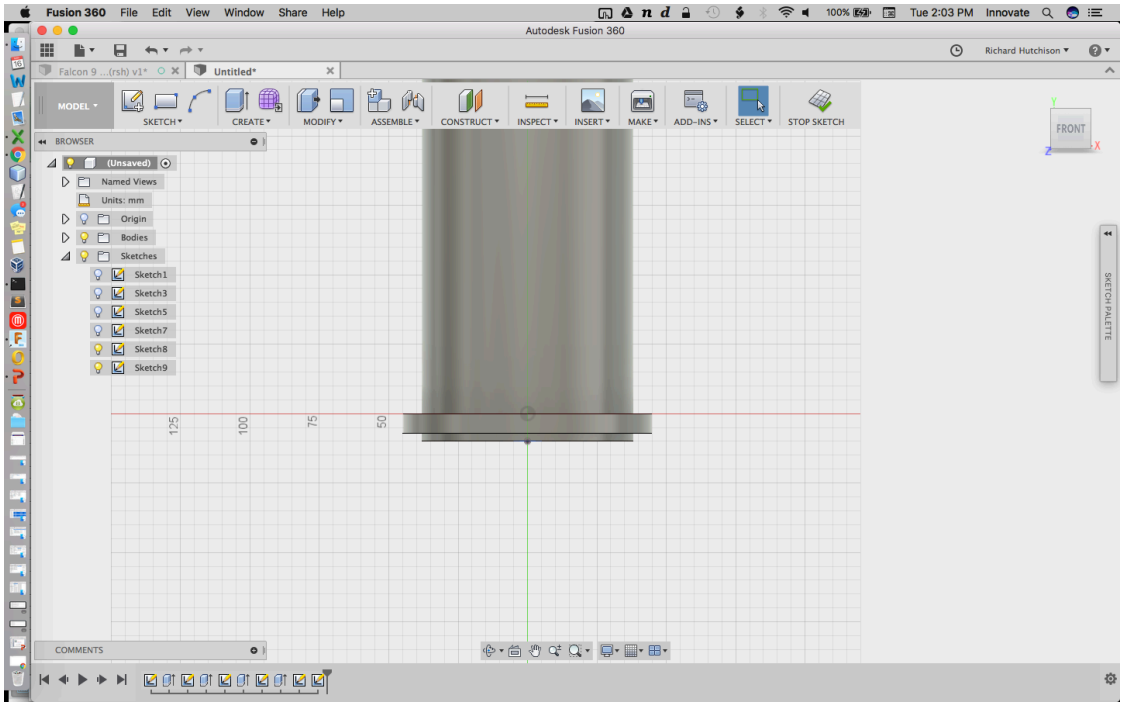
Fusion 360 File Edit View Window Share Help
Tue 2:03 PM Innovate
Autodesk Fusion 360
Richard Hutchison
Untitled*
MODEL
SKETCH
CREATE
MODIFY
ASSEMBLE
CONSTRUCT
INSPECT
INSERT
MAKE
ADD-INS
SELECT
STOP SKETCH
BROWSER
(Unsaved)
Named Views
Units: mm
Origin
Bodies
Sketches
Sketch1
Sketch3
Sketch5
Sketch7
Sketch8
Sketch9
FRONT
SKETCH PALETTE
COMMENTS

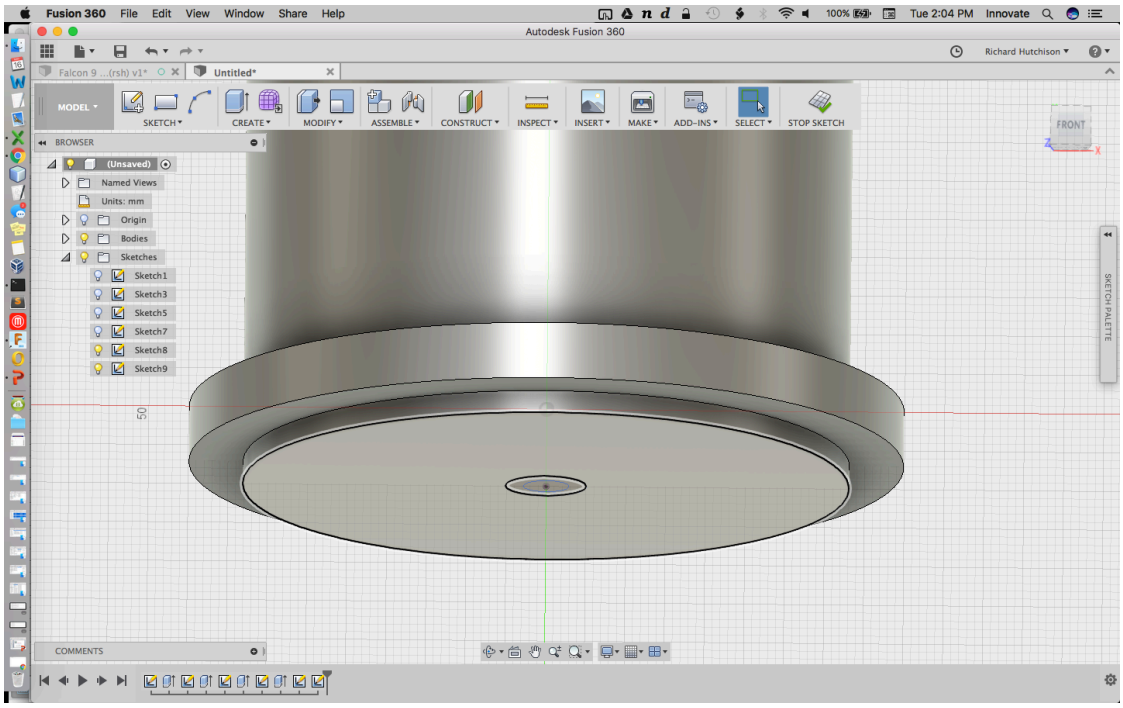
Fusion 360 File Edit View Window Share Help
Tue 2:04 PM Innovate
Autodesk Fusion 360
Richard Hutchison
Untitled*
MODEL
SKETCH
CREATE
MODIFY
ASSEMBLE
CONSTRUCT
INSPECT
INSERT
MAKE
ADD-INS
SELECT
STOP SKETCH
BROWSER
(Unsaved)
Named Views
Units: mm
Origin
Bodies
Sketches
Sketch1
Sketch3
Sketch5
Sketch7
Sketch8
Sketch9
FRONT
SKETCH PALETTE
COMMENTS

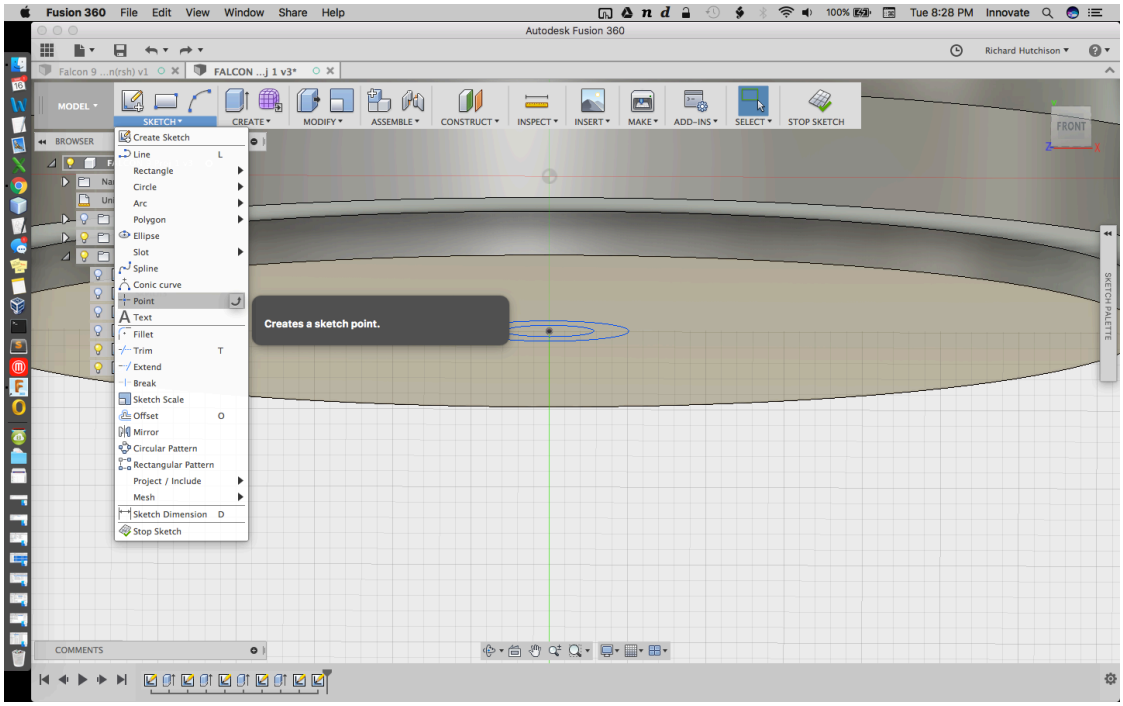
Fusion 360 File Edit View Window Share Help
Tue 8:28 PM Innovate
Autodesk Fusion 360
Richard Hutchison
FALCON ...J 1 v3*
MODEL
SKETCH
CREATE
MODIFY
ASSEMBLE
CONSTRUCT
INSPECT
INSERT
MAKE
ADD-INS
SELECT
STOP SKETCH
BROWSER
Create Sketch
Line L
Rectangle
Circle
Arc
Polygon
Ellipse
Slot
Spline
Conic curve
Point
Text
Fillet
Trim T
Extend
Break
Sketch Scale
Offset O
Mirror
Circular Pattern
Rectangular Pattern
Project / Include
Mesh
Sketch Dimension D
Stop Sketch
Creates a sketch point.
FRONT
SKETCH PALETTE
COMMENTS

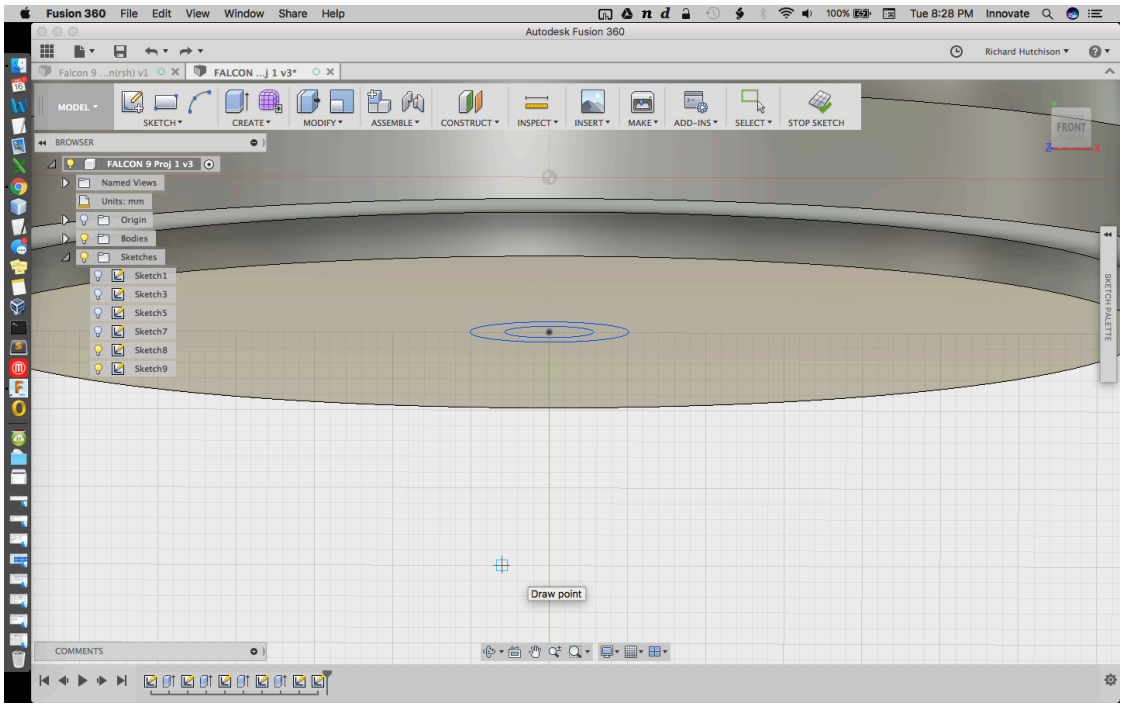
Fusion 360 File Edit View Window Share Help
Tue 8:28 PM Innovate
Autodesk Fusion 360
Richard Hutchison
FALCON ...j 1 v3*
MODEL
SKETCH
CREATE
MODIFY
ASSEMBLE
CONSTRUCT
INSPECT
INSERT
MAKE
ADD-INS
SELECT
STOP SKETCH
FRONT
BROWSER
FALCON 9 Proj 1 v3
Named Views
Units: mm
Origin
Bodies
Sketches
Sketch1
Sketch3
Sketch5
Sketch7
Sketch8
Sketch9
SKETCH PALETTE
Draw point
COMMENTS

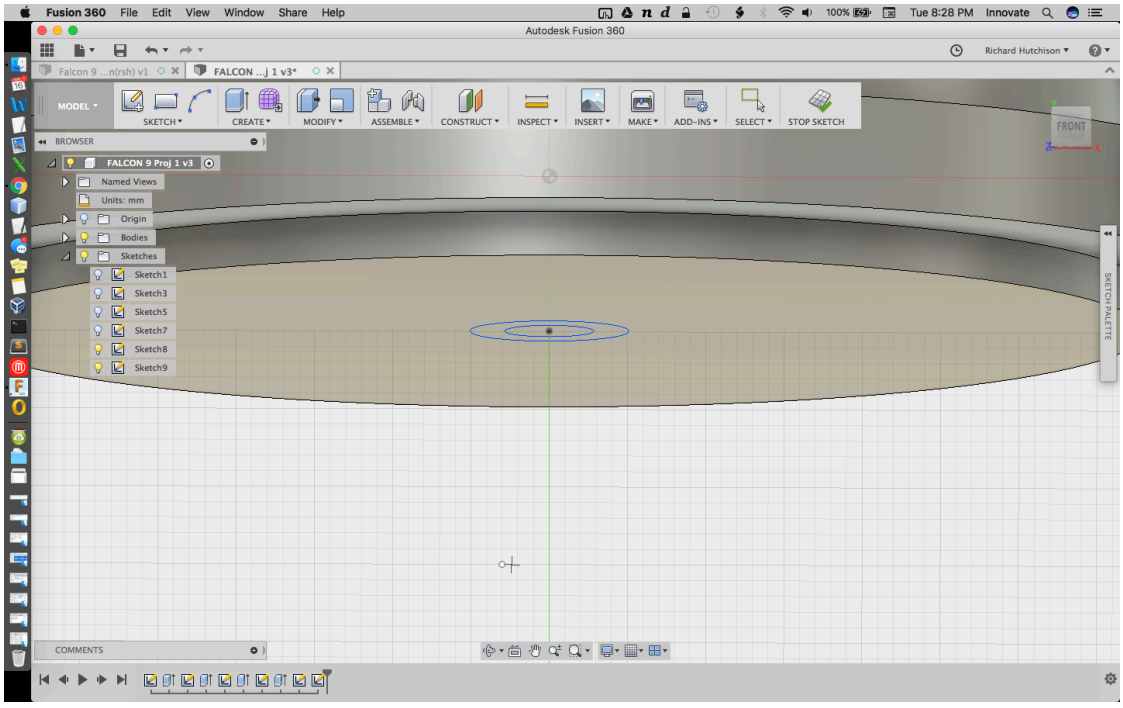
Fusion 360 File Edit View Window Share Help
Tue 8:28 PM Innovate
Autodesk Fusion 360
Richard Hutchison
FALCON ...j 1 v3*
MODEL
SKETCH
CREATE
MODIFY
ASSEMBLE
CONSTRUCT
INSPECT
INSERT
MAKE
ADD-INS
SELECT
STOP SKETCH
FRONT
BROWSER
FALCON 9 Proj 1 v3
Named Views
Units: mm
Origin
Bodies
Sketches
Sketch1
Sketch3
Sketch5
Sketch7
Sketch8
Sketch9
SKETCH PALETTE
COMMENTS

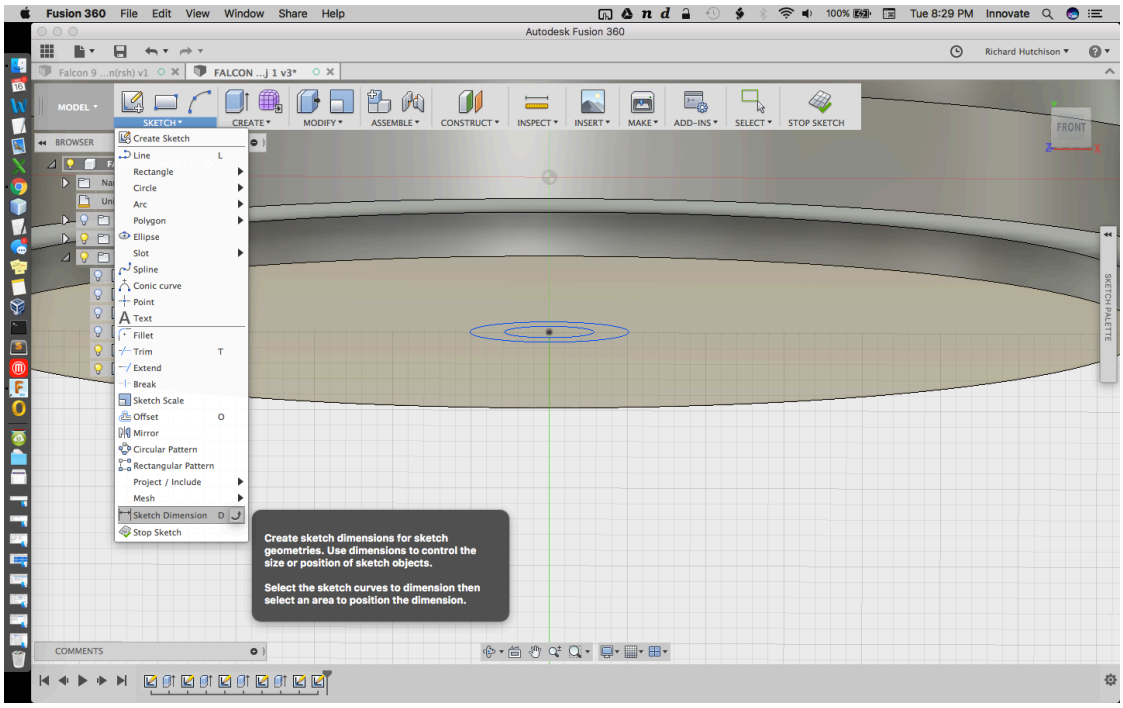
Fusion 360 File Edit View Window Share Help
Tue 8:29 PM Innovate
Autodesk Fusion 360
Richard Hutchison
MODEL
SKETCH
CREATE
MODIFY
ASSEMBLE
CONSTRUCT
INSPECT
INSERT
MAKE
ADD-INS
SELECT
STOP SKETCH
BROWSER
FRONT
Create Sketch
Line L
Rectangle
Circle
Arc
Polygon
Ellipse
Slot
Spline
Conic curve
Point
Text
Fillet
Trim T
Extend
Break
Sketch Scale
Offset O
Mirror
Circular Pattern
Rectangular Pattern
Project / Include
Mesh
Sketch Dimension D
Stop Sketch
Create sketch dimensions for sketch geometries. Use dimensions to control the size or position of sketch objects.
Select the sketch curves to dimension then select an area to position the dimension.
SKETCH PALETTE
COMMENTS

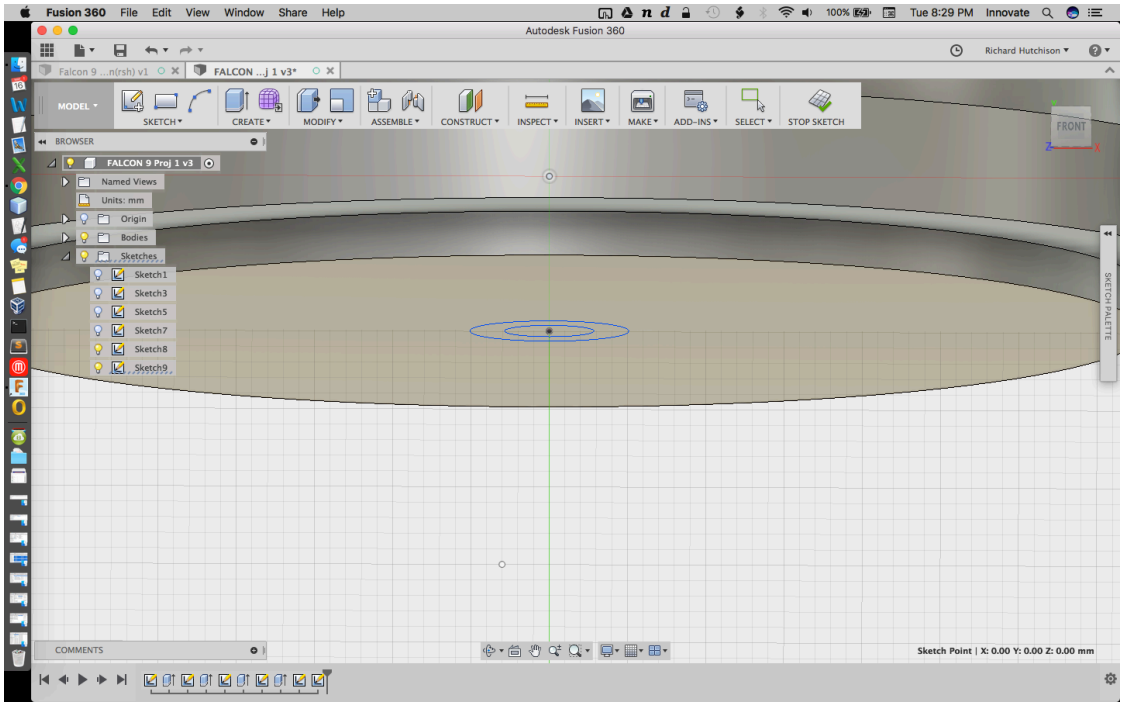
Fusion 360 File Edit View Window Share Help
Tue 8:29 PM Innovate
Autodesk Fusion 360
Richard Hutchison
MODEL
SKETCH
CREATE
MODIFY
ASSEMBLE
CONSTRUCT
INSPECT
INSERT
MAKE
ADD-INS
SELECT
STOP SKETCH
BROWSER
FRONT
FALCON 9 Proj 1 v3
Named Views
Units: mm
Origin
Bodies
Sketches
Sketch1
Sketch3
Sketch5
Sketch7
Sketch8
Sketch9
SKETCH PALETTE
COMMENTS
Sketch Point | X: 0.00 Y: 0.00 Z: 0.00 mm

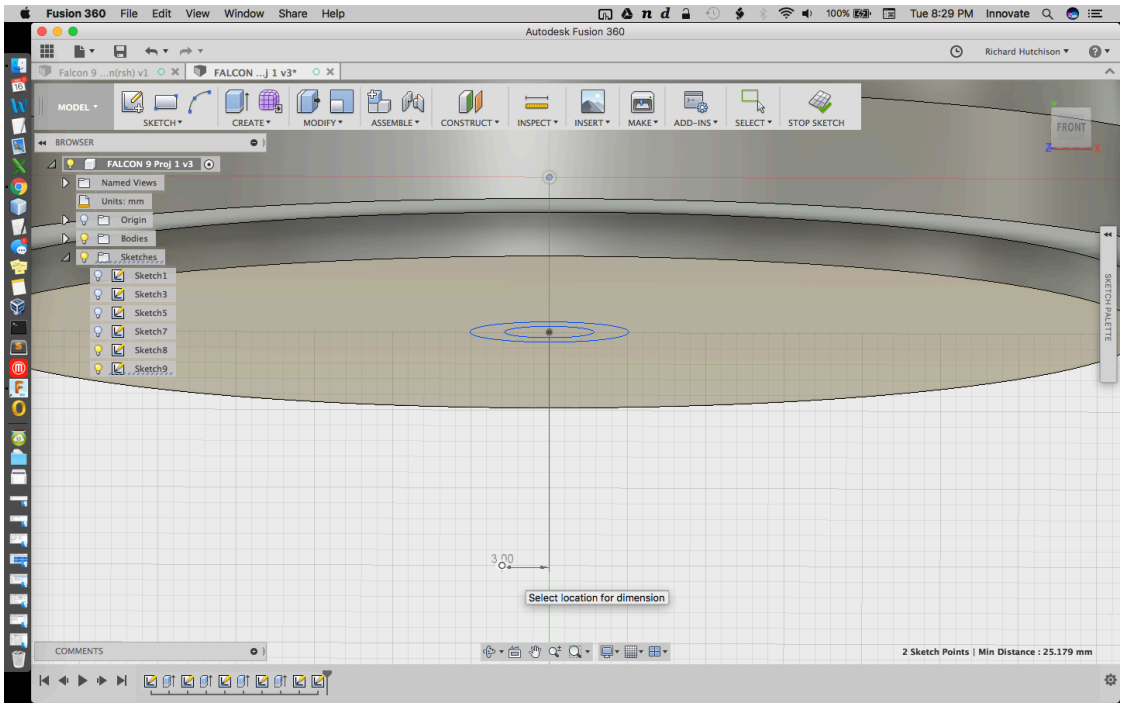
Fusion 360 File Edit View Window Share Help
Tue 8:29 PM Innovate
Autodesk Fusion 360
Richard Hutchison
MODEL
SKETCH
CREATE
MODIFY
ASSEMBLE
CONSTRUCT
INSPECT
INSERT
MAKE
ADD-INS
SELECT
STOP SKETCH
FRONT
BROWSER
FALCON 9 Proj 1 v3
Named Views
Units: mm
Origin
Bodies
Sketches
Sketch1
Sketch3
Sketch5
Sketch7
Sketch8
Sketch9
SKETCH PALETTE
3.00
Select location for dimension
COMMENTS
2 Sketch Points | Min Distance : 25.179 mm

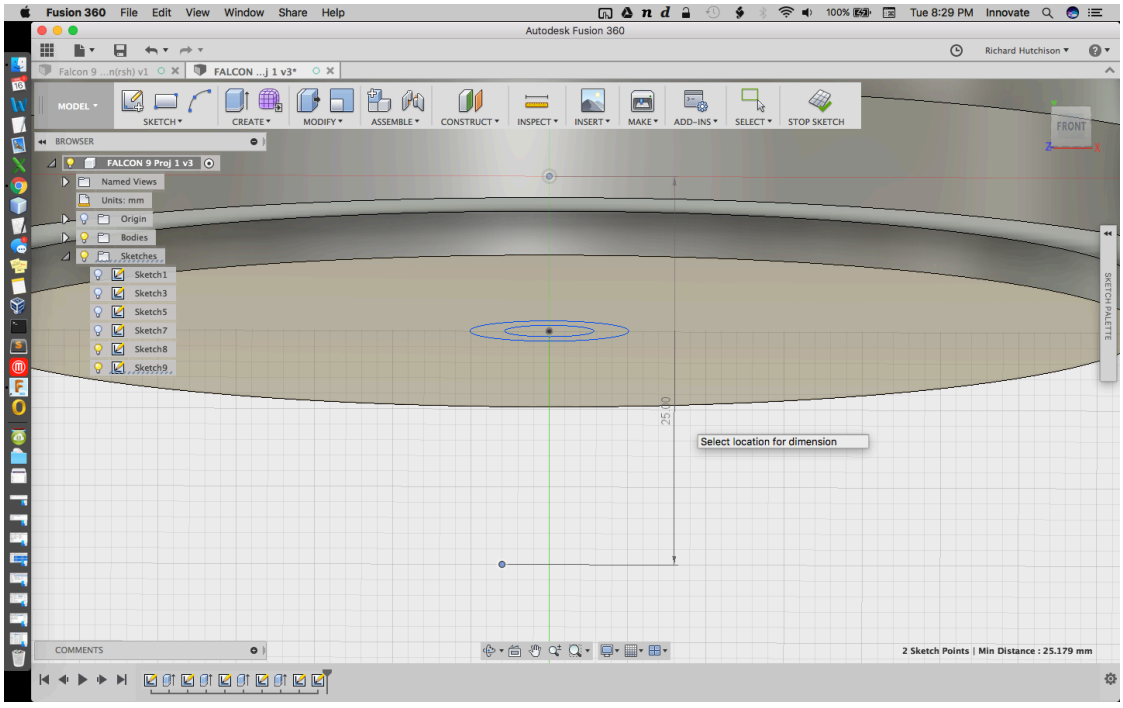
Fusion 360 File Edit View Window Share Help
Tue 8:29 PM Innovate
Autodesk Fusion 360
Richard Hutchison
MODEL
SKETCH
CREATE
MODIFY
ASSEMBLE
CONSTRUCT
INSPECT
INSERT
MAKE
ADD-INS
SELECT
STOP SKETCH
FRONT
BROWSER
FALCON 9 Proj 1 v3
Named Views
Units: mm
Origin
Bodies
Sketches
Sketch1
Sketch3
Sketch5
Sketch7
Sketch8
Sketch9
SKETCH PALETTE
25.00
Select location for dimension
COMMENTS
2 Sketch Points | Min Distance : 25.179 mm

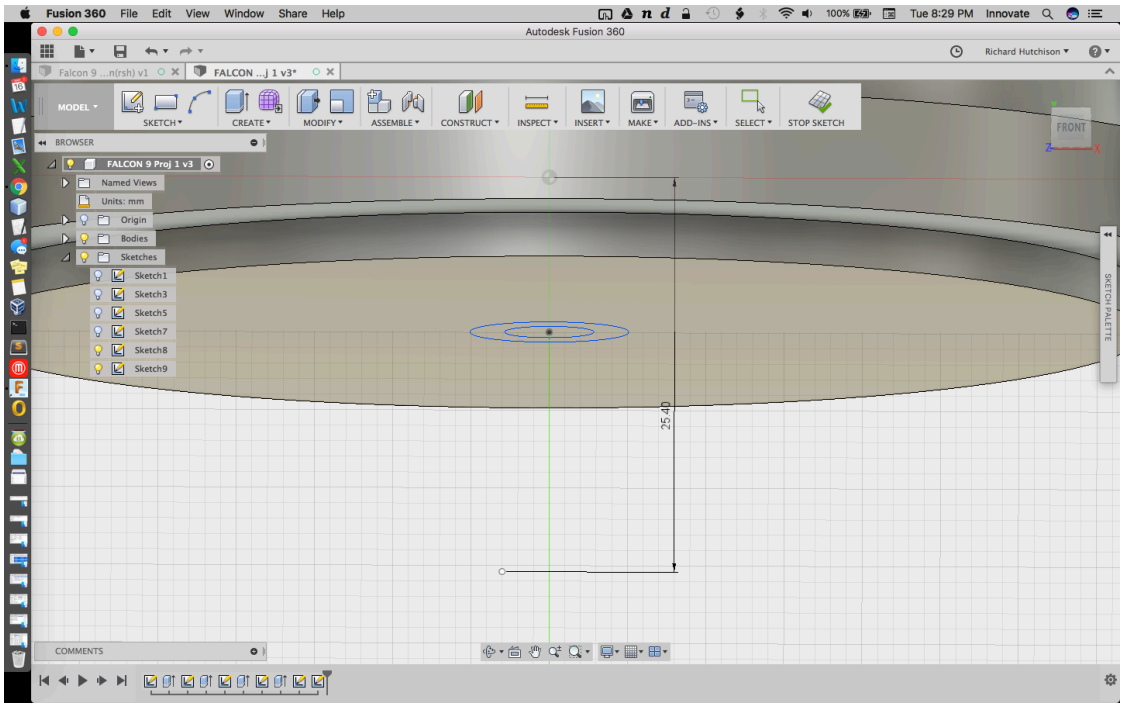
Fusion 360 File Edit View Window Share Help
Tue 8:29 PM Innovate
Autodesk Fusion 360
Richard Hutchison
FALCON ...j 1 v3*
MODEL
SKETCH
CREATE
MODIFY
ASSEMBLE
CONSTRUCT
INSPECT
INSERT
MAKE
ADD-INS
SELECT
STOP SKETCH
FRONT
BROWSER
FALCON 9 Proj 1 v3
Named Views
Units: mm
Origin
Bodies
Sketches
Sketch1
Sketch3
Sketch5
Sketch7
Sketch8
Sketch9
SKETCH PALETTE
25.40
COMMENTS

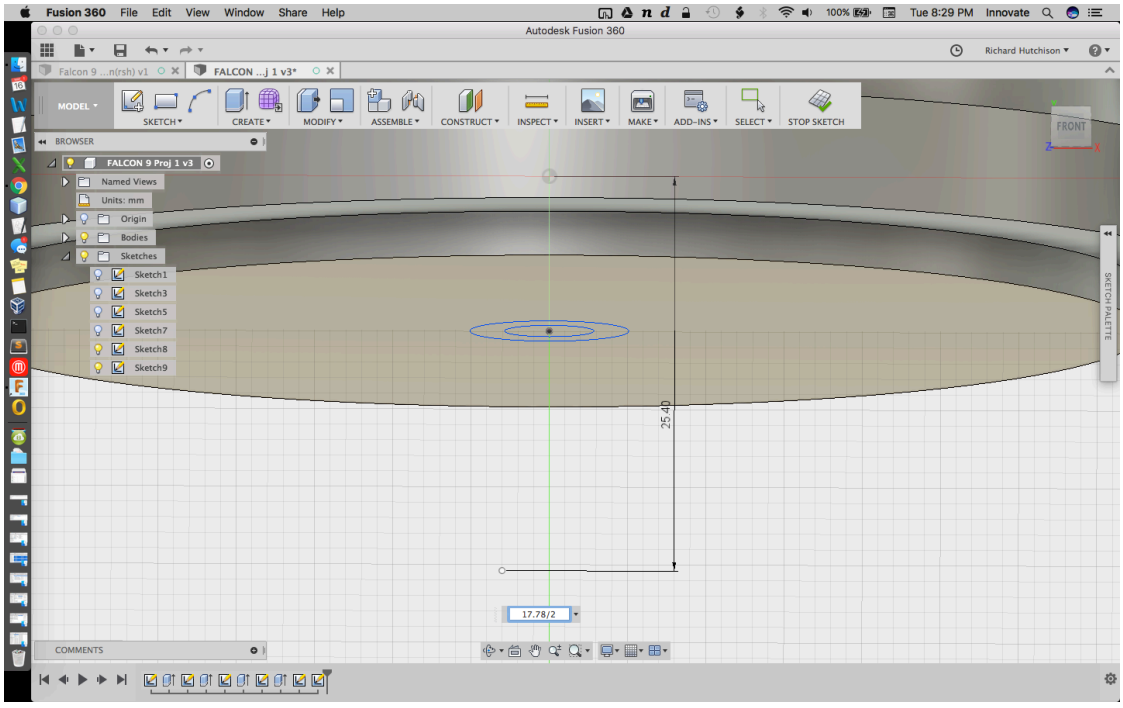
Fusion 360 File Edit View Window Share Help
Tue 8:29 PM Innovate
Autodesk Fusion 360
Richard Hutchison
FALCON ...j 1 v3*
MODEL
SKETCH
CREATE
MODIFY
ASSEMBLE
CONSTRUCT
INSPECT
INSERT
MAKE
ADD-INS
SELECT
STOP SKETCH
FRONT
BROWSER
FALCON 9 Proj 1 v3
Named Views
Units: mm
Origin
Bodies
Sketches
Sketch1
Sketch3
Sketch5
Sketch7
Sketch8
Sketch9
SKETCH PALETTE
25.40
17.78/2
COMMENTS

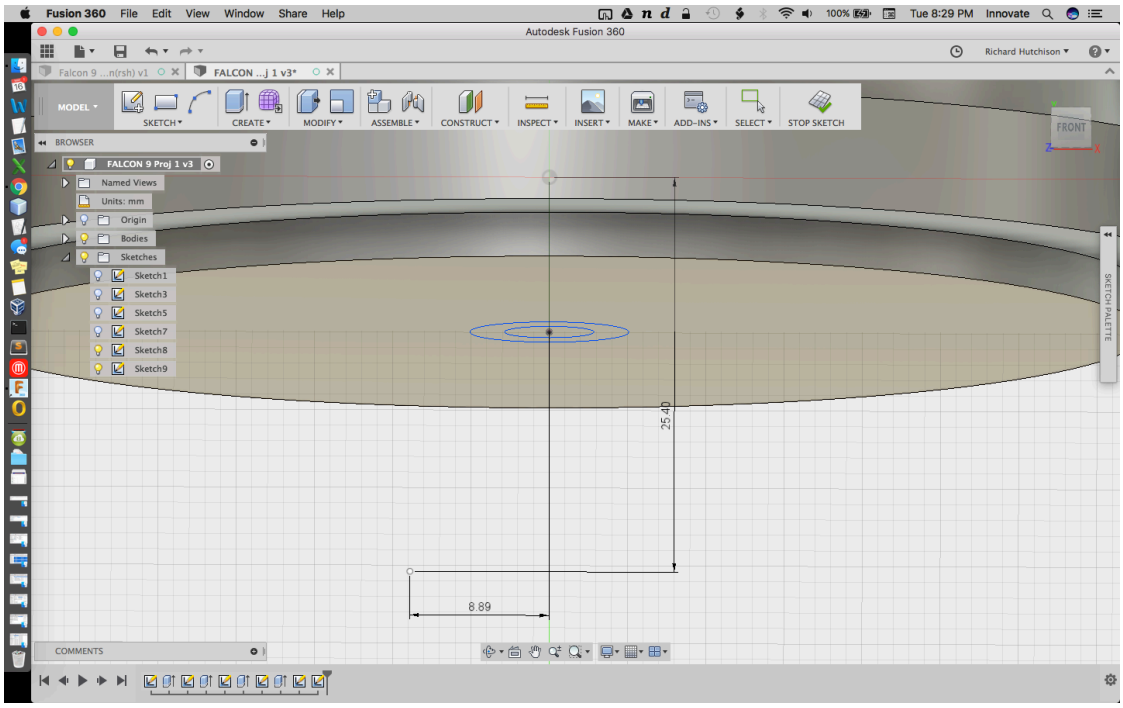
Fusion 360 File Edit View Window Share Help
Tue 8:29 PM Innovate
Autodesk Fusion 360
Richard Hutchison
MODEL
SKETCH
CREATE
MODIFY
ASSEMBLE
CONSTRUCT
INSPECT
INSERT
MAKE
ADD-INS
SELECT
STOP SKETCH
BROWSER
FALCON 9 Proj 1 v3
Named Views
Units: mm
Origin
Bodies
Sketches
Sketch1
Sketch3
Sketch5
Sketch7
Sketch8
Sketch9
FRONT
SKETCH PALETTE
25.40
8.89
COMMENTS

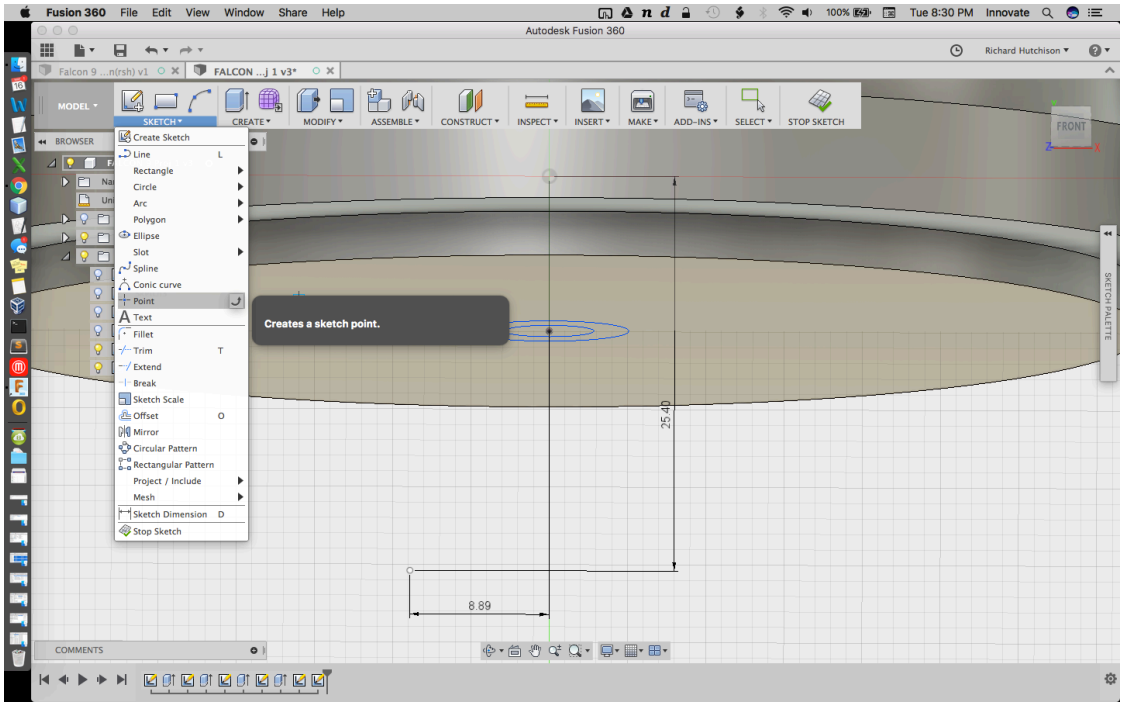
Fusion 360 File Edit View Window Share Help
Tue 8:30 PM Innovate
Autodesk Fusion 360
Richard Hutchison
MODEL
SKETCH
CREATE
MODIFY
ASSEMBLE
CONSTRUCT
INSPECT
INSERT
MAKE
ADD-INS
SELECT
STOP SKETCH
BROWSER
Create Sketch
Line L
Rectangle
Circle
Arc
Polygon
Ellipse
Slot
Spline
Conic curve
Point
Text
Fillet
Trim T
Extend
Break
Sketch Scale
Offset O
Mirror
Circular Pattern
Rectangular Pattern
Project / Include
Mesh
Sketch Dimension D
Stop Sketch
Creates a sketch point.
FRONT
SKETCH PALETTE
25.40
8.89
COMMENTS

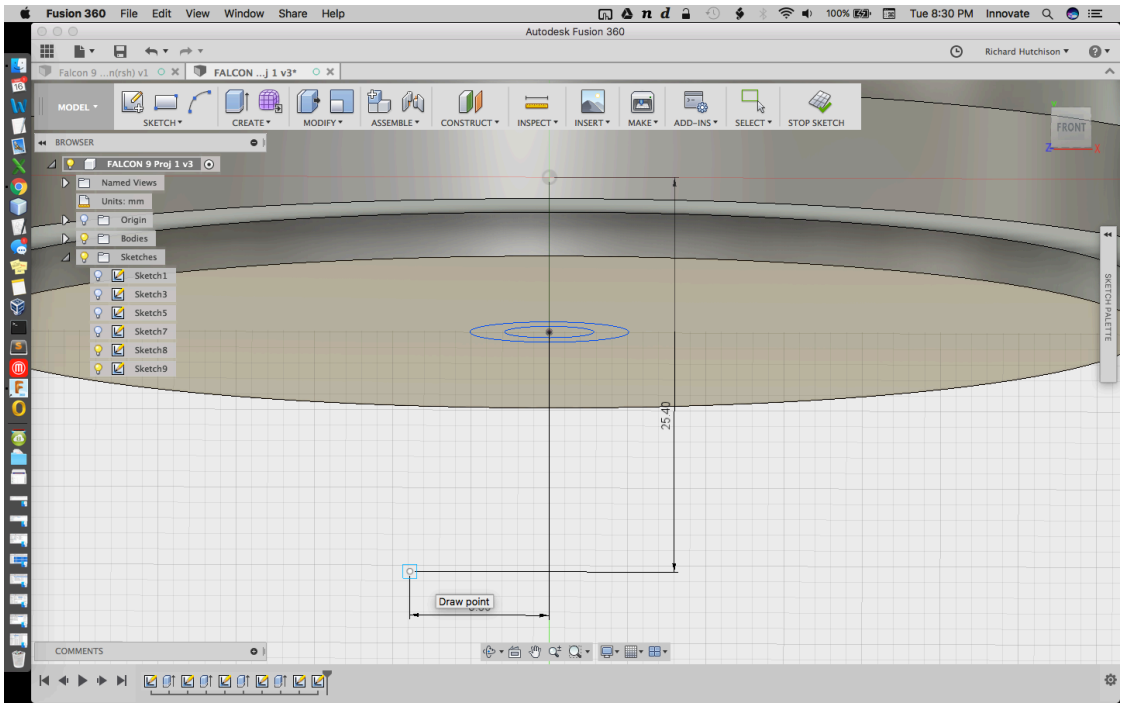
Fusion 360 File Edit View Window Share Help
Tue 8:30 PM Innovate
Autodesk Fusion 360
Richard Hutchison
MODEL
SKETCH
CREATE
MODIFY
ASSEMBLE
CONSTRUCT
INSPECT
INSERT
MAKE
ADD-INS
SELECT
STOP SKETCH
FRONT
BROWSER
FALCON 9 Proj 1 v3
Named Views
Units: mm
Origin
Bodies
Sketches
Sketch1
Sketch3
Sketch5
Sketch7
Sketch8
Sketch9
SKETCH PALETTE
25.40
Draw point
COMMENTS

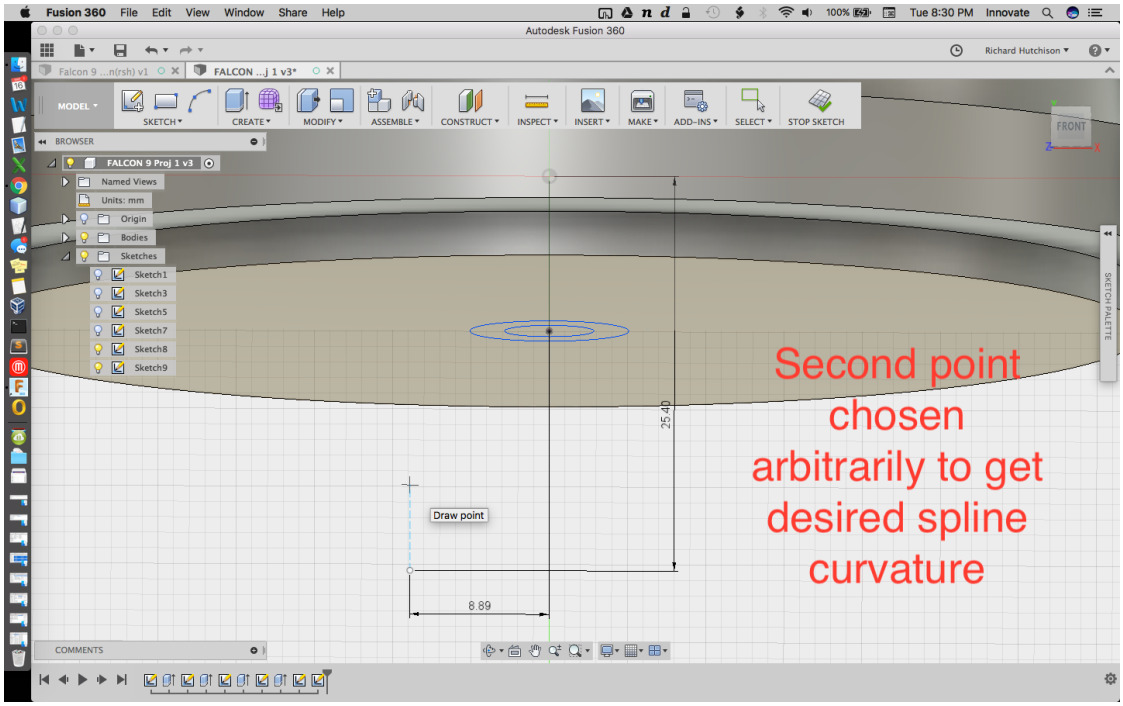
Fusion 360 File Edit View Window Share Help
Tue 8:30 PM Innovate
Autodesk Fusion 360
Richard Hutchison
MODEL
SKETCH
CREATE
MODIFY
ASSEMBLE
CONSTRUCT
INSPECT
INSERT
MAKE
ADD-INS
SELECT
STOP SKETCH
FRONT
BROWSER
FALCON 9 Proj 1 v3
Named Views
Units: mm
Origin
Bodies
Sketches
Sketch1
Sketch3
Sketch5
Sketch7
Sketch8
Sketch9
SKETCH PALETTE
25.40
Draw point
8.89
Second point chosen arbitrarily to get desired spline curvature
COMMENTS

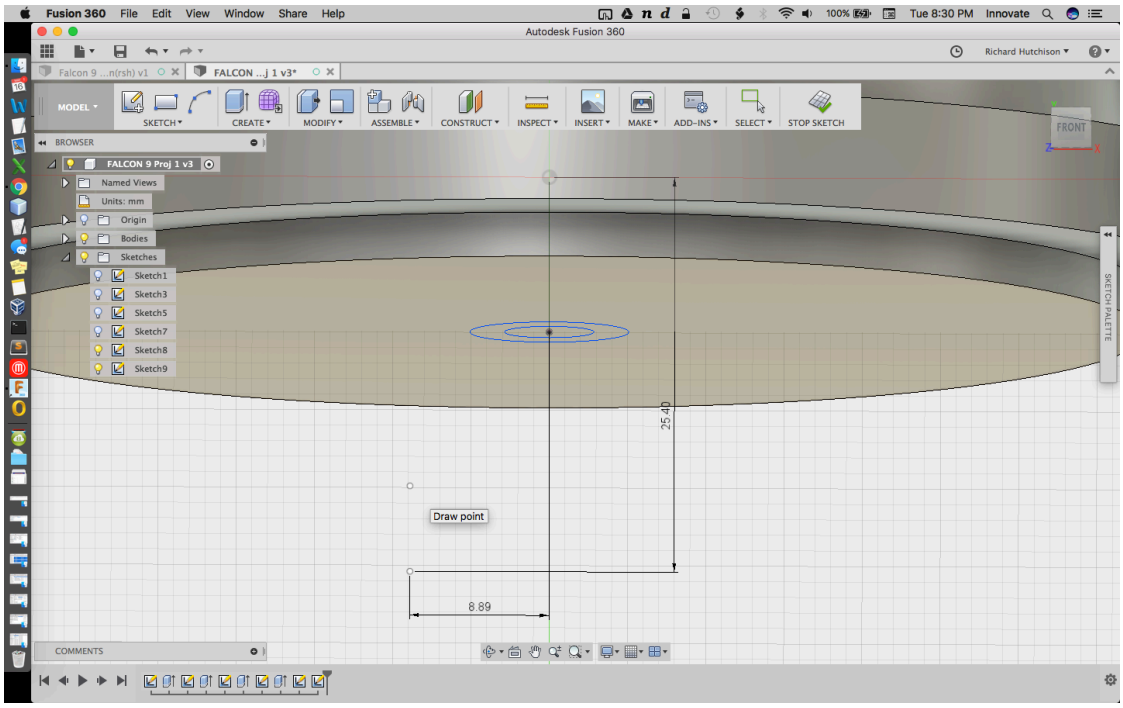
Fusion 360 File Edit View Window Share Help
Tue 8:30 PM Innovate
Autodesk Fusion 360
Richard Hutchison
FALCON ...j 1 v3*
MODEL
SKETCH
CREATE
MODIFY
ASSEMBLE
CONSTRUCT
INSPECT
INSERT
MAKE
ADD-INS
SELECT
STOP SKETCH
BROWSER
FALCON 9 Proj 1 v3
Named Views
Units: mm
Origin
Bodies
Sketches
Sketch1
Sketch3
Sketch5
Sketch7
Sketch8
Sketch9
FRONT
SKETCH PALETTE
25.40
Draw point
8.89
COMMENTS

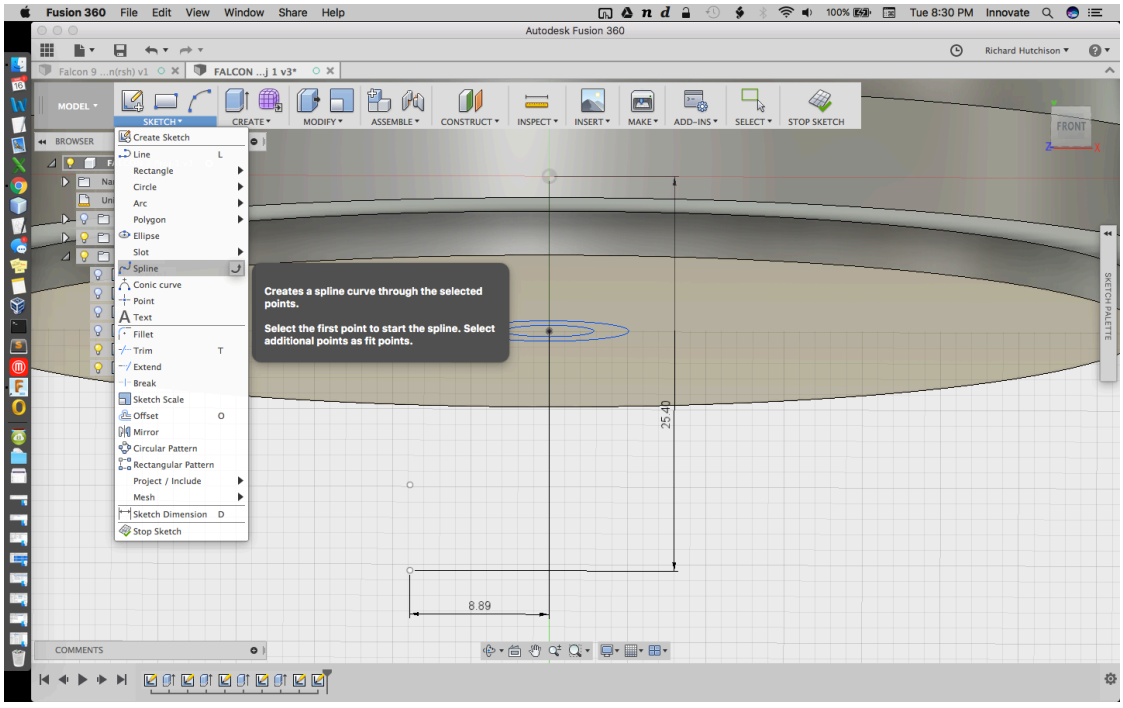
Fusion 360 File Edit View Window Share Help
Tue 8:30 PM Innovate
Autodesk Fusion 360
Richard Hutchison
FALCON ...j 1 v3*
MODEL
SKETCH
CREATE
MODIFY
ASSEMBLE
CONSTRUCT
INSPECT
INSERT
MAKE
ADD-INS
SELECT
STOP SKETCH
BROWSER
Create Sketch
Line L
Rectangle
Circle
Arc
Polygon
Ellipse
Slot
Spline
Conic curve
Point
Text
Fillet
Trim T
Extend
Break
Sketch Scale
Offset O
Mirror
Circular Pattern
Rectangular Pattern
Project / Include
Mesh
Sketch Dimension D
Stop Sketch
Creates a spline curve through the selected points.
Select the first point to start the spline. Select additional points as fit points.
FRONT
SKETCH PALETTE
25.40
8.89
COMMENTS

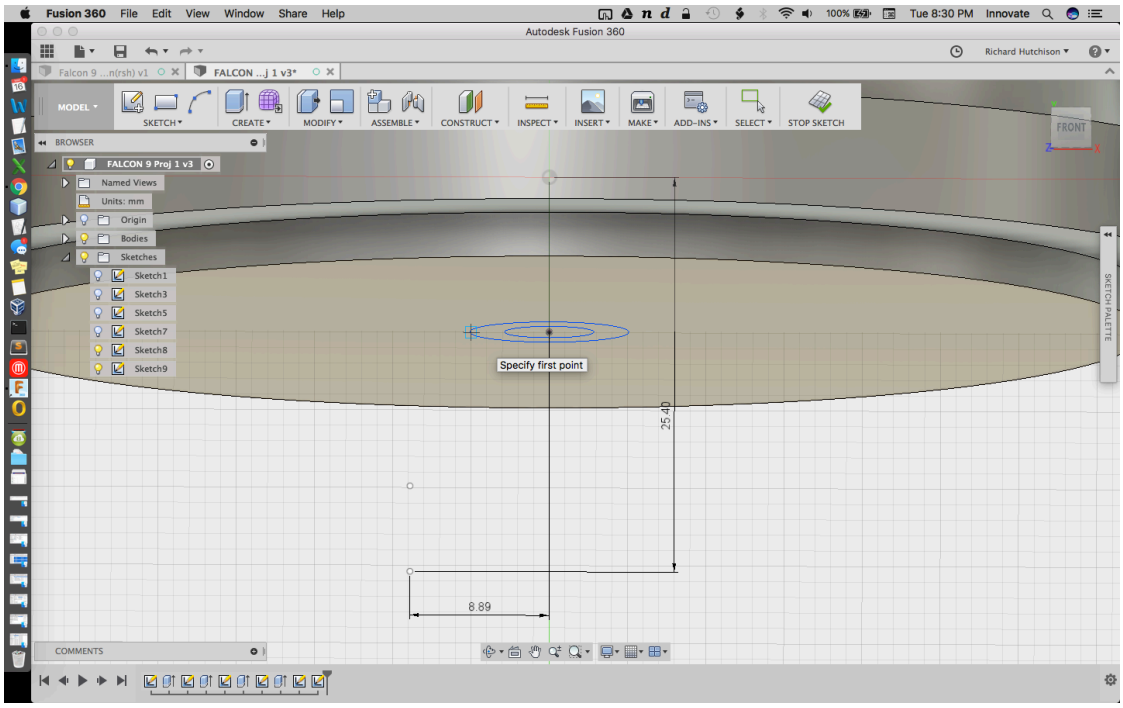
Fusion 360 File Edit View Window Share Help
Tue 8:30 PM Innovate
Autodesk Fusion 360
Richard Hutchison
MODEL
SKETCH
CREATE
MODIFY
ASSEMBLE
CONSTRUCT
INSPECT
INSERT
MAKE
ADD-INS
SELECT
STOP SKETCH
FRONT
BROWSER
FALCON 9 Proj 1 v3
Named Views
Units: mm
Origin
Bodies
Sketches
Sketch1
Sketch3
Sketch5
Sketch7
Sketch8
Sketch9
Specify first point
25.40
8.89
SKETCH PALETTE
COMMENTS

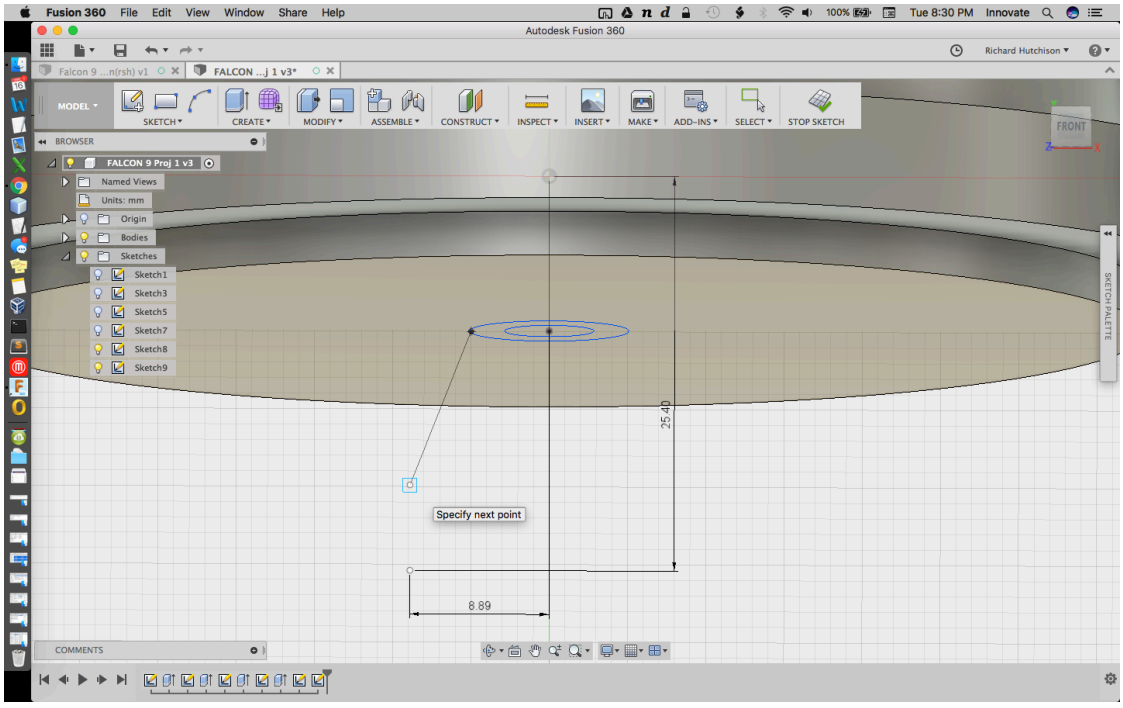
Fusion 360 File Edit View Window Share Help
Tue 8:30 PM Innovate
Autodesk Fusion 360
Richard Hutchison
MODEL
SKETCH
CREATE
MODIFY
ASSEMBLE
CONSTRUCT
INSPECT
INSERT
MAKE
ADD-INS
SELECT
STOP SKETCH
FRONT
BROWSER
FALCON 9 Proj 1 v3
Named Views
Units: mm
Origin
Bodies
Sketches
Sketch1
Sketch3
Sketch5
Sketch7
Sketch8
Sketch9
Specify next point
25.40
8.89
SKETCH PALETTE
COMMENTS

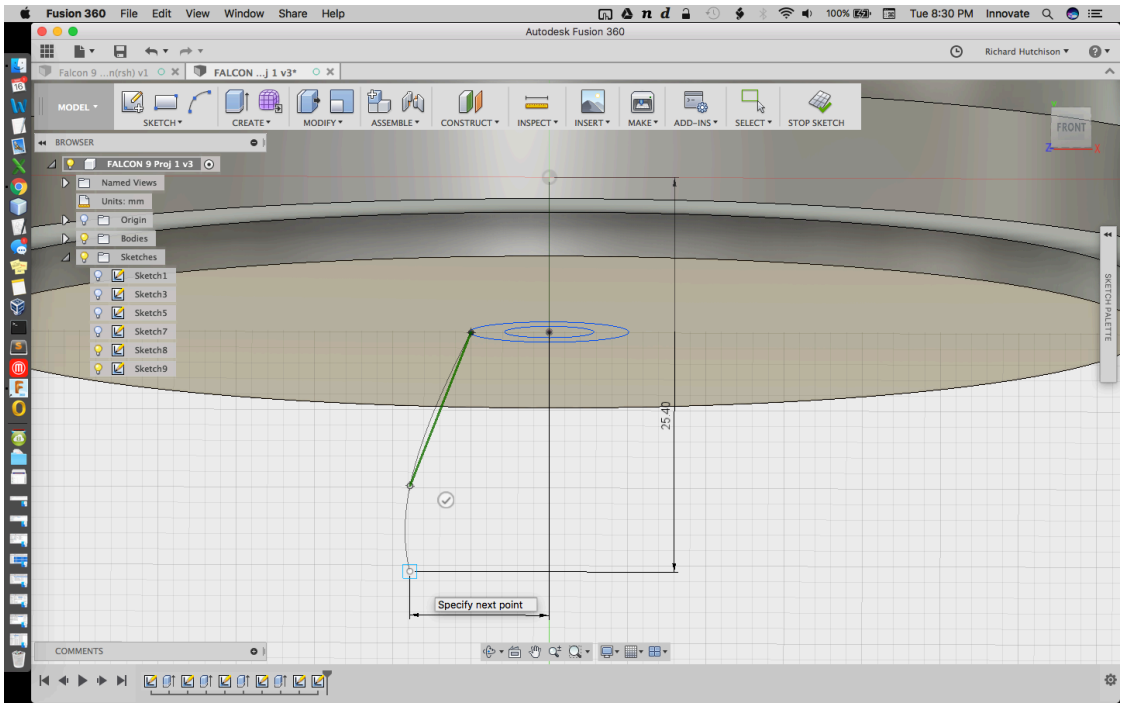
Fusion 360 File Edit View Window Share Help
Tue 8:30 PM Innovate
Autodesk Fusion 360
Richard Hutchison
MODEL
SKETCH
CREATE
MODIFY
ASSEMBLE
CONSTRUCT
INSPECT
INSERT
MAKE
ADD-INS
SELECT
STOP SKETCH
BROWSER
FALCON 9 Proj 1 v3
Named Views
Units: mm
Origin
Bodies
Sketches
Sketch1
Sketch3
Sketch5
Sketch7
Sketch8
Sketch9
FRONT
SKETCH PALETTE
25.40
Specify next point
COMMENTS

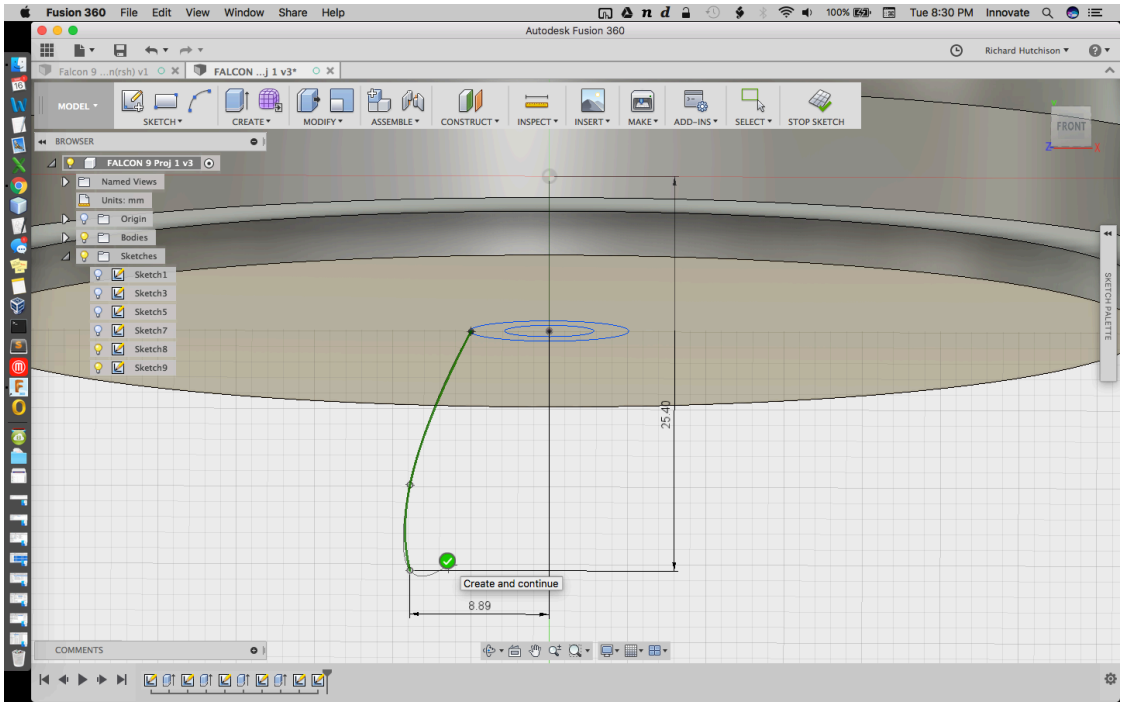
Fusion 360 File Edit View Window Share Help
Tue 8:30 PM Innovate
Autodesk Fusion 360
Richard Hutchison
MODEL
SKETCH
CREATE
MODIFY
ASSEMBLE
CONSTRUCT
INSPECT
INSERT
MAKE
ADD-INS
SELECT
STOP SKETCH
BROWSER
FALCON 9 Proj 1 v3
Named Views
Units: mm
Origin
Bodies
Sketches
Sketch1
Sketch3
Sketch5
Sketch7
Sketch8
Sketch9
FRONT
SKETCH PALETTE
25.40
Create and continue
8.89
COMMENTS

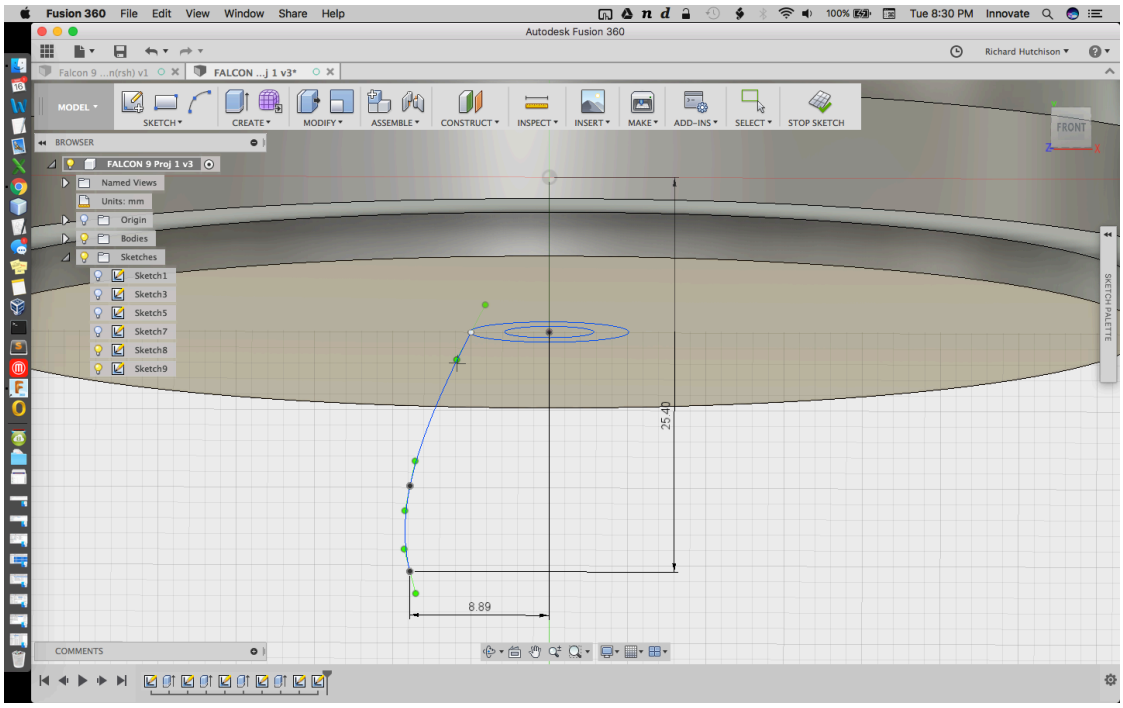
Fusion 360 File Edit View Window Share Help
Tue 8:30 PM Innovate
Autodesk Fusion 360
Richard Hutchison
MODEL
SKETCH
CREATE
MODIFY
ASSEMBLE
CONSTRUCT
INSPECT
INSERT
MAKE
ADD-INS
SELECT
STOP SKETCH
BROWSER
FALCON 9 Proj 1 v3
Named Views
Units: mm
Origin
Bodies
Sketches
Sketch1
Sketch3
Sketch5
Sketch7
Sketch8
Sketch9
FRONT
SKETCH PALETTE
25.40
8.89
COMMENTS

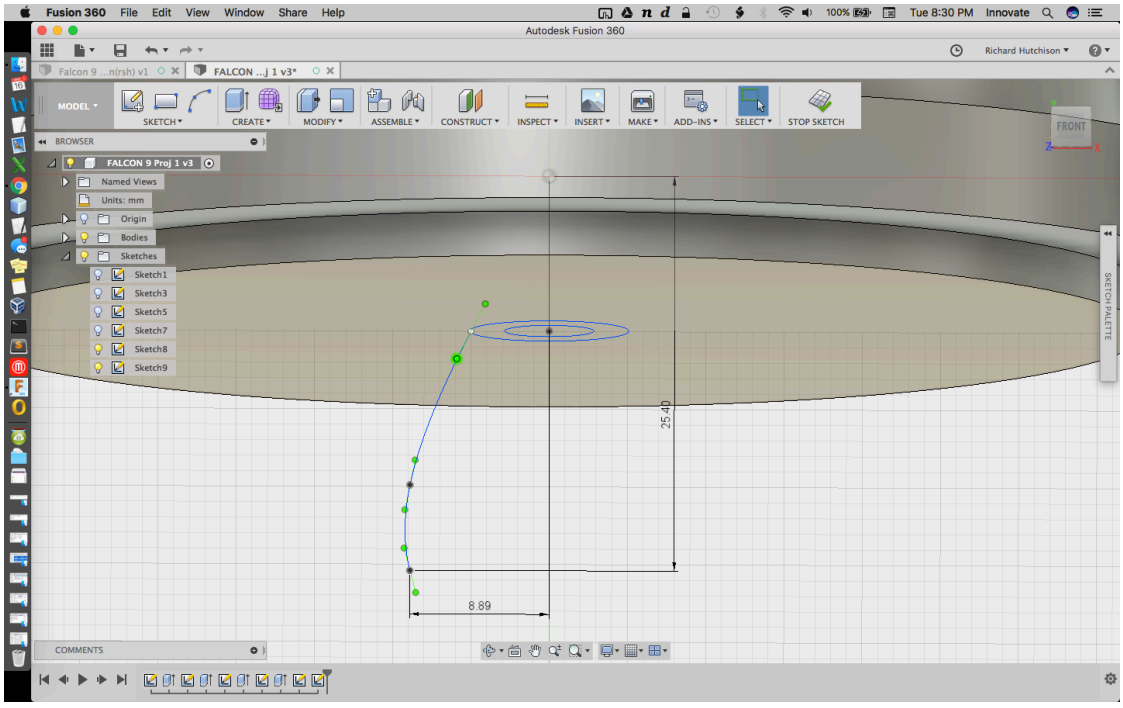
Fusion 360 File Edit View Window Share Help
Tue 8:30 PM Innovate
Autodesk Fusion 360
Richard Hutchison
MODEL
SKETCH
CREATE
MODIFY
ASSEMBLE
CONSTRUCT
INSPECT
INSERT
MAKE
ADD-INS
SELECT
STOP SKETCH
BROWSER
FALCON 9 Proj 1 v3
Named Views
Units: mm
Origin
Bodies
Sketches
Sketch1
Sketch3
Sketch5
Sketch7
Sketch8
Sketch9
FRONT
SKETCH PALETTE
25.40
8.89
COMMENTS

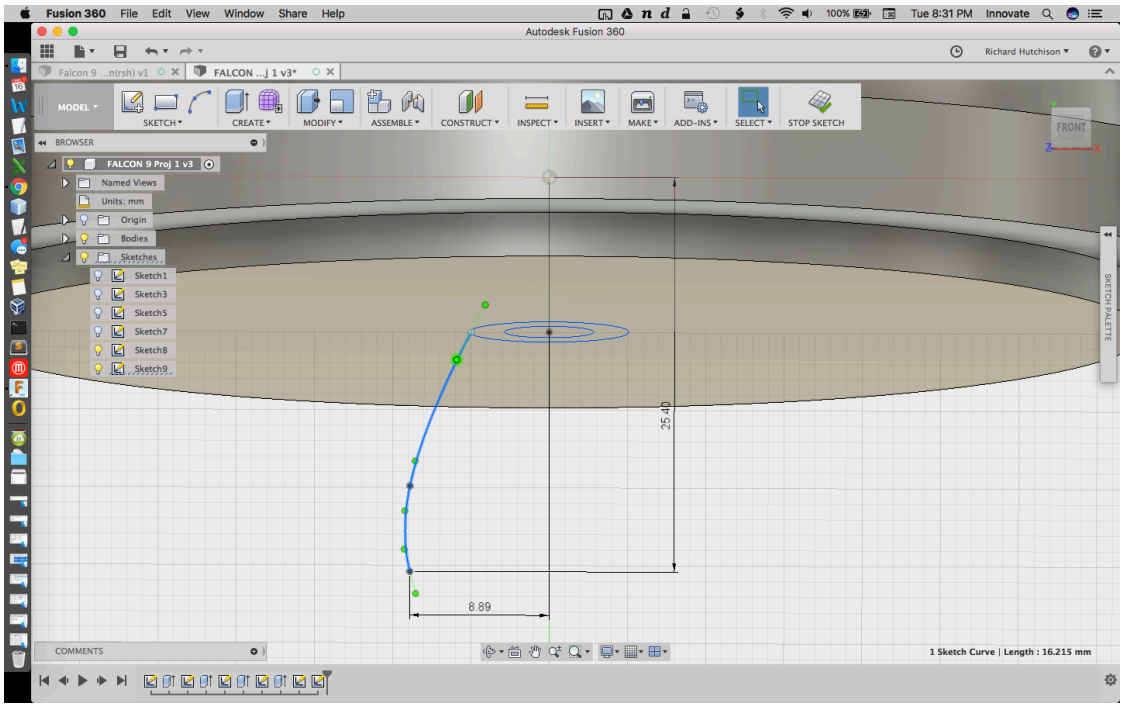
Fusion 360 File Edit View Window Share Help
Tue 8:31 PM Innovate
Autodesk Fusion 360
Richard Hutchison
MODEL
SKETCH
CREATE
MODIFY
ASSEMBLE
CONSTRUCT
INSPECT
INSERT
MAKE
ADD-INS
SELECT
STOP SKETCH
BROWSER
FALCON 9 Proj 1 v3
Named Views
Units: mm
Origin
Bodies
Sketches
Sketch1
Sketch3
Sketch5
Sketch7
Sketch8
Sketch9
FRONT
SKETCH PALETTE
25.40
8.89
COMMENTS
1 Sketch Curve | Length : 16.215 mm

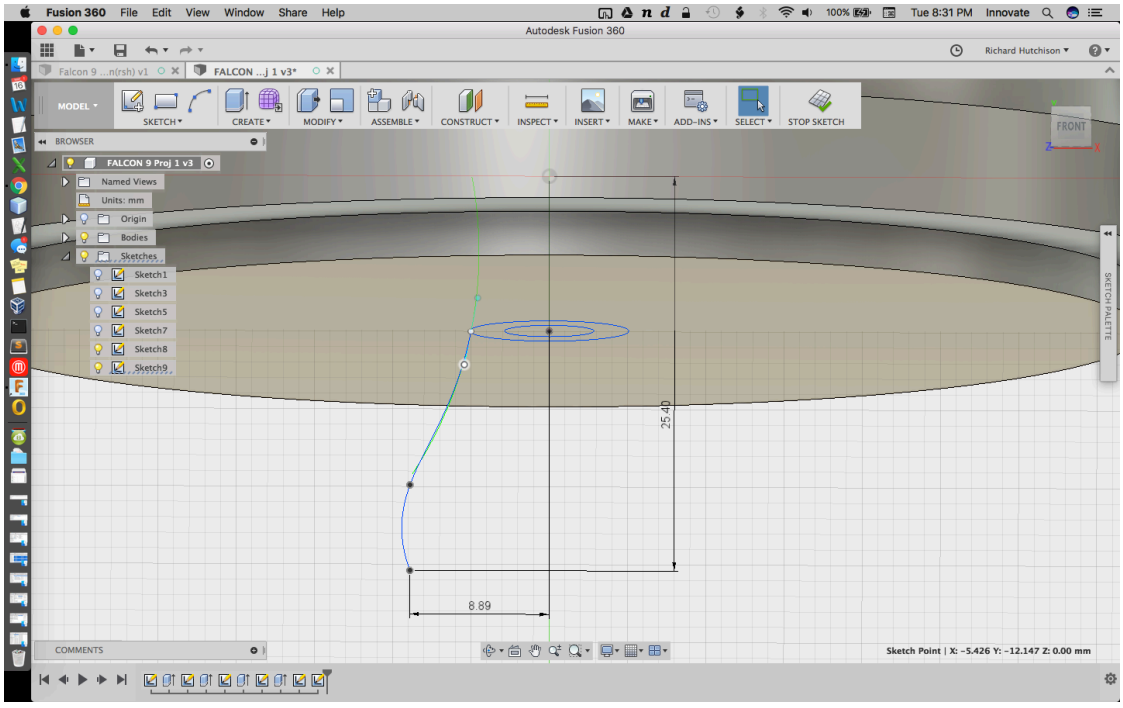
Fusion 360 File Edit View Window Share Help
Tue 8:31 PM Innovate
Autodesk Fusion 360
Richard Hutchison
MODEL
SKETCH
CREATE
MODIFY
ASSEMBLE
CONSTRUCT
INSPECT
INSERT
MAKE
ADD-INS
SELECT
STOP SKETCH
BROWSER
FALCON 9 Proj 1 v3
Named Views
Units: mm
Origin
Bodies
Sketches
Sketch1
Sketch3
Sketch5
Sketch7
Sketch8
Sketch9
FRONT
SKETCH PALETTE
25.40
8.89
COMMENTS
Sketch Point | X: -5.426 Y: -12.147 Z: 0.00 mm

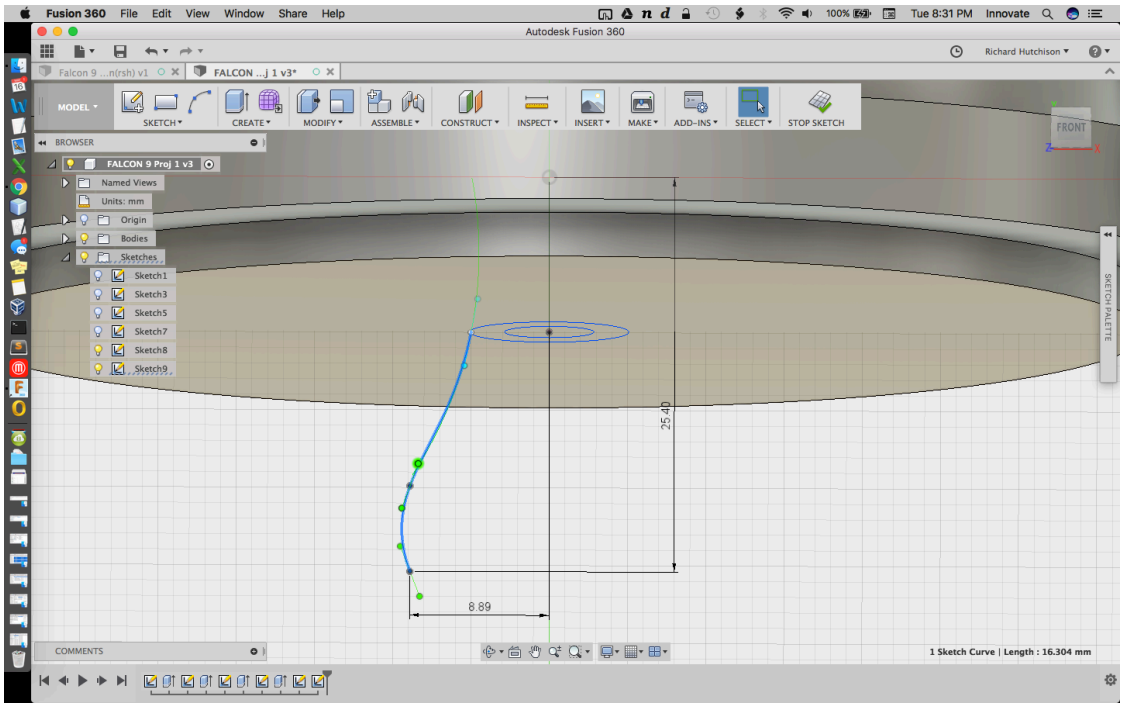
Fusion 360 File Edit View Window Share Help
Tue 8:31 PM Innovate
Autodesk Fusion 360
Richard Hutchison
MODEL
SKETCH
CREATE
MODIFY
ASSEMBLE
CONSTRUCT
INSPECT
INSERT
MAKE
ADD-INS
SELECT
STOP SKETCH
BROWSER
FALCON 9 Proj 1 v3
Named Views
Units: mm
Origin
Bodies
Sketches
Sketch1
Sketch3
Sketch5
Sketch7
Sketch8
Sketch9
FRONT
SKETCH PALETTE
25.40
8.89
COMMENTS
1 Sketch Curve | Length : 16.304 mm

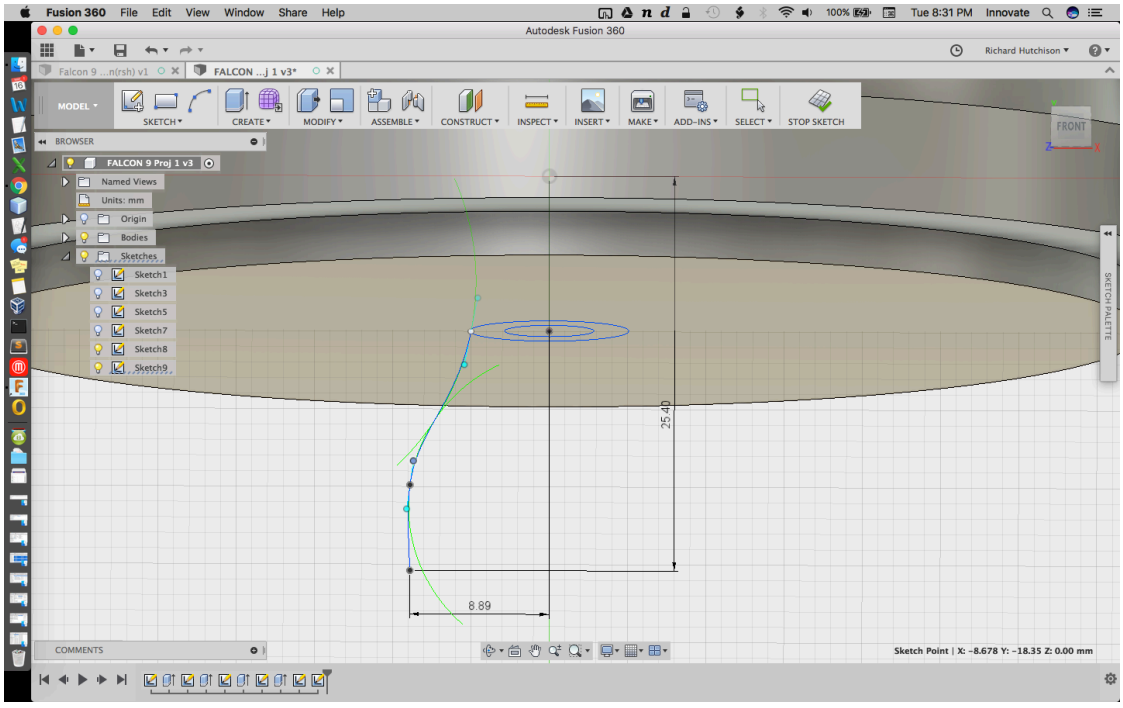
Fusion 360 File Edit View Window Share Help
Tue 8:31 PM Innovate
Autodesk Fusion 360
Richard Hutchison
MODEL
SKETCH
CREATE
MODIFY
ASSEMBLE
CONSTRUCT
INSPECT
INSERT
MAKE
ADD-INS
SELECT
STOP SKETCH
BROWSER
FALCON 9 Proj 1 v3
Named Views
Units: mm
Origin
Bodies
Sketches
Sketch1
Sketch3
Sketch5
Sketch7
Sketch8
Sketch9
FRONT
SKETCH PALETTE
25.40
8.89
COMMENTS
Sketch Point | X: -8.678 Y: -18.35 Z: 0.00 mm

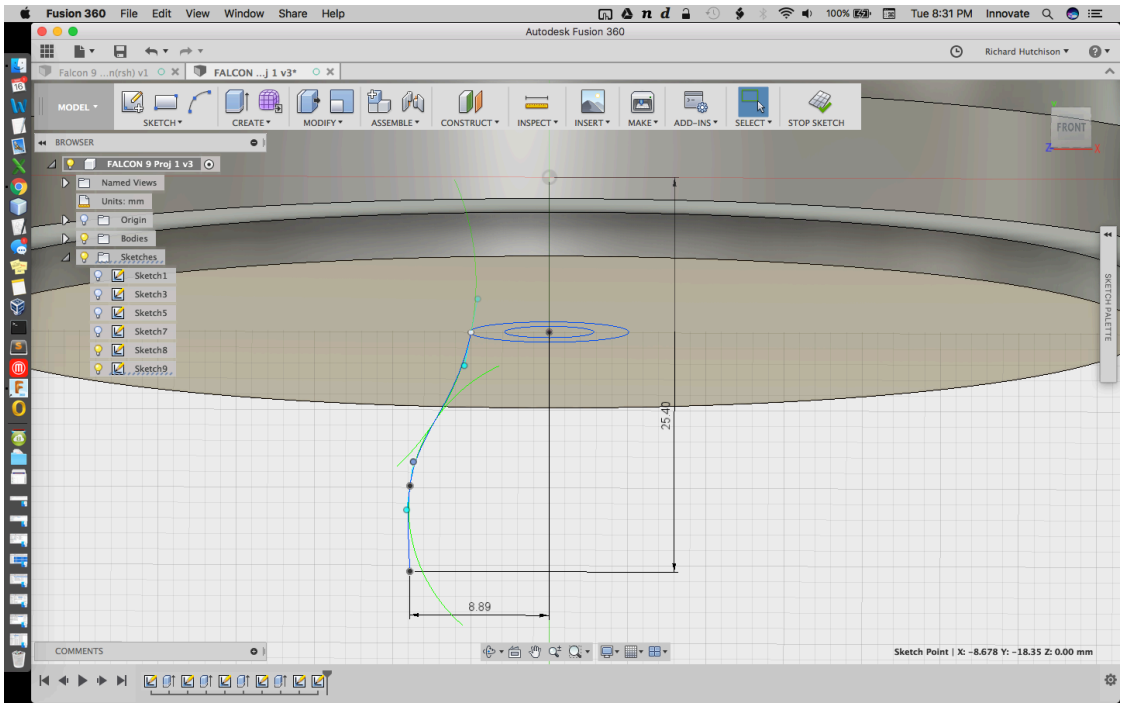
Fusion 360 File Edit View Window Share Help
Tue 8:31 PM Innovate
Autodesk Fusion 360
Richard Hutchison
MODEL
SKETCH
CREATE
MODIFY
ASSEMBLE
CONSTRUCT
INSPECT
INSERT
MAKE
ADD-INS
SELECT
STOP SKETCH
BROWSER
FALCON 9 Proj 1 v3
Named Views
Units: mm
Origin
Bodies
Sketches
Sketch1
Sketch3
Sketch5
Sketch7
Sketch8
Sketch9
FRONT
SKETCH PALETTE
25.40
8.89
COMMENTS
Sketch Point | X: -8.678 Y: -18.35 Z: 0.00 mm

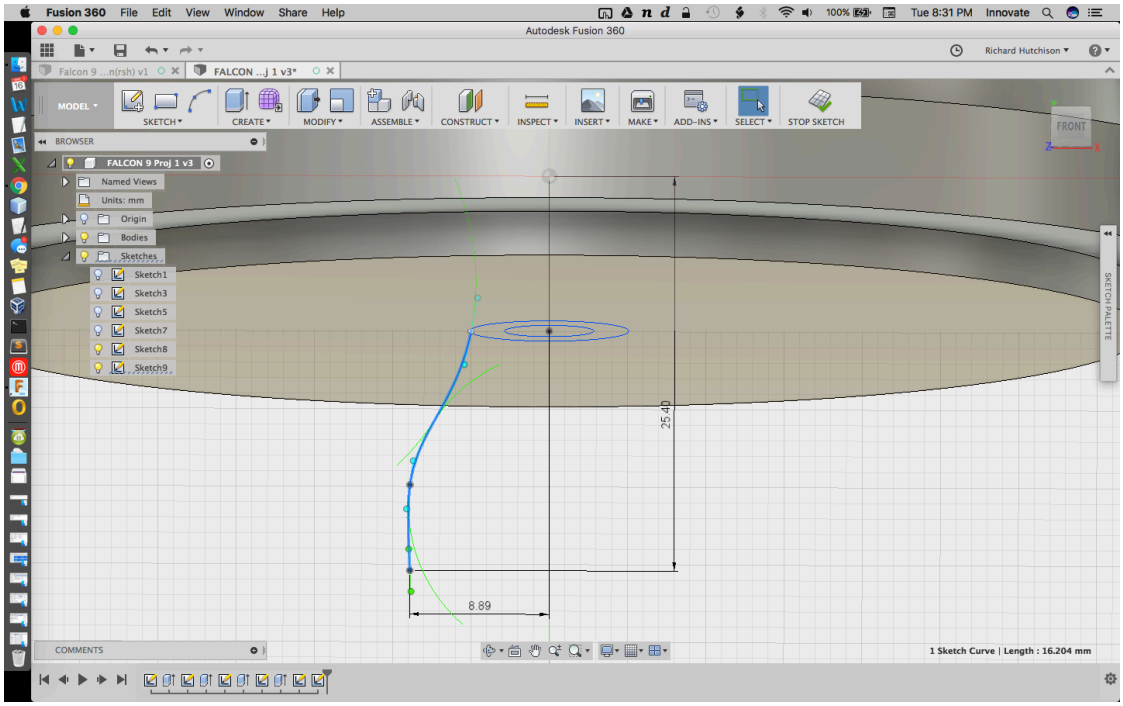
Fusion 360 File Edit View Window Share Help
Tue 8:31 PM Innovate
Autodesk Fusion 360
Richard Hutchison
MODEL
SKETCH
CREATE
MODIFY
ASSEMBLE
CONSTRUCT
INSPECT
INSERT
MAKE
ADD-INS
SELECT
STOP SKETCH
BROWSER
FALCON 9 Proj 1 v3
Named Views
Units: mm
Origin
Bodies
Sketches
Sketch1
Sketch3
Sketch5
Sketch7
Sketch8
Sketch9
FRONT
SKETCH PALETTE
25.40
8.89
COMMENTS
1 Sketch Curve | Length : 16.204 mm

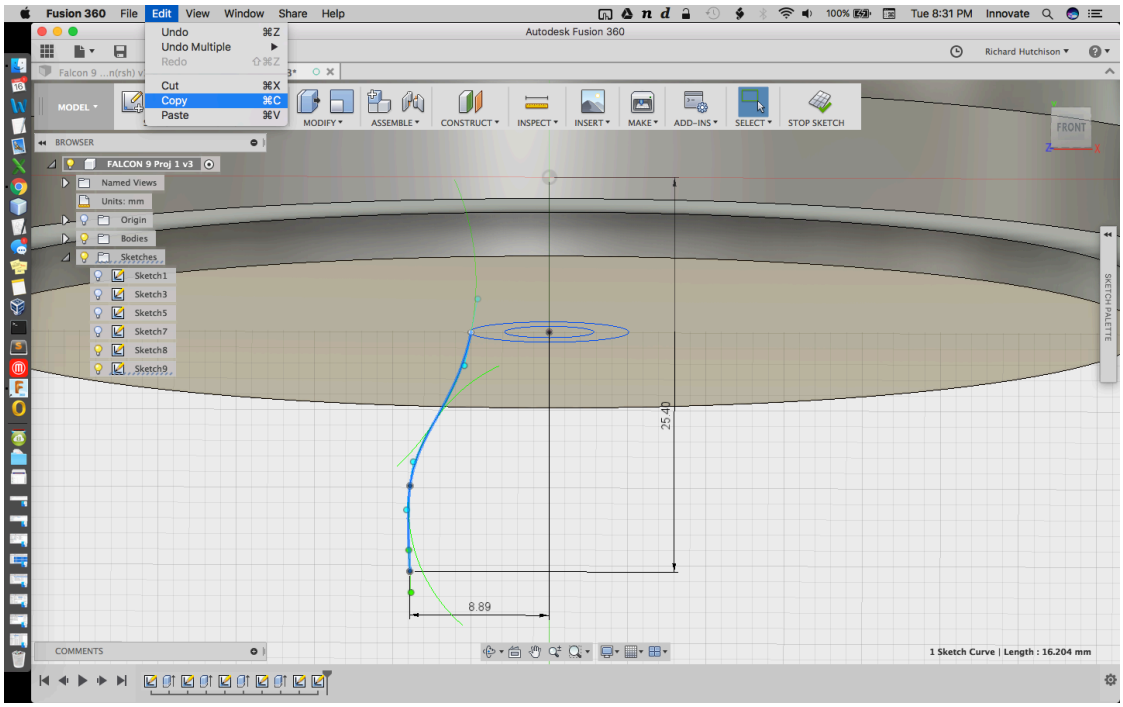
Fusion 360 File Edit View Window Share Help
Undo ⌘Z
Undo Multiple
Redo ⇧⌘Z
Cut ⌘X
Copy ⌘C
Paste ⌘V
Autodesk Fusion 360
Richard Hutchison
MODEL
MODIFY
ASSEMBLE
CONSTRUCT
INSPECT
INSERT
MAKE
ADD-INS
SELECT
STOP SKETCH
BROWSER
FALCON 9 Proj 1 v3
Named Views
Units: mm
Origin
Bodies
Sketches
Sketch1
Sketch3
Sketch5
Sketch7
Sketch8
Sketch9
FRONT
SKETCH PALETTE
25.40
8.89
COMMENTS
1 Sketch Curve | Length : 16.204 mm

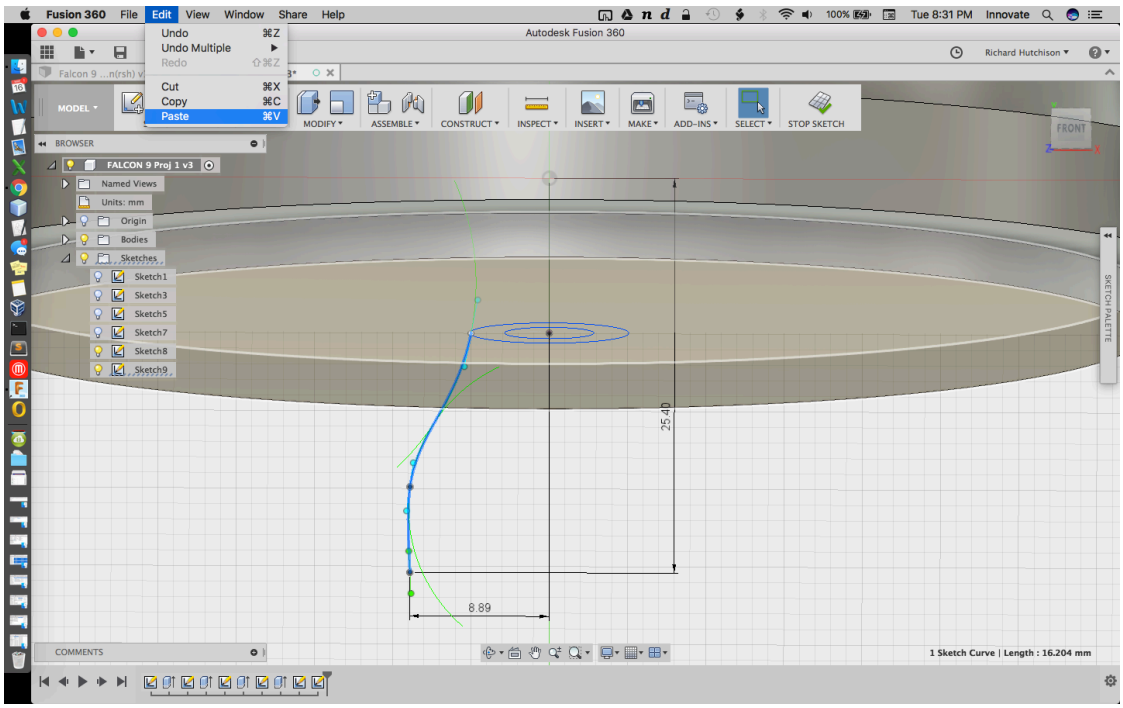
Fusion 360 File Edit View Window Share Help
Undo ⌘Z
Undo Multiple
Redo ⇧⌘Z
Cut ⌘X
Copy ⌘C
Paste ⌘V
Autodesk Fusion 360
Richard Hutchison
MODEL
MODIFY
ASSEMBLE
CONSTRUCT
INSPECT
INSERT
MAKE
ADD-INS
SELECT
STOP SKETCH
BROWSER
FALCON 9 Proj 1 v3
Named Views
Units: mm
Origin
Bodies
Sketches
Sketch1
Sketch3
Sketch5
Sketch7
Sketch8
Sketch9
FRONT
SKETCH PALETTE
25.40
8.89
COMMENTS
1 Sketch Curve | Length : 16.204 mm

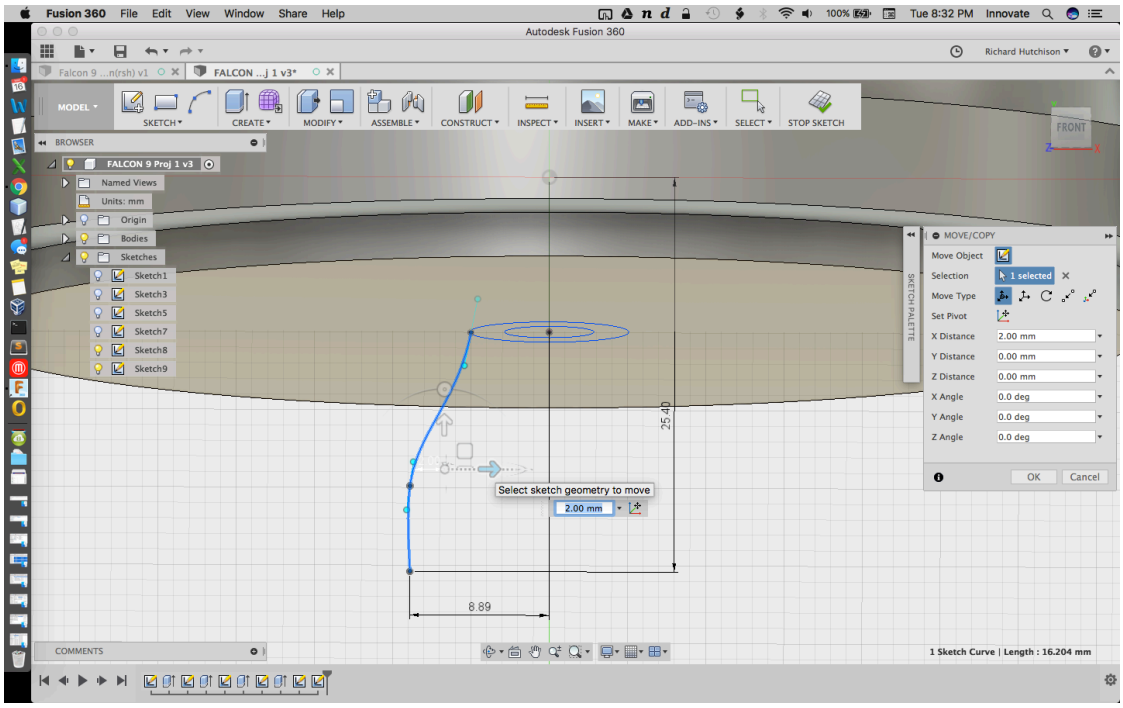
Fusion 360 File Edit View Window Share Help
Tue 8:32 PM Innovate
Autodesk Fusion 360
Richard Hutchison
FALCON ...j 1 v3*
MODEL
SKETCH CREATE MODIFY ASSEMBLE CONSTRUCT INSPECT INSERT MAKE ADD-INS SELECT STOP SKETCH
FRONT
BROWSER
FALCON 9 Proj 1 v3
Named Views
Units: mm
Origin
Bodies
Sketches
Sketch1
Sketch3
Sketch5
Sketch7
Sketch8
Sketch9
MOVE/COPY
Move Object
Selection
1 selected
Move Type
Set Pivot
X Distance 2.00 mm
Y Distance 0.00 mm
Z Distance 0.00 mm
X Angle 0.0 deg
Y Angle 0.0 deg
Z Angle 0.0 deg
OK
Cancel
SKETCH PALETTE
25.40
Select sketch geometry to move
2.00 mm
8.89
COMMENTS
1 Sketch Curve | Length : 16.204 mm

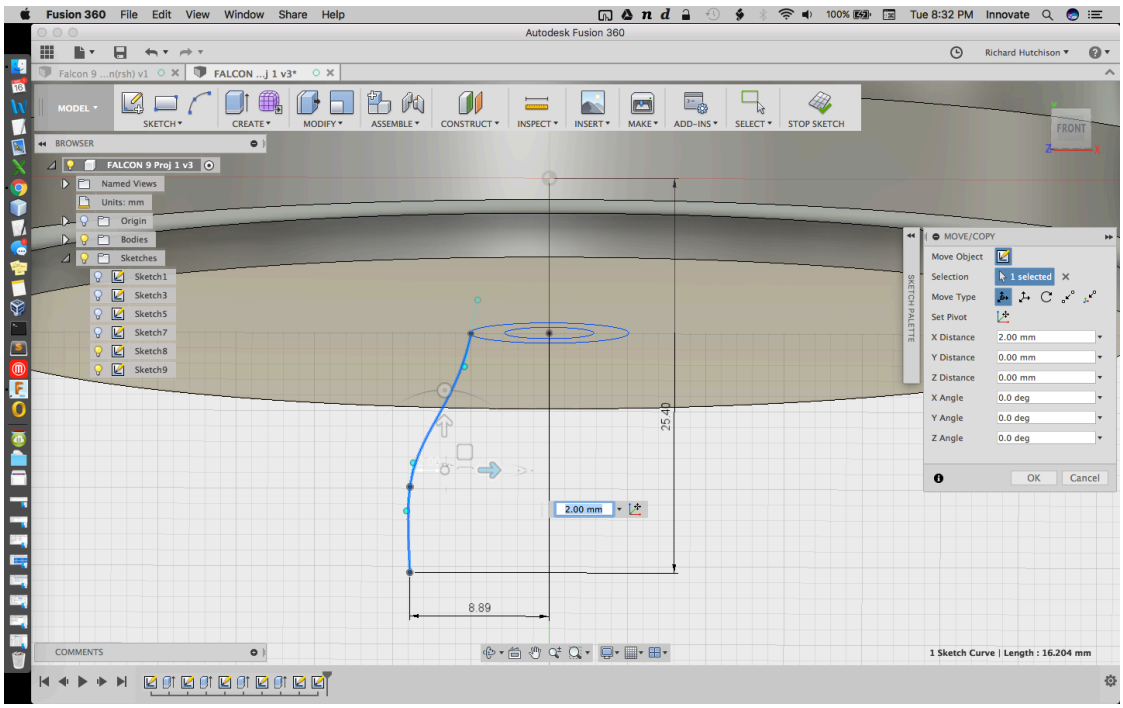
Fusion 360 File Edit View Window Share Help
Tue 8:32 PM Innovate
Autodesk Fusion 360
Richard Hutchison
FALCON ...j 1 v3*
MODEL
SKETCH CREATE MODIFY ASSEMBLE CONSTRUCT INSPECT INSERT MAKE ADD-INS SELECT STOP SKETCH
FRONT
BROWSER
FALCON 9 Proj 1 v3
Named Views
Units: mm
Origin
Bodies
Sketches
Sketch1
Sketch3
Sketch5
Sketch7
Sketch8
Sketch9
MOVE/COPY
Move Object
Selection
1 selected
Move Type
Set Pivot
X Distance 2.00 mm
Y Distance 0.00 mm
Z Distance 0.00 mm
X Angle 0.0 deg
Y Angle 0.0 deg
Z Angle 0.0 deg
OK
Cancel
SKETCH PALETTE
25.40
2.00 mm
8.89
COMMENTS
1 Sketch Curve | Length : 16.204 mm

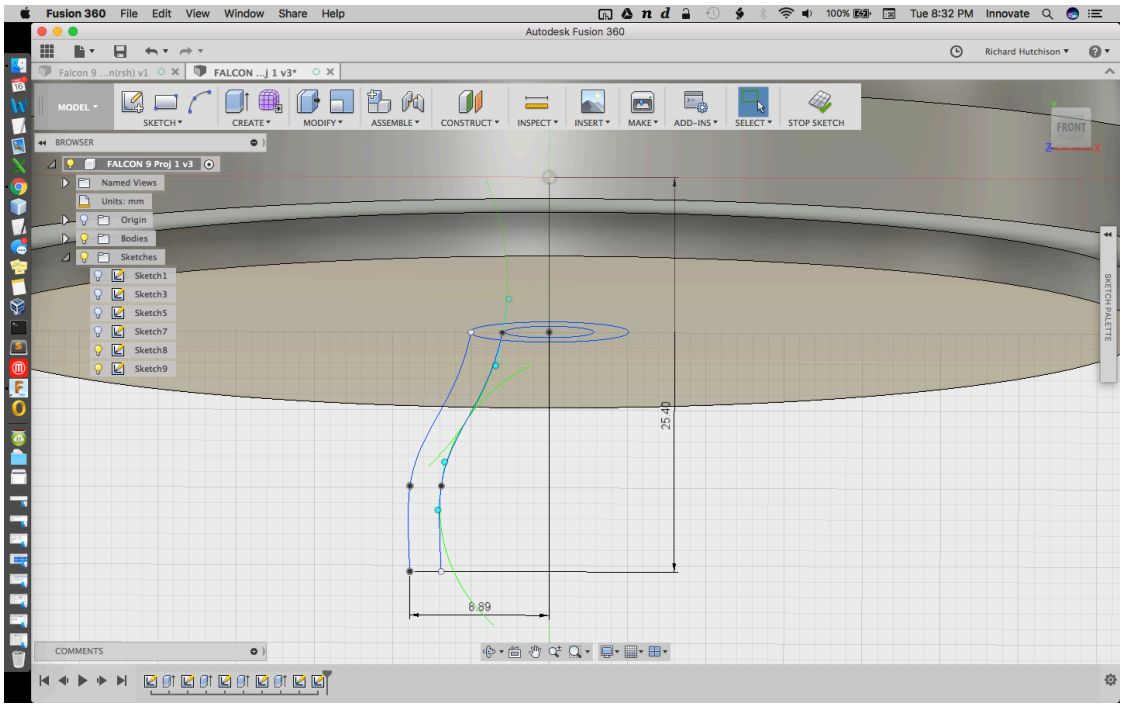
Fusion 360 File Edit View Window Share Help
Tue 8:32 PM Innovate
Autodesk Fusion 360
Richard Hutchison
MODEL
SKETCH
CREATE
MODIFY
ASSEMBLE
CONSTRUCT
INSPECT
INSERT
MAKE
ADD-INS
SELECT
STOP SKETCH
BROWSER
FALCON 9 Proj 1 v3
Named Views
Units: mm
Origin
Bodies
Sketches
Sketch1
Sketch3
Sketch5
Sketch7
Sketch8
Sketch9
FRONT
SKETCH PALETTE
25.40
8.89
COMMENTS

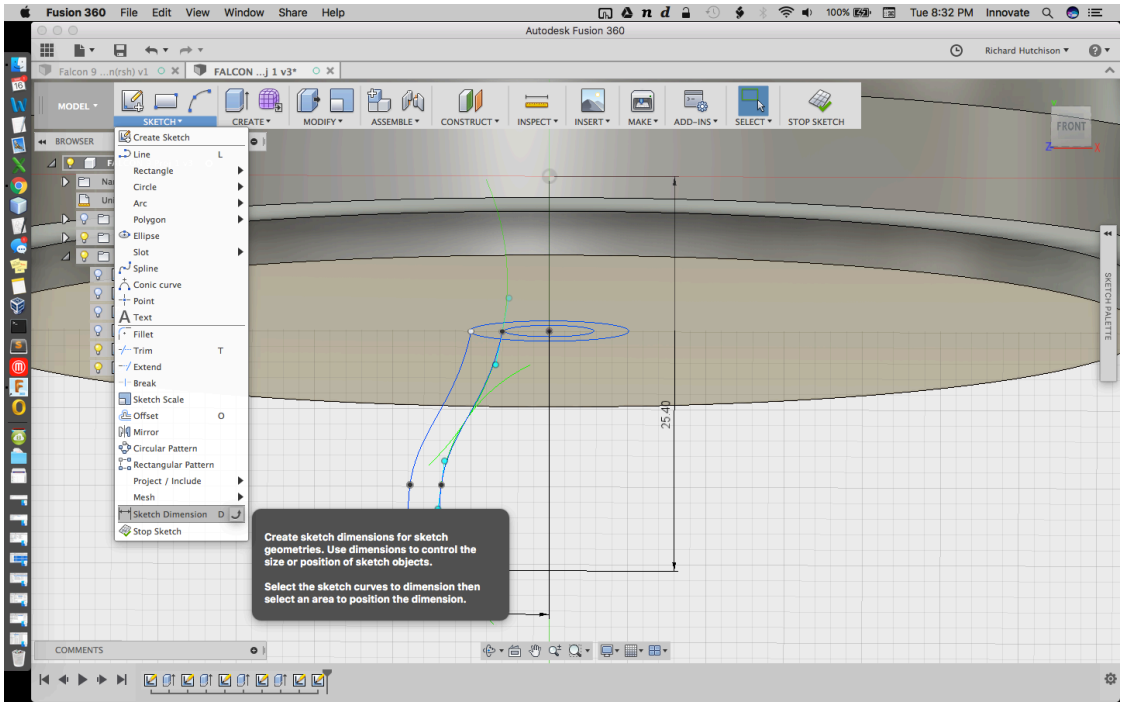
Fusion 360 File Edit View Window Share Help
Tue 8:32 PM Innovate
Autodesk Fusion 360
Richard Hutchison
MODEL
SKETCH
CREATE
MODIFY
ASSEMBLE
CONSTRUCT
INSPECT
INSERT
MAKE
ADD-INS
SELECT
STOP SKETCH
BROWSER
FRONT
SKETCH PALETTE
Create Sketch
Line L
Rectangle
Circle
Arc
Polygon
Ellipse
Slot
Spline
Conic curve
Point
Text
Fillet
Trim T
Extend
Break
Sketch Scale
Offset O
Mirror
Circular Pattern
Rectangular Pattern
Project / Include
Mesh
Sketch Dimension D
Stop Sketch
Create sketch dimensions for sketch geometries. Use dimensions to control the size or position of sketch objects.
Select the sketch curves to dimension then select an area to position the dimension.
25.40
COMMENTS

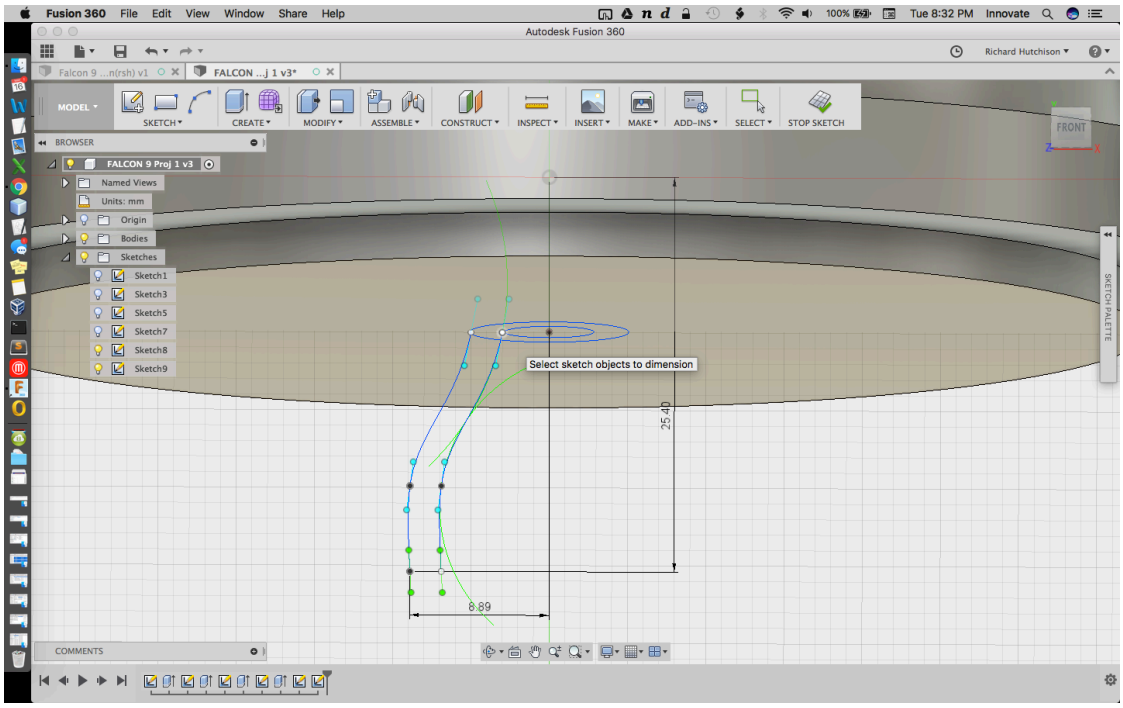
Fusion 360 File Edit View Window Share Help
Tue 8:32 PM Innovate
Autodesk Fusion 360
Richard Hutchison
MODEL
SKETCH
CREATE
MODIFY
ASSEMBLE
CONSTRUCT
INSPECT
INSERT
MAKE
ADD-INS
SELECT
STOP SKETCH
BROWSER
FALCON 9 Proj 1 v3
Named Views
Units: mm
Origin
Bodies
Sketches
Sketch1
Sketch3
Sketch5
Sketch7
Sketch8
Sketch9
FRONT
SKETCH PALETTE
Select sketch objects to dimension
25.40
8.89
COMMENTS

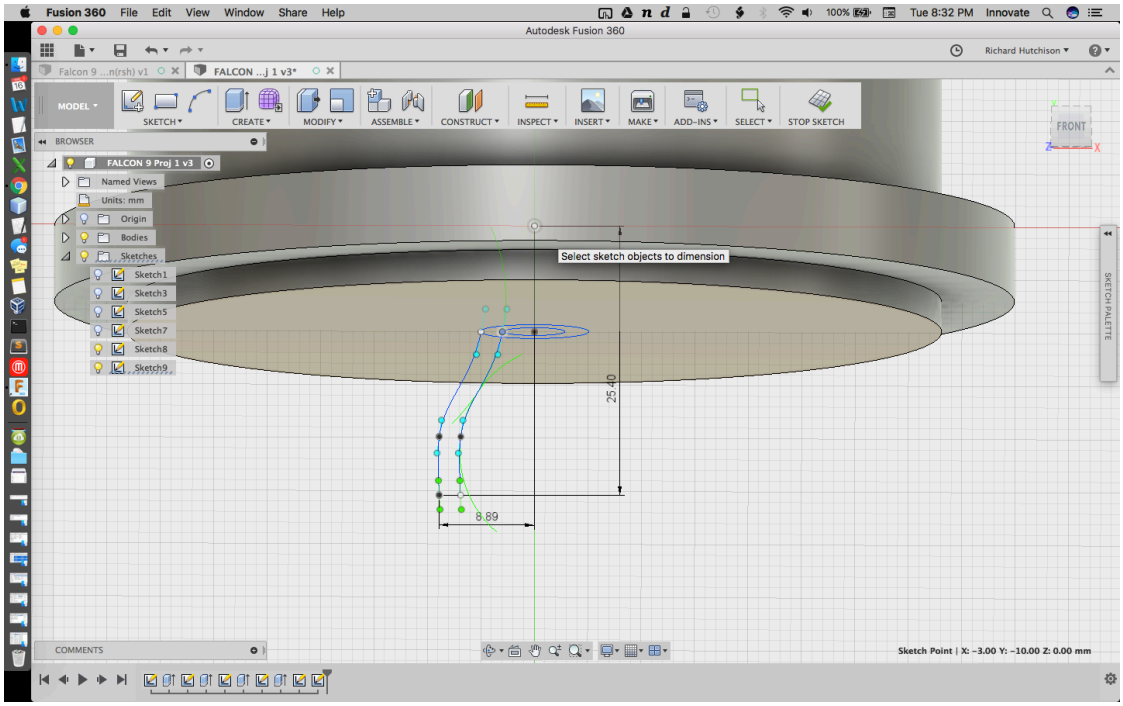
Fusion 360 File Edit View Window Share Help
Tue 8:32 PM Innovate
Autodesk Fusion 360
Richard Hutchison
MODEL
SKETCH
CREATE
MODIFY
ASSEMBLE
CONSTRUCT
INSPECT
INSERT
MAKE
ADD-INS
SELECT
STOP SKETCH
BROWSER
FALCON 9 Proj 1 v3
Named Views
Units: mm
Origin
Bodies
Sketches
Sketch1
Sketch3
Sketch5
Sketch7
Sketch8
Sketch9
FRONT
SKETCH PALETTE
Select sketch objects to dimension
25.40
8.89
COMMENTS
Sketch Point | X: -3.00 Y: -10.00 Z: 0.00 mm

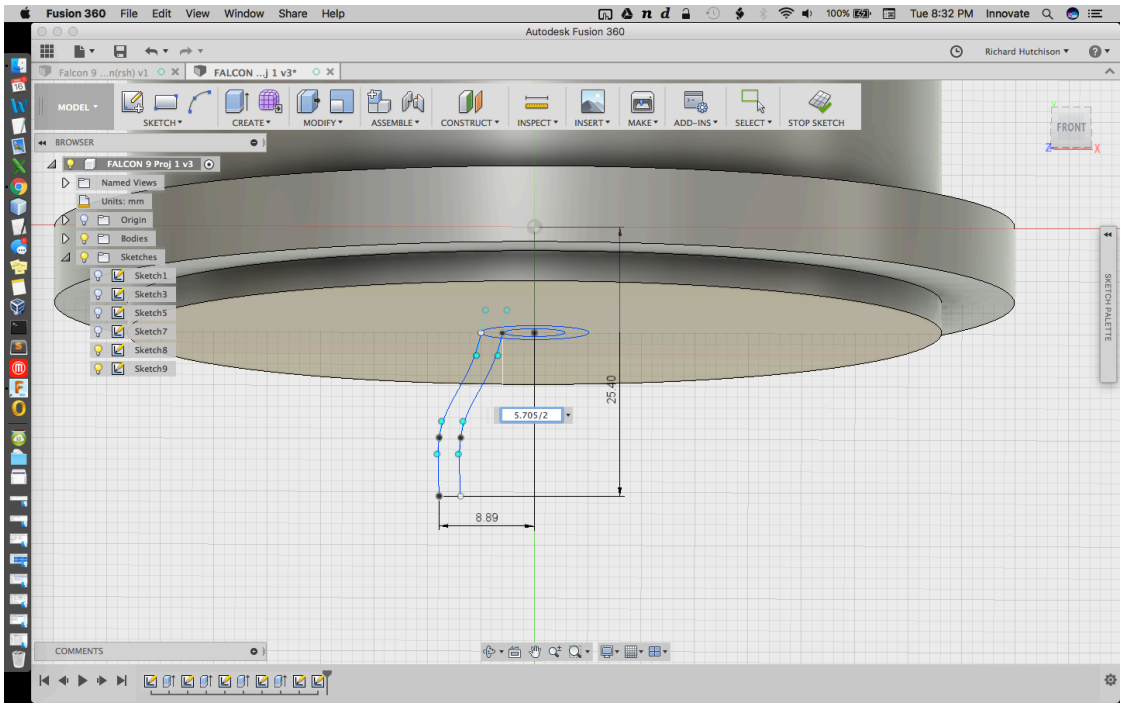
Fusion 360 File Edit View Window Share Help
Tue 8:32 PM Innovate
Autodesk Fusion 360
Richard Hutchison
FALCON ...j 1 v3*
MODEL
SKETCH
CREATE
MODIFY
ASSEMBLE
CONSTRUCT
INSPECT
INSERT
MAKE
ADD-INS
SELECT
STOP SKETCH
BROWSER
FALCON 9 Proj 1 v3
Named Views
Units: mm
Origin
Bodies
Sketches
Sketch1
Sketch3
Sketch5
Sketch7
Sketch8
Sketch9
FRONT
SKETCH PALETTE
5.705/2
25.40
8.89
COMMENTS

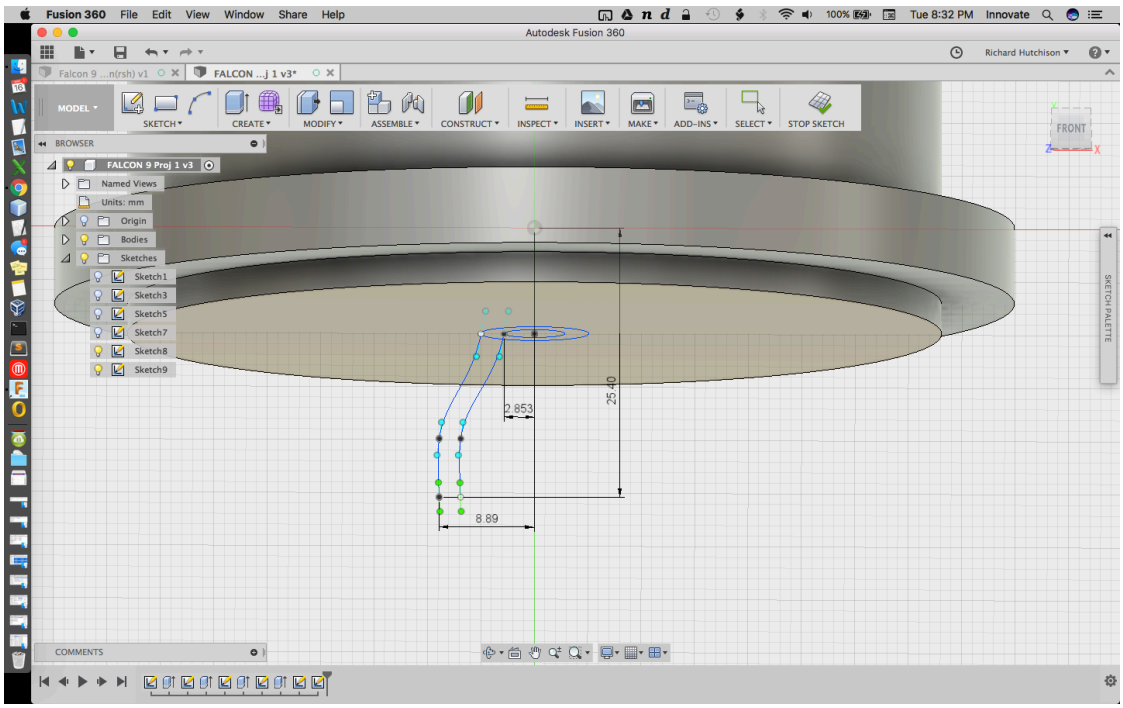
Fusion 360 File Edit View Window Share Help
Tue 8:32 PM Innovate
Autodesk Fusion 360
Richard Hutchison
FALCON ...j 1 v3*
MODEL
SKETCH
CREATE
MODIFY
ASSEMBLE
CONSTRUCT
INSPECT
INSERT
MAKE
ADD-INS
SELECT
STOP SKETCH
BROWSER
FALCON 9 Proj 1 v3
Named Views
Units: mm
Origin
Bodies
Sketches
Sketch1
Sketch3
Sketch5
Sketch7
Sketch8
Sketch9
FRONT
SKETCH PALETTE
2.853
25.40
8.89
COMMENTS

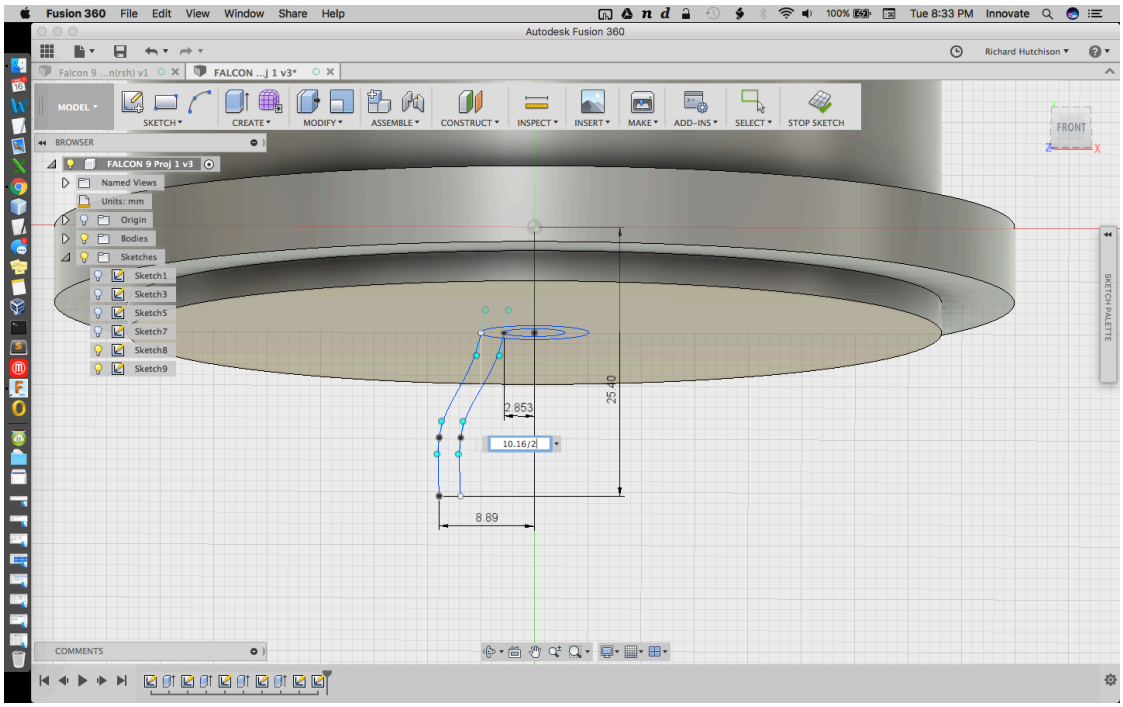
Fusion 360 File Edit View Window Share Help
Tue 8:33 PM Innovate
Autodesk Fusion 360
Richard Hutchison
FALCON ...j 1 v3*
MODEL
SKETCH
CREATE
MODIFY
ASSEMBLE
CONSTRUCT
INSPECT
INSERT
MAKE
ADD-INS
SELECT
STOP SKETCH
BROWSER
FALCON 9 Proj 1 v3
Named Views
Units: mm
Origin
Bodies
Sketches
Sketch1
Sketch3
Sketch5
Sketch7
Sketch8
Sketch9
FRONT
SKETCH PALETTE
2.853
10.16/2
25.40
8.89
COMMENTS

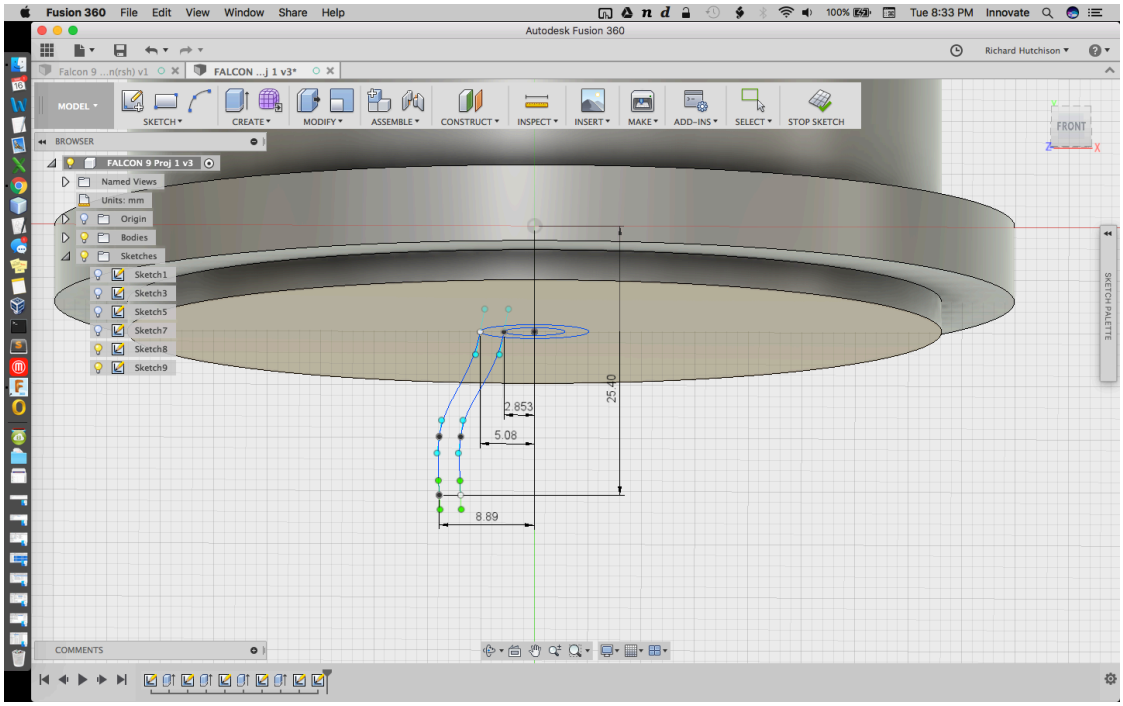
Fusion 360 File Edit View Window Share Help
Tue 8:33 PM Innovate
Autodesk Fusion 360
Richard Hutchison
FALCON ...j 1 v3*
MODEL
SKETCH
CREATE
MODIFY
ASSEMBLE
CONSTRUCT
INSPECT
INSERT
MAKE
ADD-INS
SELECT
STOP SKETCH
BROWSER
FALCON 9 Proj 1 v3
Named Views
Units: mm
Origin
Bodies
Sketches
Sketch1
Sketch3
Sketch5
Sketch7
Sketch8
Sketch9
FRONT
SKETCH PALETTE
2.853
5.08
25.40
8.89
COMMENTS

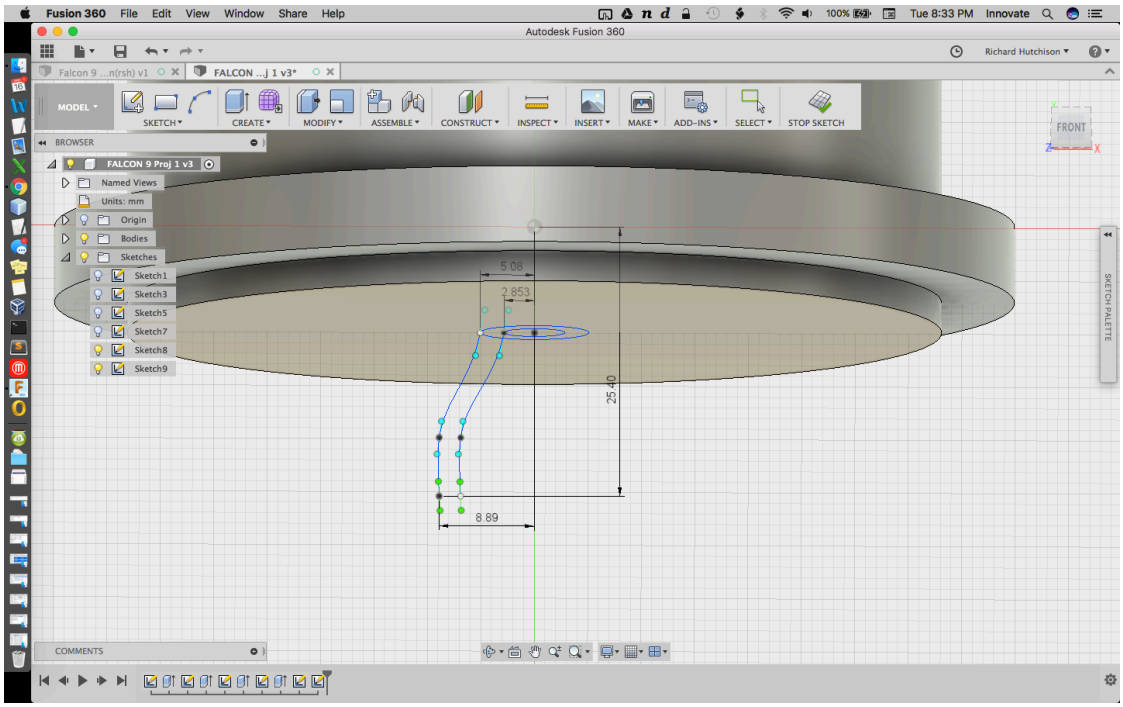
Fusion 360 File Edit View Window Share Help
Tue 8:33 PM Innovate
Autodesk Fusion 360
Richard Hutchison
MODEL
SKETCH
CREATE
MODIFY
ASSEMBLE
CONSTRUCT
INSPECT
INSERT
MAKE
ADD-INS
SELECT
STOP SKETCH
BROWSER
FALCON 9 Proj 1 v3
Named Views
Units: mm
Origin
Bodies
Sketches
Sketch1
Sketch3
Sketch5
Sketch7
Sketch8
Sketch9
FRONT
SKETCH PALETTE
COMMENTS
6.08
2.853
25.40
8.89

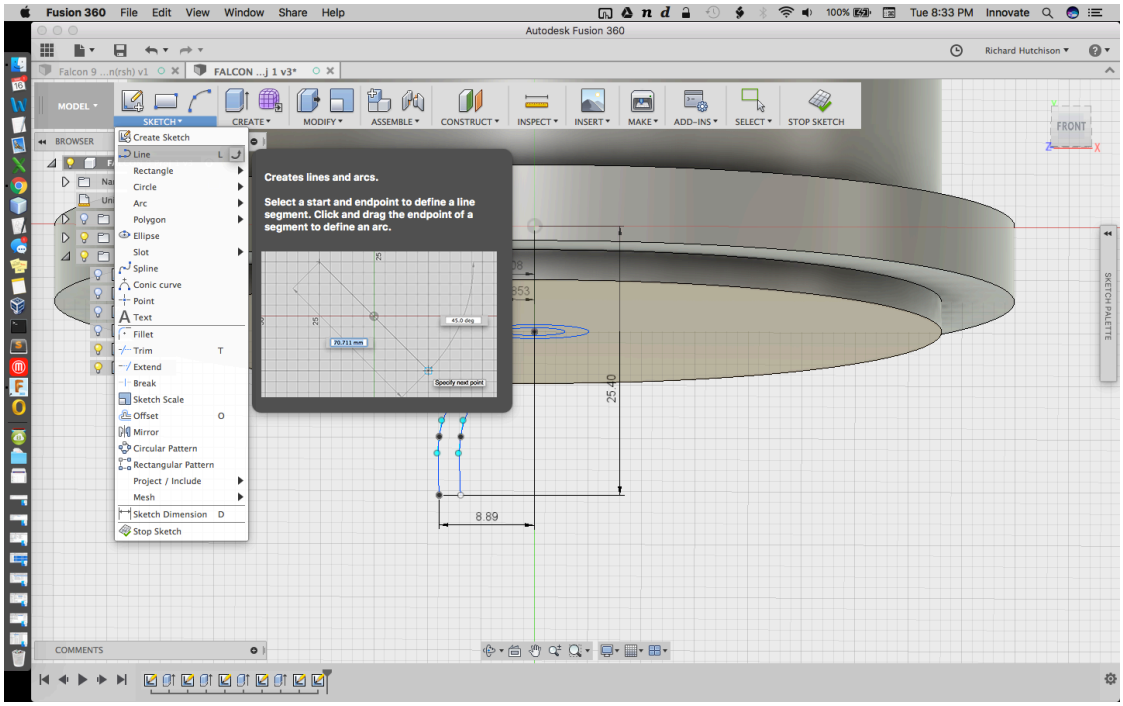
Fusion 360 File Edit View Window Share Help
Tue 8:33 PM Innovate
Autodesk Fusion 360
Richard Hutchison
MODEL
SKETCH
CREATE
MODIFY
ASSEMBLE
CONSTRUCT
INSPECT
INSERT
MAKE
ADD-INS
SELECT
STOP SKETCH
BROWSER
Create Sketch
Line L
Rectangle
Circle
Arc
Polygon
Ellipse
Slot
Spline
Conic curve
Point
Text
Fillet
Trim T
Extend
Break
Sketch Scale
Offset O
Mirror
Circular Pattern
Rectangular Pattern
Project / Include
Mesh
Sketch Dimension D
Stop Sketch
Creates lines and arcs.
Select a start and endpoint to define a line segment. Click and drag the endpoint of a segment to define an arc.
FRONT
SKETCH PALETTE
COMMENTS
25.40
8.89

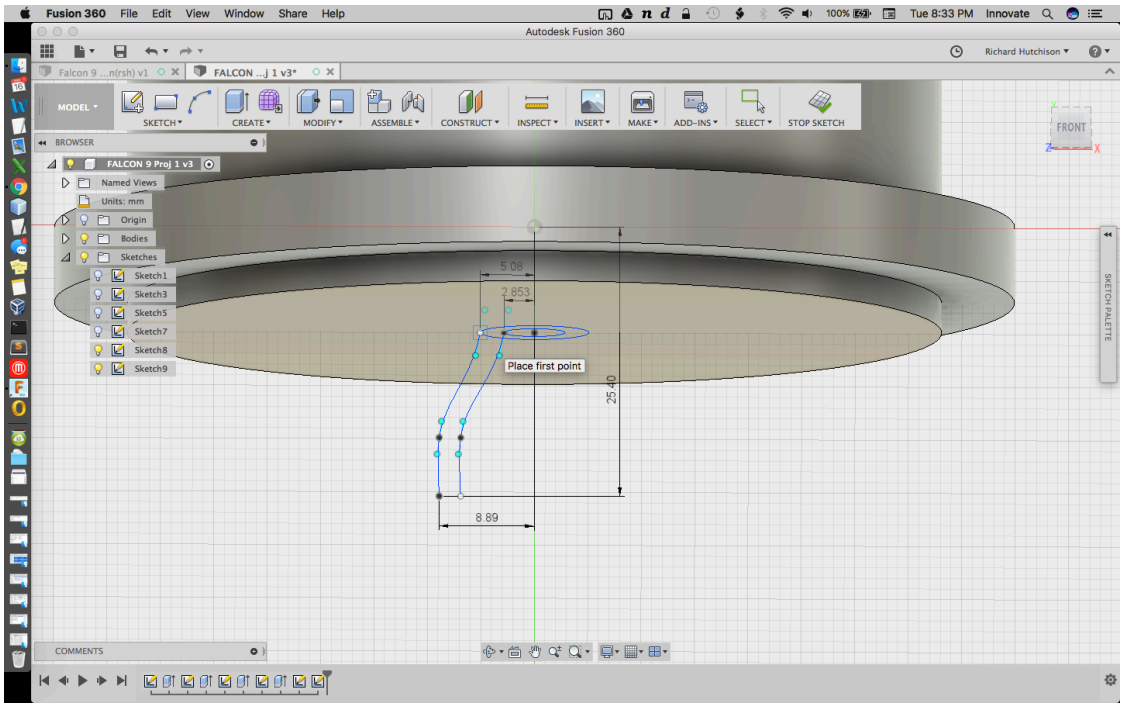
Fusion 360 File Edit View Window Share Help
Tue 8:33 PM Innovate
Autodesk Fusion 360
Richard Hutchison
FALCON ...j 1 v3*
MODEL
SKETCH
CREATE
MODIFY
ASSEMBLE
CONSTRUCT
INSPECT
INSERT
MAKE
ADD-INS
SELECT
STOP SKETCH
BROWSER
FALCON 9 Proj 1 v3
Named Views
Units: mm
Origin
Bodies
Sketches
Sketch1
Sketch3
Sketch5
Sketch7
Sketch8
Sketch9
FRONT
SKETCH PALETTE
5.08
2.853
Place first point
25.40
8.89
COMMENTS

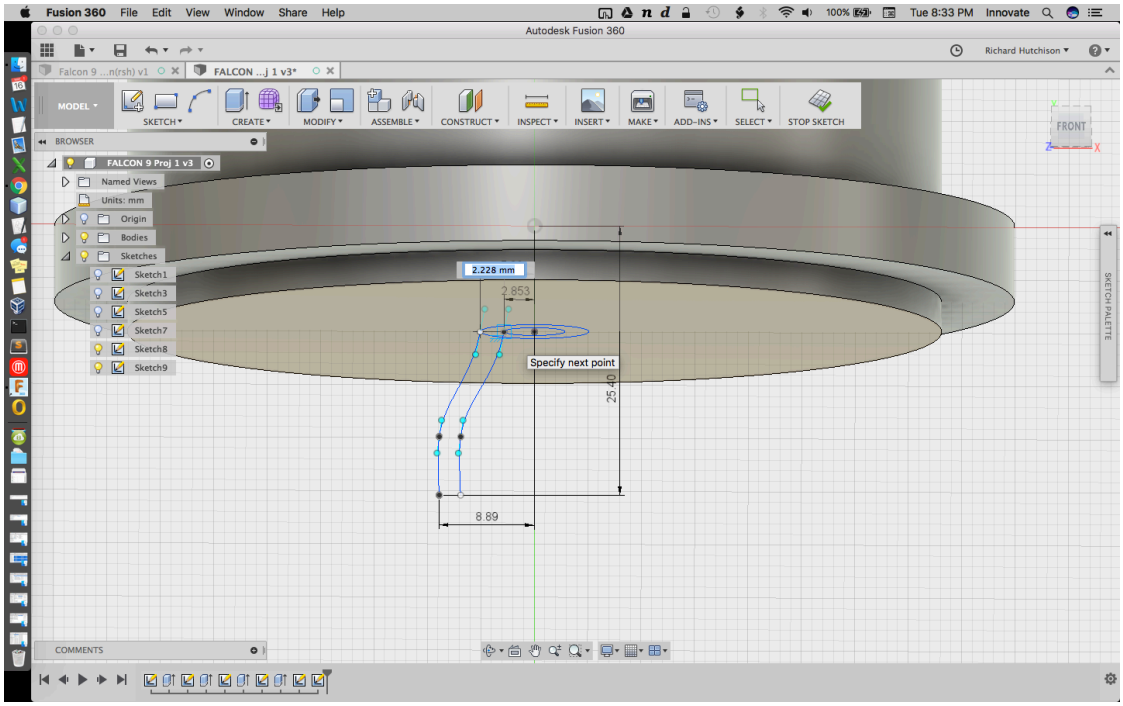
Fusion 360 File Edit View Window Share Help
Tue 8:33 PM Innovate
Autodesk Fusion 360
Richard Hutchison
FALCON ...j 1 v3*
MODEL
SKETCH
CREATE
MODIFY
ASSEMBLE
CONSTRUCT
INSPECT
INSERT
MAKE
ADD-INS
SELECT
STOP SKETCH
BROWSER
FALCON 9 Proj 1 v3
Named Views
Units: mm
Origin
Bodies
Sketches
Sketch1
Sketch3
Sketch5
Sketch7
Sketch8
Sketch9
FRONT
SKETCH PALETTE
2.228 mm
2.853
Specify next point
25.40
8.89
COMMENTS

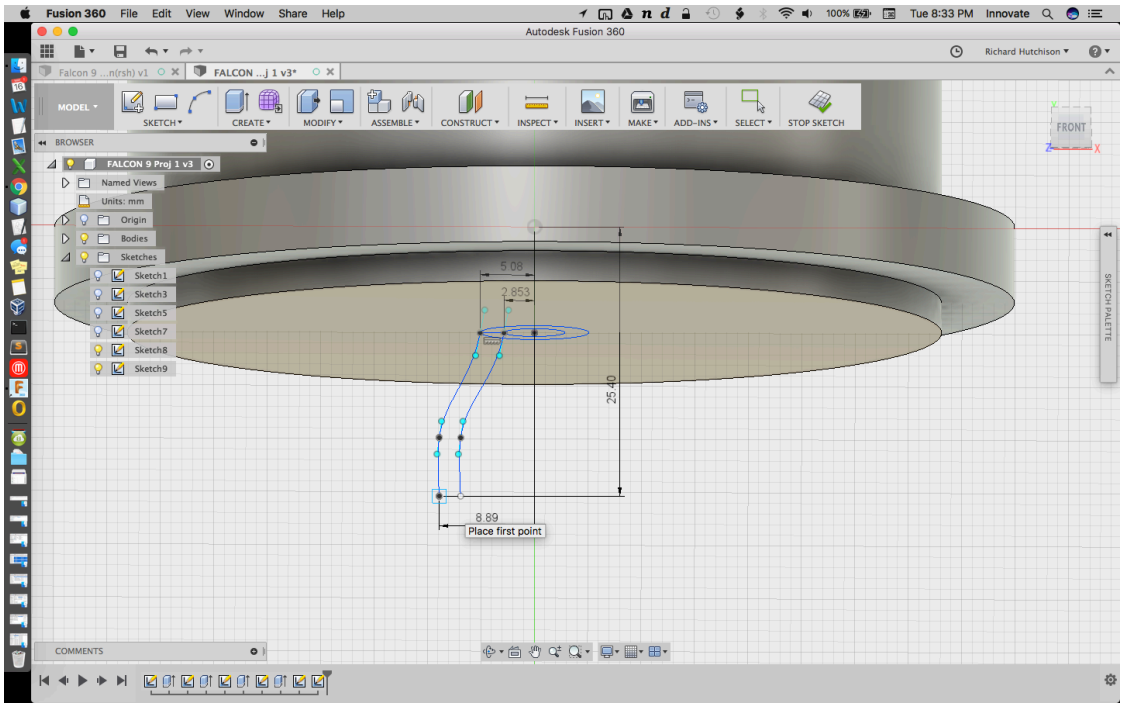
Fusion 360 File Edit View Window Share Help
Tue 8:33 PM Innovate
Autodesk Fusion 360
Richard Hutchison
MODEL
SKETCH
CREATE
MODIFY
ASSEMBLE
CONSTRUCT
INSPECT
INSERT
MAKE
ADD-INS
SELECT
STOP SKETCH
BROWSER
FALCON 9 Proj 1 v3
Named Views
Units: mm
Origin
Bodies
Sketches
Sketch1
Sketch3
Sketch5
Sketch7
Sketch8
Sketch9
FRONT
SKETCH PALETTE
5.08
2.853
25.40
8.89
Place first point
COMMENTS

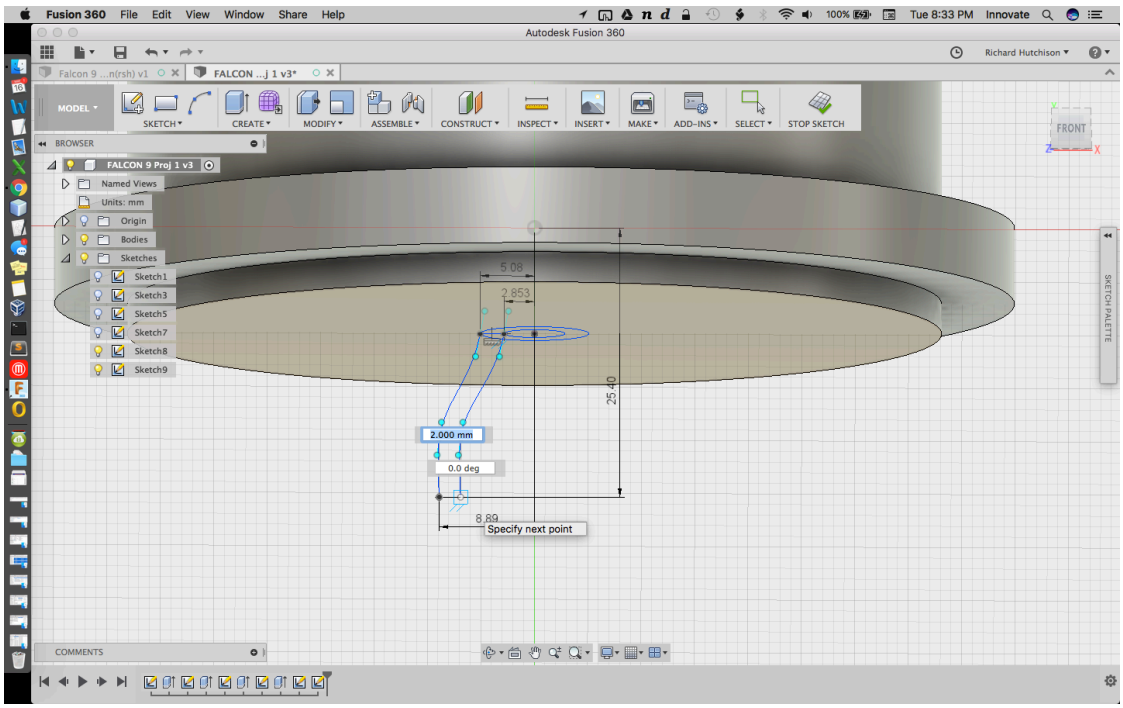
Fusion 360 File Edit View Window Share Help
Tue 8:33 PM Innovate
Autodesk Fusion 360
Richard Hutchison
MODEL
SKETCH
CREATE
MODIFY
ASSEMBLE
CONSTRUCT
INSPECT
INSERT
MAKE
ADD-INS
SELECT
STOP SKETCH
BROWSER
FALCON 9 Proj 1 v3
Named Views
Units: mm
Origin
Bodies
Sketches
Sketch1
Sketch3
Sketch5
Sketch7
Sketch8
Sketch9
FRONT
SKETCH PALETTE
5.08
2.853
25.40
2.000 mm
0.0 deg
8.89
Specify next point
COMMENTS

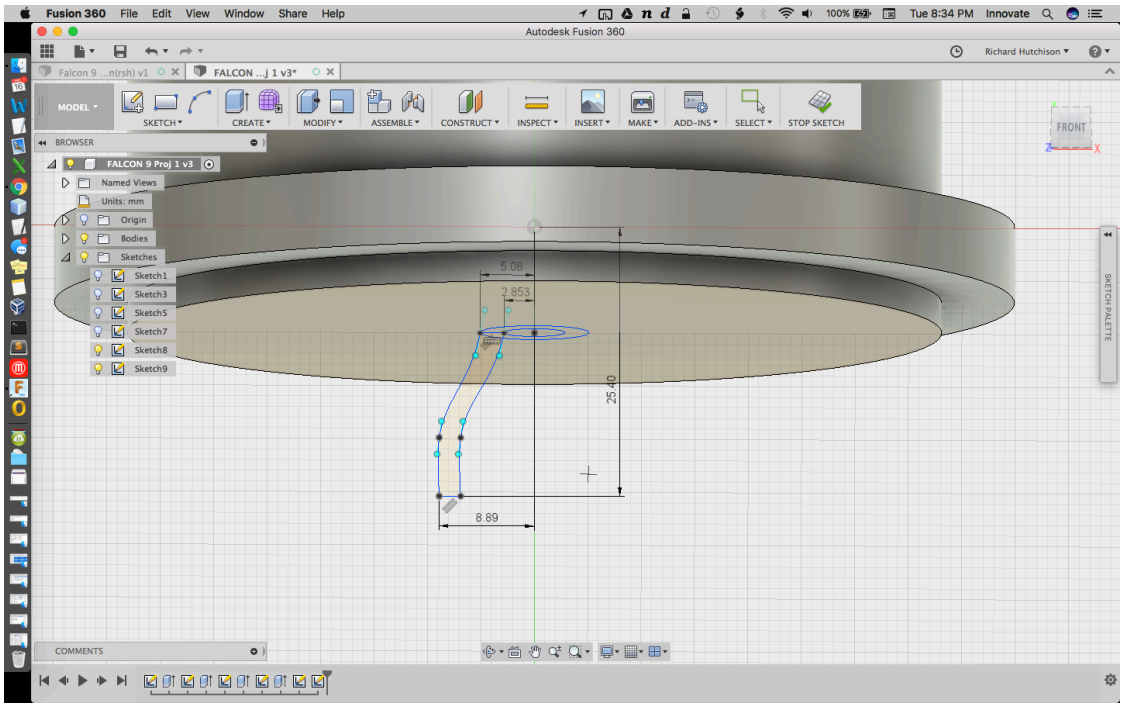
Fusion 360 File Edit View Window Share Help
Tue 8:34 PM Innovate
Autodesk Fusion 360
Richard Hutchison
FALCON ...j 1 v3*
MODEL
SKETCH
CREATE
MODIFY
ASSEMBLE
CONSTRUCT
INSPECT
INSERT
MAKE
ADD-INS
SELECT
STOP SKETCH
BROWSER
FALCON 9 Proj 1 v3
Named Views
Units: mm
Origin
Bodies
Sketches
Sketch1
Sketch3
Sketch5
Sketch7
Sketch8
Sketch9
FRONT
SKETCH PALETTE
5.08
2.853
25.40
8.89
COMMENTS

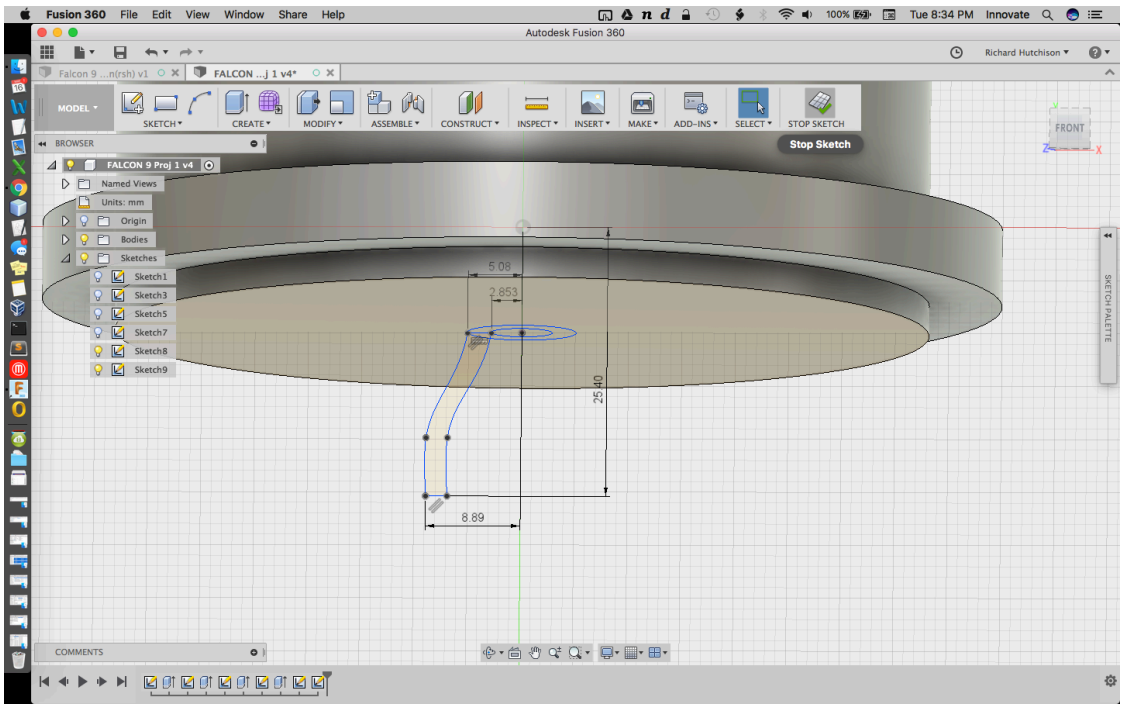
Fusion 360 File Edit View Window Share Help
Tue 8:34 PM Innovate
Autodesk Fusion 360
Richard Hutchison
FALCON ...j 1 v4*
MODEL
SKETCH
CREATE
MODIFY
ASSEMBLE
CONSTRUCT
INSPECT
INSERT
MAKE
ADD-INS
SELECT
STOP SKETCH
Stop Sketch
BROWSER
FALCON 9 Proj 1 v4
Named Views
Units: mm
Origin
Bodies
Sketches
Sketch1
Sketch3
Sketch5
Sketch7
Sketch8
Sketch9
FRONT
SKETCH PALETTE
5.08
2.853
25.40
8.89
COMMENTS

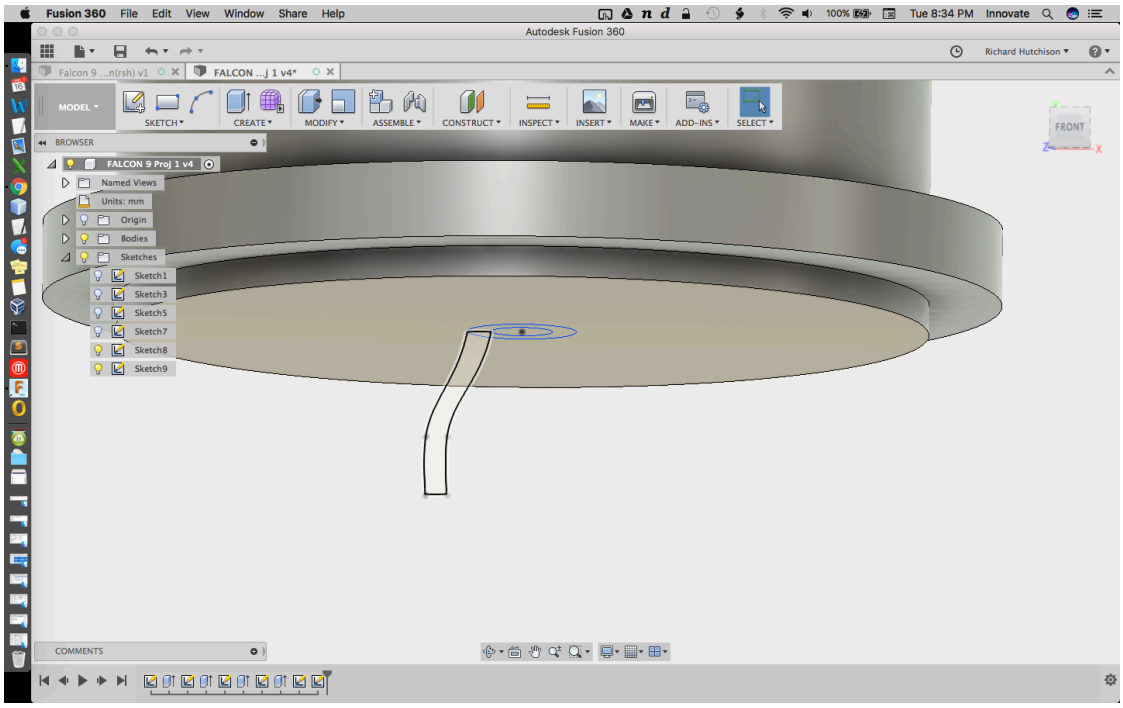
Fusion 360 File Edit View Window Share Help
Tue 8:34 PM Innovate
Autodesk Fusion 360
Richard Hutchison
MODEL
SKETCH
CREATE
MODIFY
ASSEMBLE
CONSTRUCT
INSPECT
INSERT
MAKE
ADD-INS
SELECT
BROWSER
FALCON 9 Proj 1 v4
Named Views
Units: mm
Origin
Bodies
Sketches
Sketch1
Sketch3
Sketch5
Sketch7
Sketch8
Sketch9
FRONT
COMMENTS

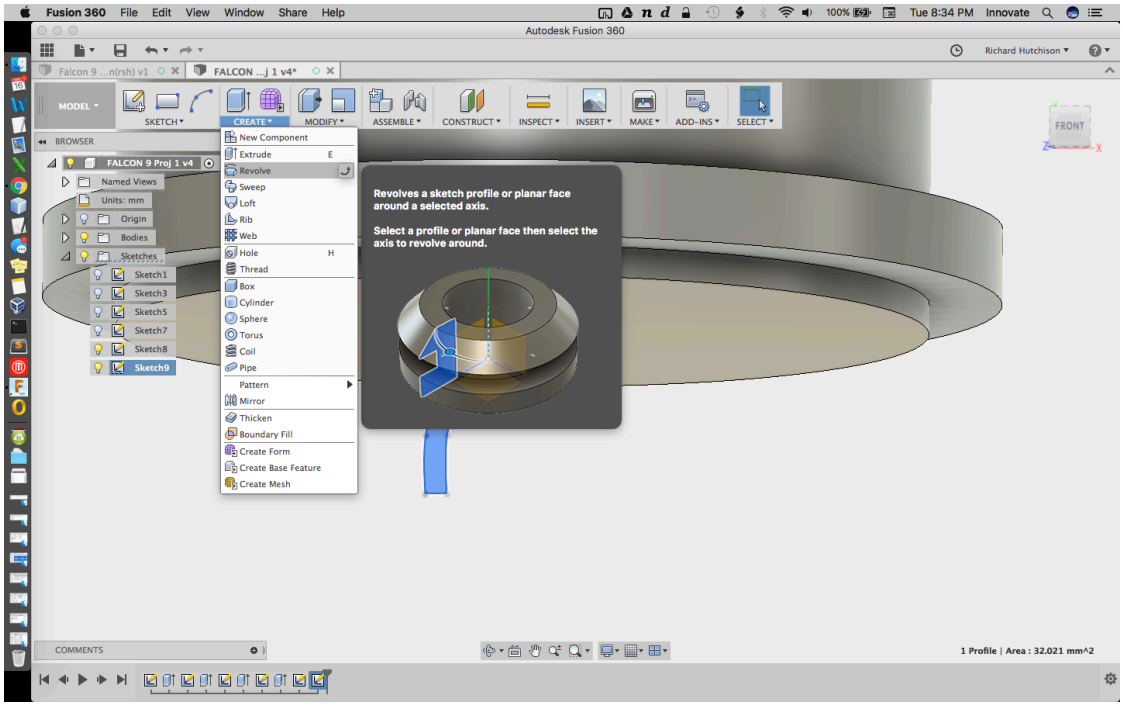
Fusion 360 File Edit View Window Share Help
Tue 8:34 PM Innovate
Autodesk Fusion 360
Richard Hutchison
MODEL
SKETCH
CREATE
MODIFY
ASSEMBLE
CONSTRUCT
INSPECT
INSERT
MAKE
ADD-INS
SELECT
BROWSER
FALCON 9 Proj 1 v4
Named Views
Units: mm
Origin
Bodies
Sketches
Sketch1
Sketch3
Sketch5
Sketch7
Sketch8
Sketch9
New Component
Extrude E
Revolve
Sweep
Loft
Rib
Web
Hole H
Thread
Box
Cylinder
Sphere
Torus
Coil
Pipe
Pattern
Mirror
Thicken
Boundary Fill
Create Form
Create Base Feature
Create Mesh
Revolves a sketch profile or planar face around a selected axis.
Select a profile or planar face then select the axis to revolve around.
FRONT
COMMENTS
1 Profile | Area : 32.021 mm^2

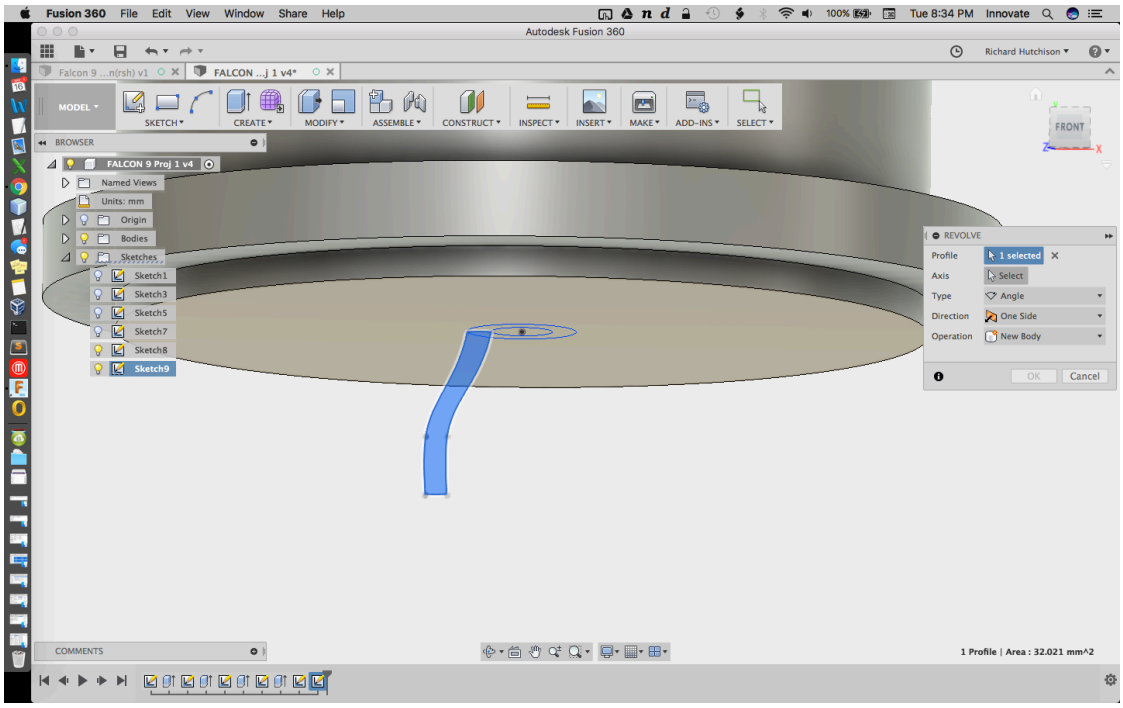
Fusion 360 File Edit View Window Share Help
Tue 8:34 PM Innovate
Autodesk Fusion 360
Richard Hutchison
MODEL
SKETCH
CREATE
MODIFY
ASSEMBLE
CONSTRUCT
INSPECT
INSERT
MAKE
ADD-INS
SELECT
BROWSER
FALCON 9 Proj 1 v4
Named Views
Units: mm
Origin
Bodies
Sketches
Sketch1
Sketch3
Sketch5
Sketch7
Sketch8
Sketch9
FRONT
REVOLVE
Profile
1 selected
Axis
Select
Type
Angle
Direction
One Side
Operation
New Body
OK
Cancel
COMMENTS
1 Profile | Area : 32.021 mm^2

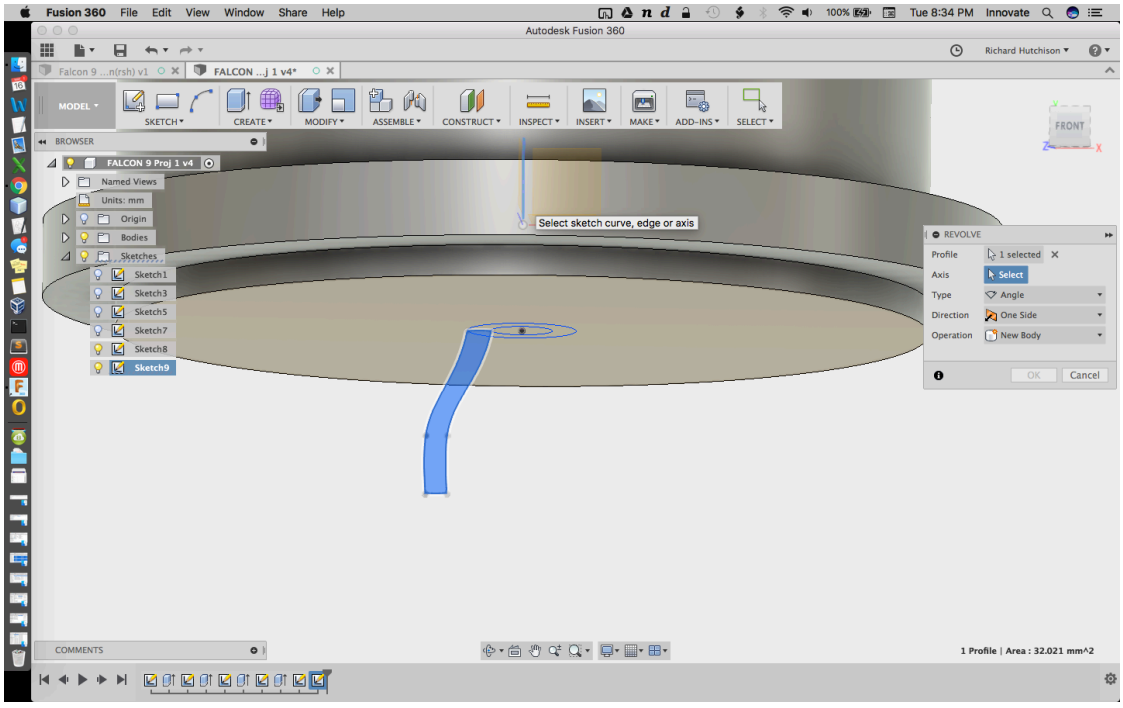
Fusion 360 File Edit View Window Share Help
Tue 8:34 PM Innovate
Autodesk Fusion 360
Richard Hutchison
MODEL
SKETCH
CREATE
MODIFY
ASSEMBLE
CONSTRUCT
INSPECT
INSERT
MAKE
ADD-INS
SELECT
BROWSER
FALCON 9 Proj 1 v4
Named Views
Units: mm
Origin
Bodies
Sketches
Sketch1
Sketch3
Sketch5
Sketch7
Sketch8
Sketch9
Select sketch curve, edge or axis
FRONT
REVOLVE
Profile
1 selected
Axis
Select
Type
Angle
Direction
One Side
Operation
New Body
OK
Cancel
COMMENTS
1 Profile | Area : 32.021 mm^2

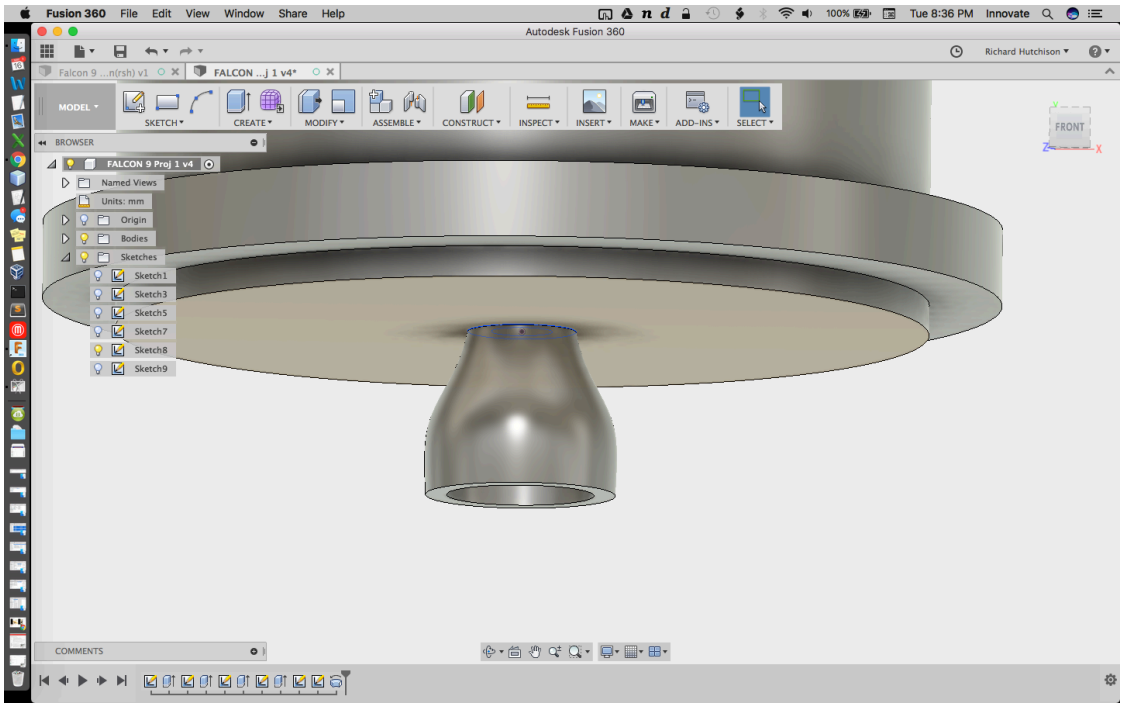
Fusion 360 File Edit View Window Share Help
Tue 8:36 PM Innovate
Autodesk Fusion 360
Richard Hutchison
MODEL
SKETCH
CREATE
MODIFY
ASSEMBLE
CONSTRUCT
INSPECT
INSERT
MAKE
ADD-INS
SELECT
BROWSER
FALCON 9 Proj 1 v4
Named Views
Units: mm
Origin
Bodies
Sketches
Sketch1
Sketch3
Sketch5
Sketch7
Sketch8
Sketch9
FRONT
COMMENTS

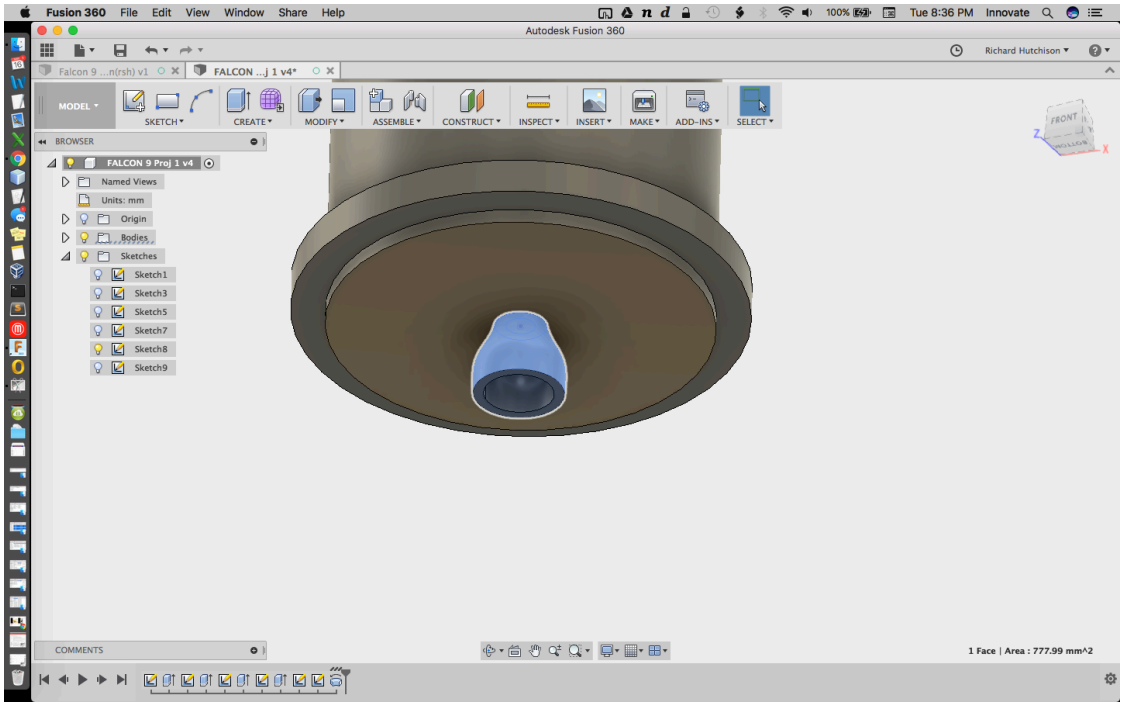
Fusion 360 File Edit View Window Share Help
Tue 8:36 PM Innovate
Autodesk Fusion 360
Richard Hutchison
MODEL
SKETCH
CREATE
MODIFY
ASSEMBLE
CONSTRUCT
INSPECT
INSERT
MAKE
ADD-INS
SELECT
BROWSER
FALCON 9 Proj 1 v4
Named Views
Units: mm
Origin
Bodies
Sketches
Sketch1
Sketch3
Sketch5
Sketch7
Sketch8
Sketch9
FRONT
COMMENTS
1 Face | Area : 777.99 mm^2

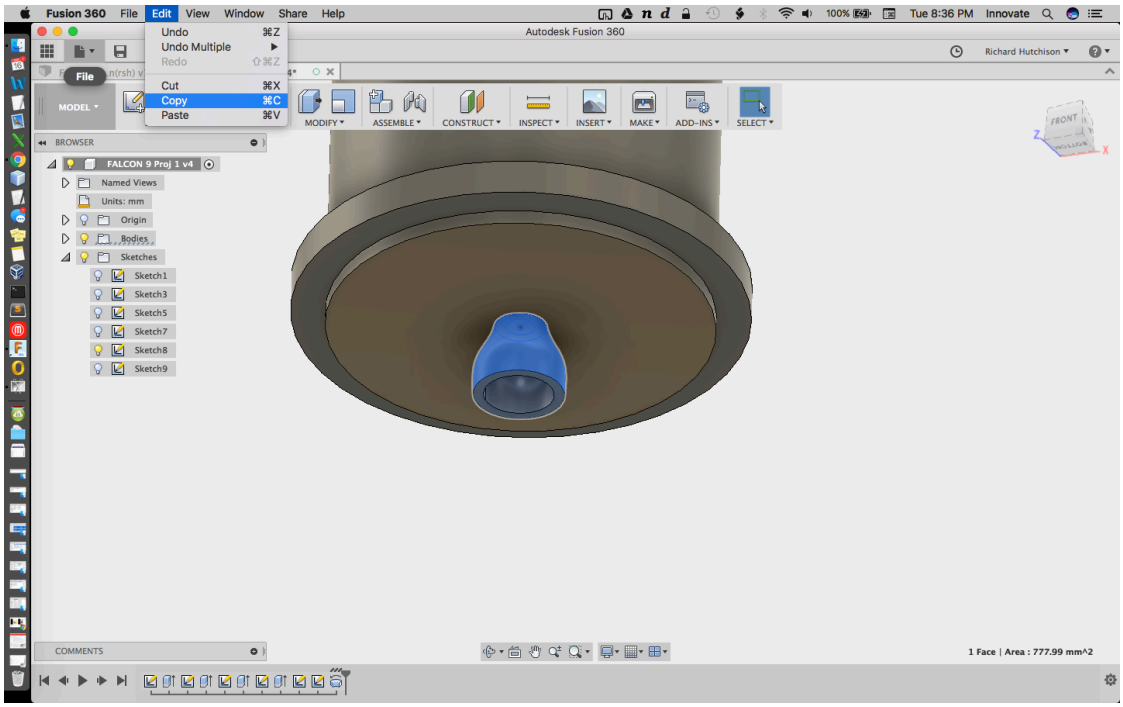
Fusion 360 File Edit View Window Share Help
Tue 8:36 PM Innovate
Autodesk Fusion 360
Undo ⌘Z
Undo Multiple
Redo ⇧⌘Z
Cut ⌘X
Copy ⌘C
Paste ⌘V
File
MODEL
MODIFY
ASSEMBLE
CONSTRUCT
INSPECT
INSERT
MAKE
ADD-INS
SELECT
BROWSER
FALCON 9 Proj 1 v4
Named Views
Units: mm
Origin
Bodies
Sketches
Sketch1
Sketch3
Sketch5
Sketch7
Sketch8
Sketch9
COMMENTS
1 Face | Area : 777.99 mm^2

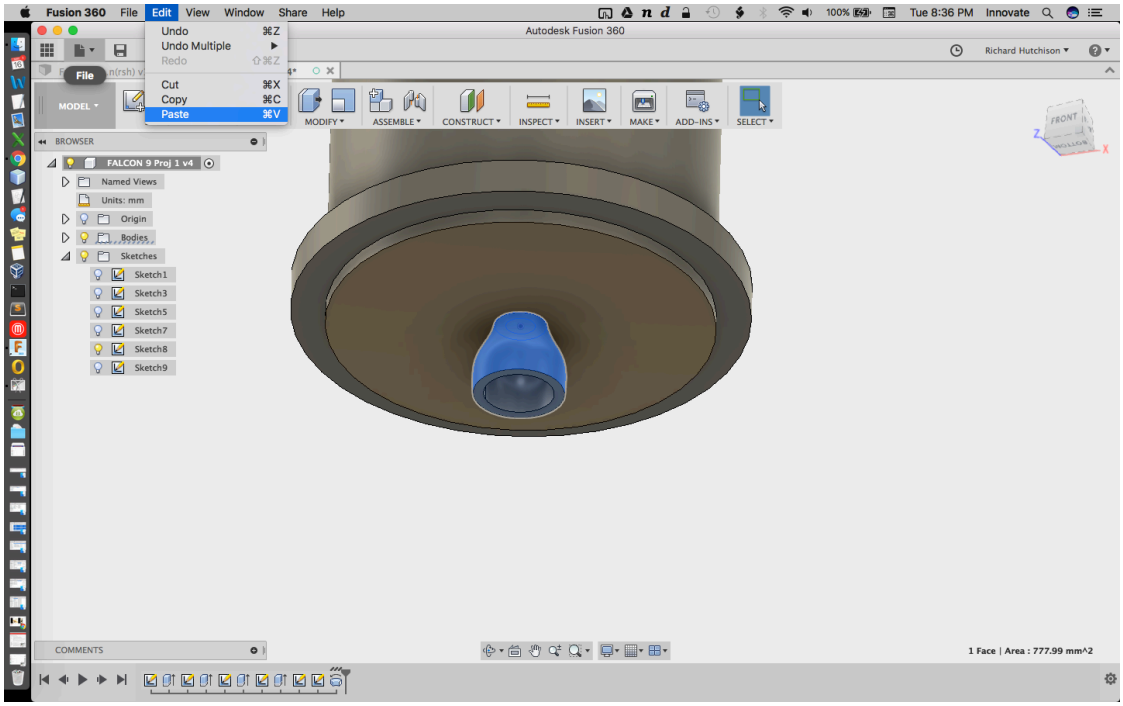
Fusion 360 File Edit View Window Share Help
Tue 8:36 PM Innovate
Autodesk Fusion 360
Undo ⌘Z
Undo Multiple
Redo ⇧⌘Z
Cut ⌘X
Copy ⌘C
Paste ⌘V
File
MODEL
MODIFY
ASSEMBLE
CONSTRUCT
INSPECT
INSERT
MAKE
ADD-INS
SELECT
BROWSER
FALCON 9 Proj 1 v4
Named Views
Units: mm
Origin
Bodies
Sketches
Sketch1
Sketch3
Sketch5
Sketch7
Sketch8
Sketch9
COMMENTS
1 Face | Area : 777.99 mm^2

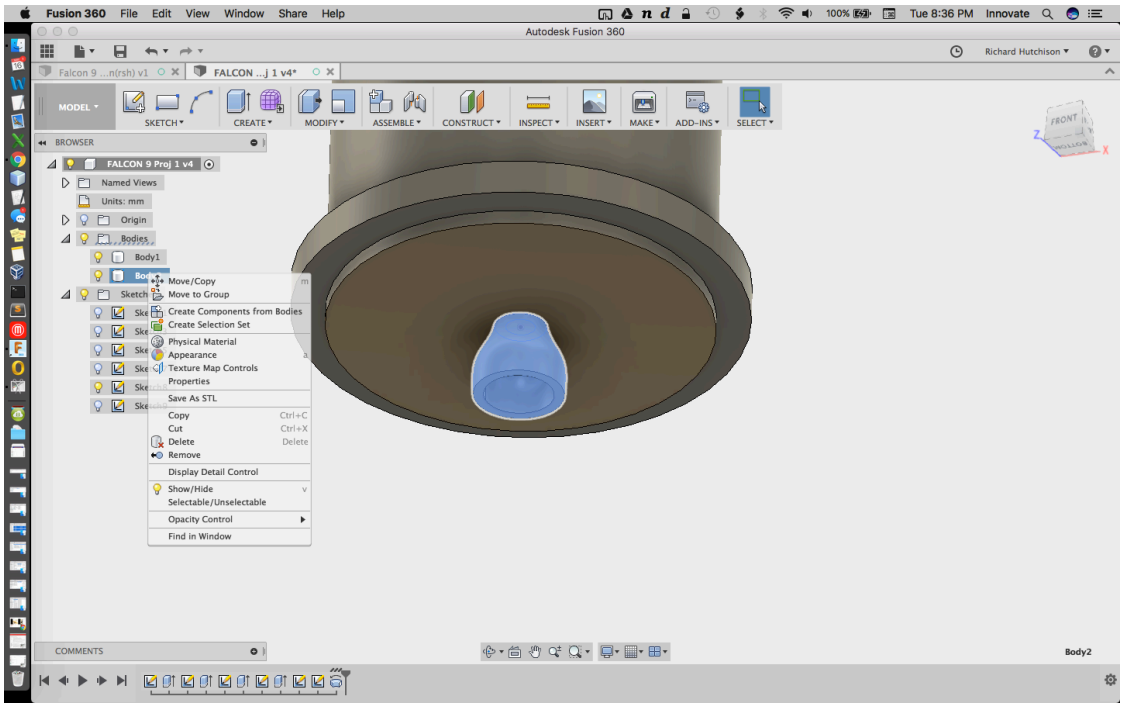
Fusion 360 File Edit View Window Share Help
Tue 8:36 PM Innovate
Autodesk Fusion 360
Richard Hutchison
MODEL
SKETCH
CREATE
MODIFY
ASSEMBLE
CONSTRUCT
INSPECT
INSERT
MAKE
ADD-INS
SELECT
BROWSER
FALCON 9 Proj 1 v4
Named Views
Units: mm
Origin
Bodies
Body1
Move/Copy
Move to Group
Create Components from Bodies
Create Selection Set
Physical Material
Appearance
Texture Map Controls
Properties
Save As STL
Copy
Cut
Delete
Remove
Display Detail Control
Show/Hide
Selectable/Unselectable
Opacity Control
Find in Window
COMMENTS
Body2

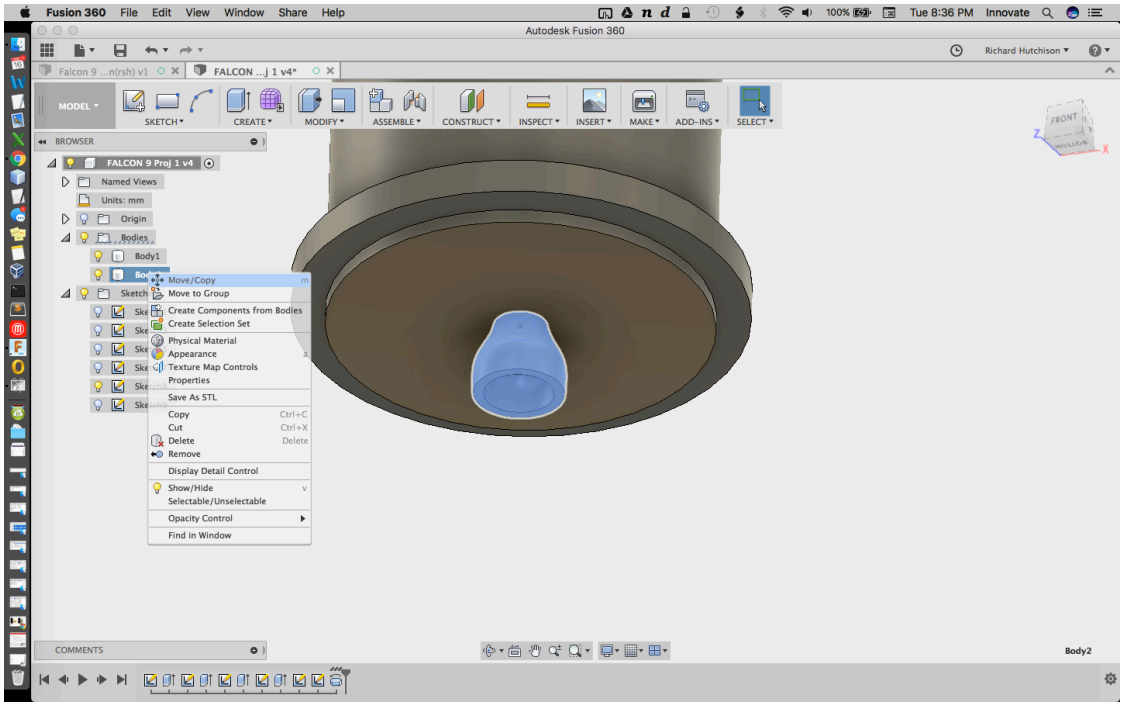
Fusion 360 File Edit View Window Share Help
Tue 8:36 PM Innovate
Autodesk Fusion 360
Richard Hutchison
MODEL
SKETCH
CREATE
MODIFY
ASSEMBLE
CONSTRUCT
INSPECT
INSERT
MAKE
ADD-INS
SELECT
BROWSER
FALCON 9 Proj 1 v4
Named Views
Units: mm
Origin
Bodies
Body1
Move/Copy
Move to Group
Create Components from Bodies
Create Selection Set
Physical Material
Appearance
Texture Map Controls
Properties
Save As STL
Copy
Cut
Delete
Remove
Display Detail Control
Show/Hide
Selectable/Unselectable
Opacity Control
Find in Window
COMMENTS
Body2

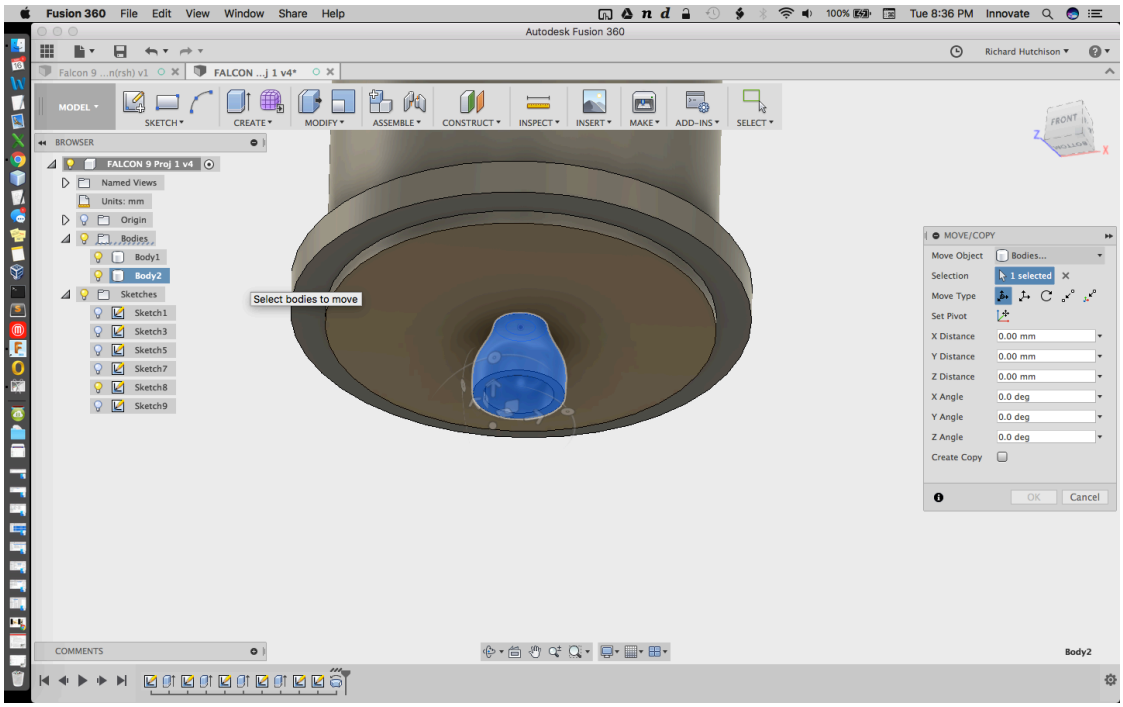
Fusion 360 File Edit View Window Share Help
Tue 8:36 PM Innovate
Autodesk Fusion 360
Richard Hutchison
MODEL
SKETCH
CREATE
MODIFY
ASSEMBLE
CONSTRUCT
INSPECT
INSERT
MAKE
ADD-INS
SELECT
BROWSER
FALCON 9 Proj 1 v4
Named Views
Units: mm
Origin
Bodies
Body1
Body2
Sketches
Sketch1
Sketch3
Sketch5
Sketch7
Sketch8
Sketch9
Select bodies to move
MOVE/COPY
Move Object
Bodies...
Selection
1 selected
Move Type
Set Pivot
X Distance
0.00 mm
Y Distance
0.00 mm
Z Distance
0.00 mm
X Angle
0.0 deg
Y Angle
0.0 deg
Z Angle
0.0 deg
Create Copy
OK
Cancel
COMMENTS
Body2

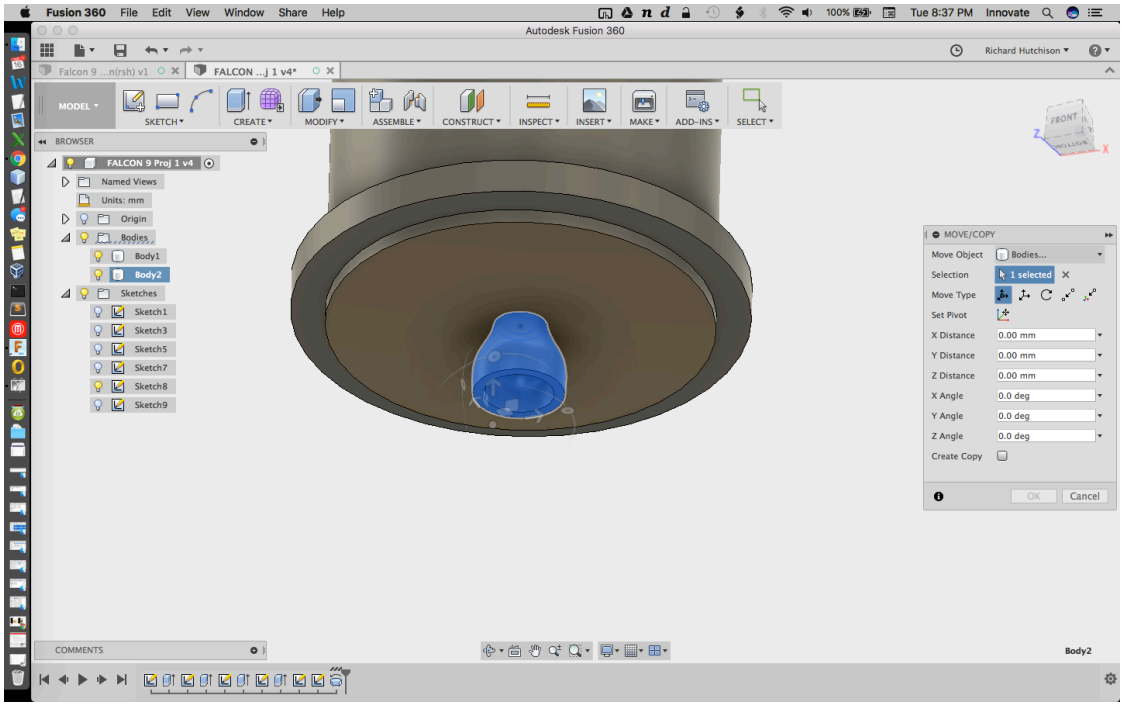
Fusion 360 File Edit View Window Share Help
Tue 8:37 PM Innovate
Autodesk Fusion 360
Richard Hutchison
MODEL
SKETCH
CREATE
MODIFY
ASSEMBLE
CONSTRUCT
INSPECT
INSERT
MAKE
ADD-INS
SELECT
BROWSER
FALCON 9 Proj 1 v4
Named Views
Units: mm
Origin
Bodies
Body1
Body2
Sketches
Sketch1
Sketch3
Sketch5
Sketch7
Sketch8
Sketch9
MOVE/COPY
Move Object
Bodies...
Selection
1 selected
Move Type
Set Pivot
X Distance
0.00 mm
Y Distance
0.00 mm
Z Distance
0.00 mm
X Angle
0.0 deg
Y Angle
0.0 deg
Z Angle
0.0 deg
Create Copy
OK
Cancel
COMMENTS
Body2

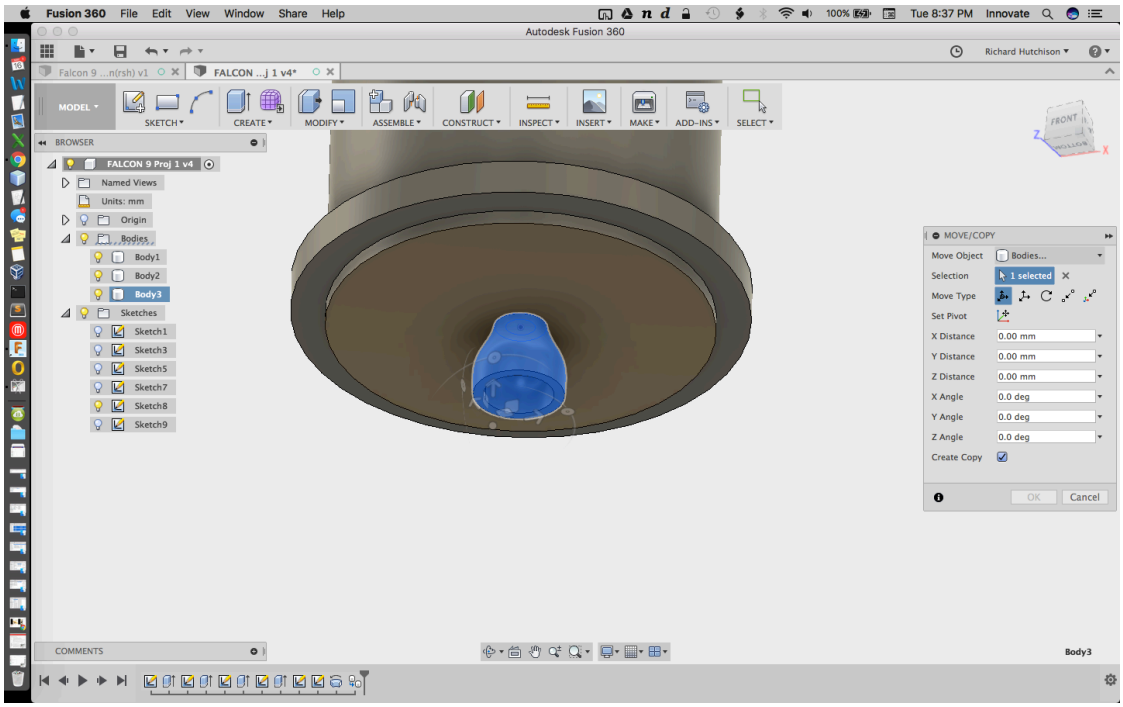
Fusion 360 File Edit View Window Share Help
Tue 8:37 PM Innovate
Autodesk Fusion 360
Richard Hutchison
MODEL
SKETCH
CREATE
MODIFY
ASSEMBLE
CONSTRUCT
INSPECT
INSERT
MAKE
ADD-INS
SELECT
BROWSER
FALCON 9 Proj 1 v4
Named Views
Units: mm
Origin
Bodies
Body1
Body2
Body3
Sketches
Sketch1
Sketch3
Sketch5
Sketch7
Sketch8
Sketch9
MOVE/COPY
Move Object
Bodies...
Selection
1 selected
Move Type
Set Pivot
X Distance
0.00 mm
Y Distance
0.00 mm
Z Distance
0.00 mm
X Angle
0.0 deg
Y Angle
0.0 deg
Z Angle
0.0 deg
Create Copy
OK
Cancel
COMMENTS
Body3

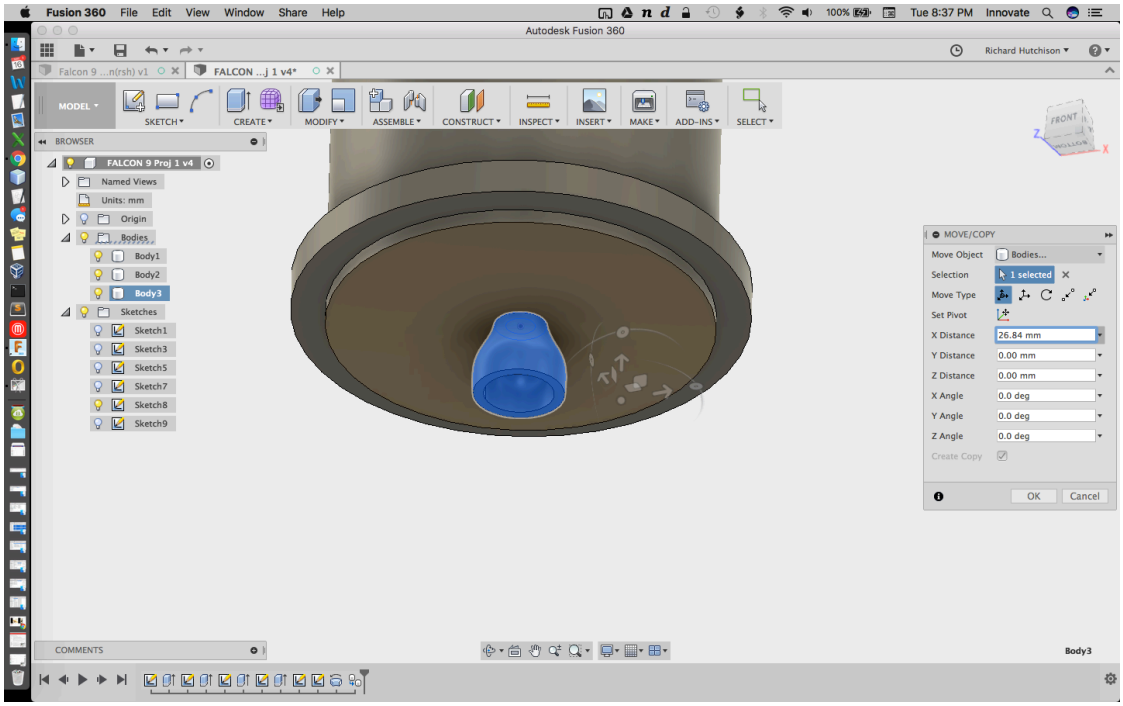
Fusion 360 File Edit View Window Share Help
Tue 8:37 PM Innovate
Autodesk Fusion 360
Richard Hutchison
MODEL
SKETCH
CREATE
MODIFY
ASSEMBLE
CONSTRUCT
INSPECT
INSERT
MAKE
ADD-INS
SELECT
BROWSER
FALCON 9 Proj 1 v4
Named Views
Units: mm
Origin
Bodies
Body1
Body2
Body3
Sketches
Sketch1
Sketch3
Sketch5
Sketch7
Sketch8
Sketch9
MOVE/COPY
Move Object
Bodies...
Selection
1 selected
Move Type
Set Pivot
X Distance
26.84 mm
Y Distance
0.00 mm
Z Distance
0.00 mm
X Angle
0.0 deg
Y Angle
0.0 deg
Z Angle
0.0 deg
Create Copy
OK
Cancel
COMMENTS
Body3

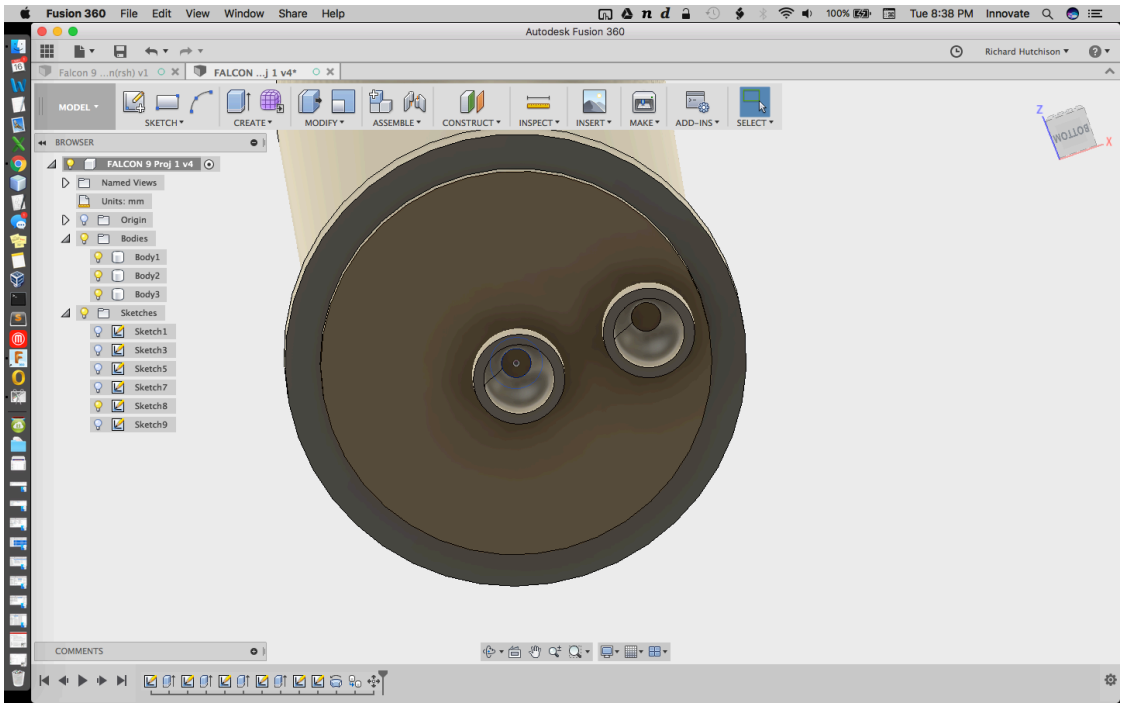
Fusion 360 File Edit View Window Share Help
Tue 8:38 PM Innovate
Autodesk Fusion 360
Richard Hutchison
MODEL
SKETCH
CREATE
MODIFY
ASSEMBLE
CONSTRUCT
INSPECT
INSERT
MAKE
ADD-INS
SELECT
BROWSER
FALCON 9 Proj 1 v4
Named Views
Units: mm
Origin
Bodies
Body1
Body2
Body3
Sketches
Sketch1
Sketch3
Sketch5
Sketch7
Sketch8
Sketch9
COMMENTS

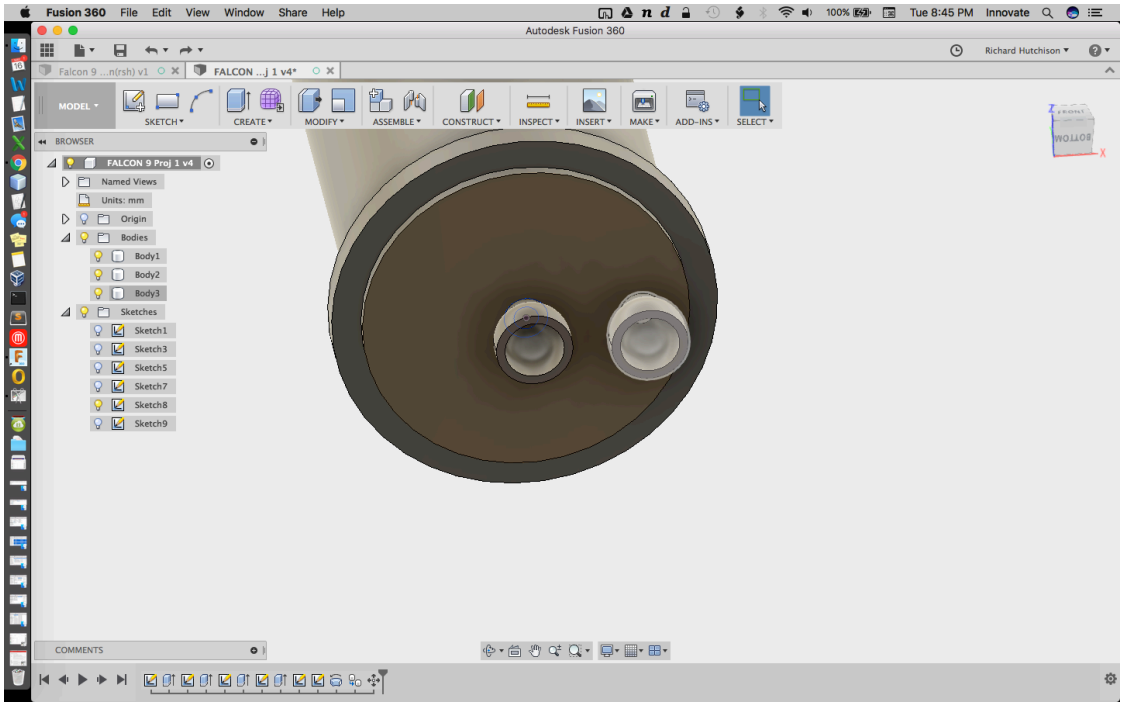
Fusion 360 File Edit View Window Share Help
Tue 8:45 PM Innovate
Autodesk Fusion 360
Richard Hutchison
MODEL
SKETCH
CREATE
MODIFY
ASSEMBLE
CONSTRUCT
INSPECT
INSERT
MAKE
ADD-INS
SELECT
BROWSER
FALCON 9 Proj 1 v4
Named Views
Units: mm
Origin
Bodies
Body1
Body2
Body3
Sketches
Sketch1
Sketch3
Sketch5
Sketch7
Sketch8
Sketch9
COMMENTS

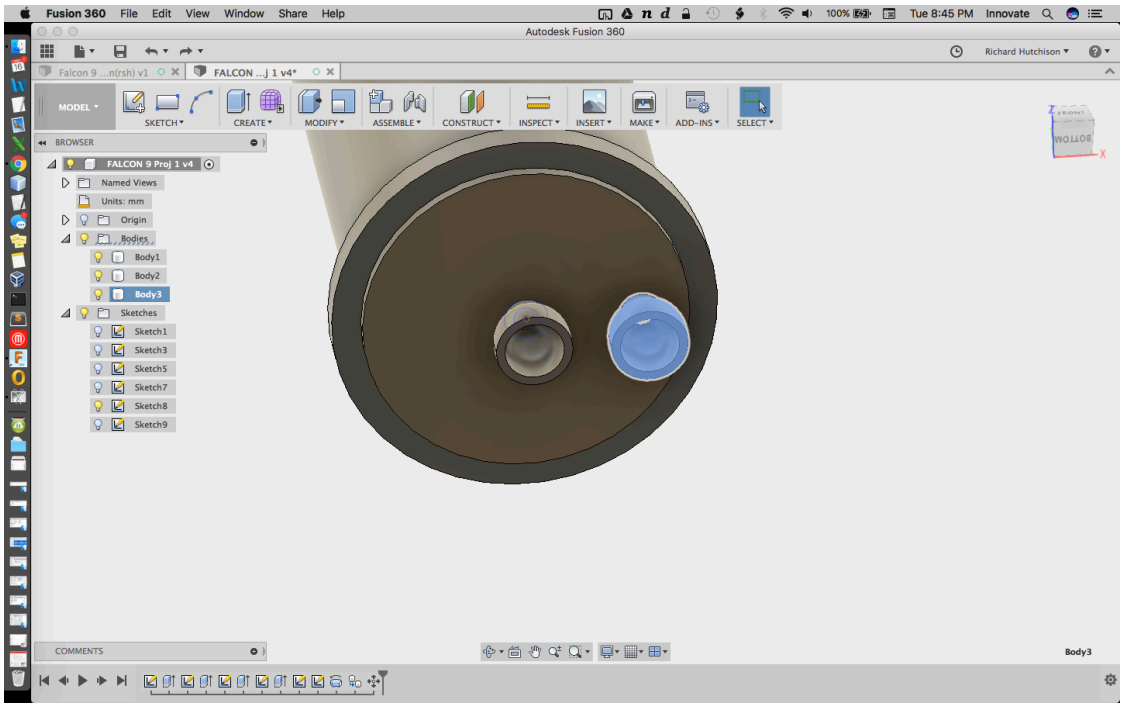
Fusion 360 File Edit View Window Share Help
Tue 8:45 PM Innovate
Autodesk Fusion 360
Richard Hutchison
MODEL
SKETCH
CREATE
MODIFY
ASSEMBLE
CONSTRUCT
INSPECT
INSERT
MAKE
ADD-INS
SELECT
BROWSER
FALCON 9 Proj 1 v4
Named Views
Units: mm
Origin
Bodies
Body1
Body2
Body3
Sketches
Sketch1
Sketch3
Sketch5
Sketch7
Sketch8
Sketch9
COMMENTS
Body3

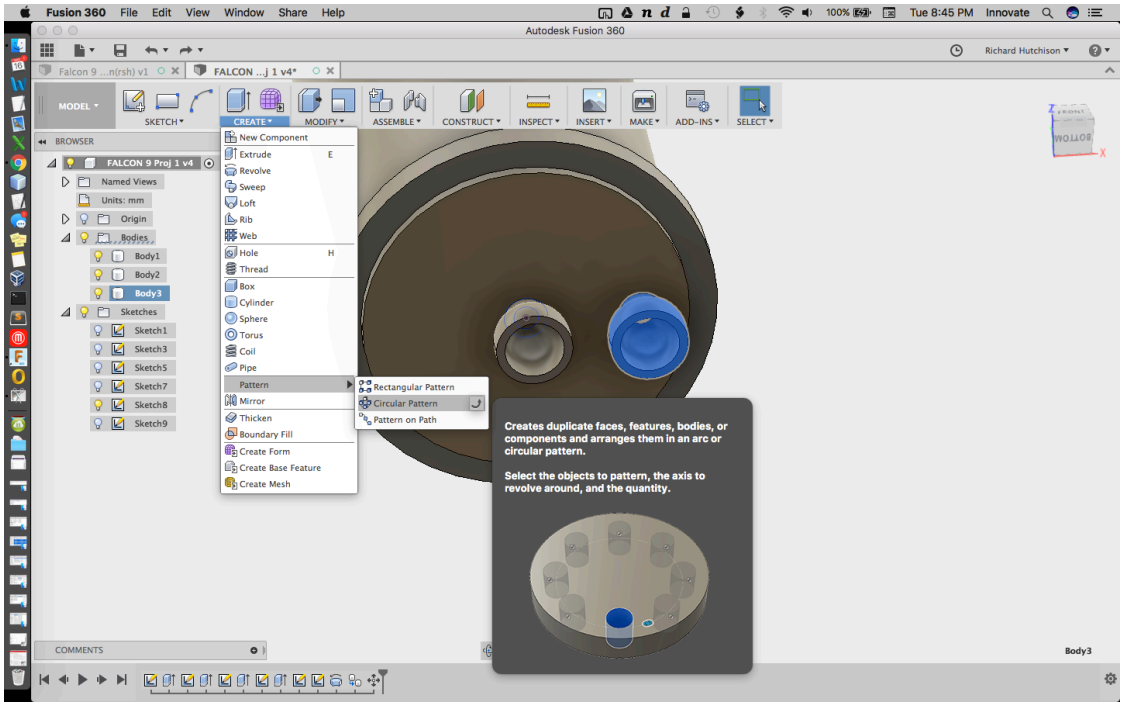
Fusion 360 File Edit View Window Share Help
Tue 8:45 PM Innovate
Autodesk Fusion 360
Richard Hutchison
MODEL
SKETCH
CREATE
MODIFY
ASSEMBLE
CONSTRUCT
INSPECT
INSERT
MAKE
ADD-INS
SELECT
BROWSER
FALCON 9 Proj 1 v4
Named Views
Units: mm
Origin
Bodies
Body1
Body2
Body3
Sketches
Sketch1
Sketch3
Sketch5
Sketch7
Sketch8
Sketch9
New Component
Extrude E
Revolve
Sweep
Loft
Rib
Web
Hole H
Thread
Box
Cylinder
Sphere
Torus
Coil
Pipe
Pattern
Mirror
Thicken
Boundary Fill
Create Form
Create Base Feature
Create Mesh
Rectangular Pattern
Circular Pattern
Pattern on Path
Creates duplicate faces, features, bodies, or components and arranges them in an arc or circular pattern.
Select the objects to pattern, the axis to revolve around, and the quantity.
COMMENTS
Body3

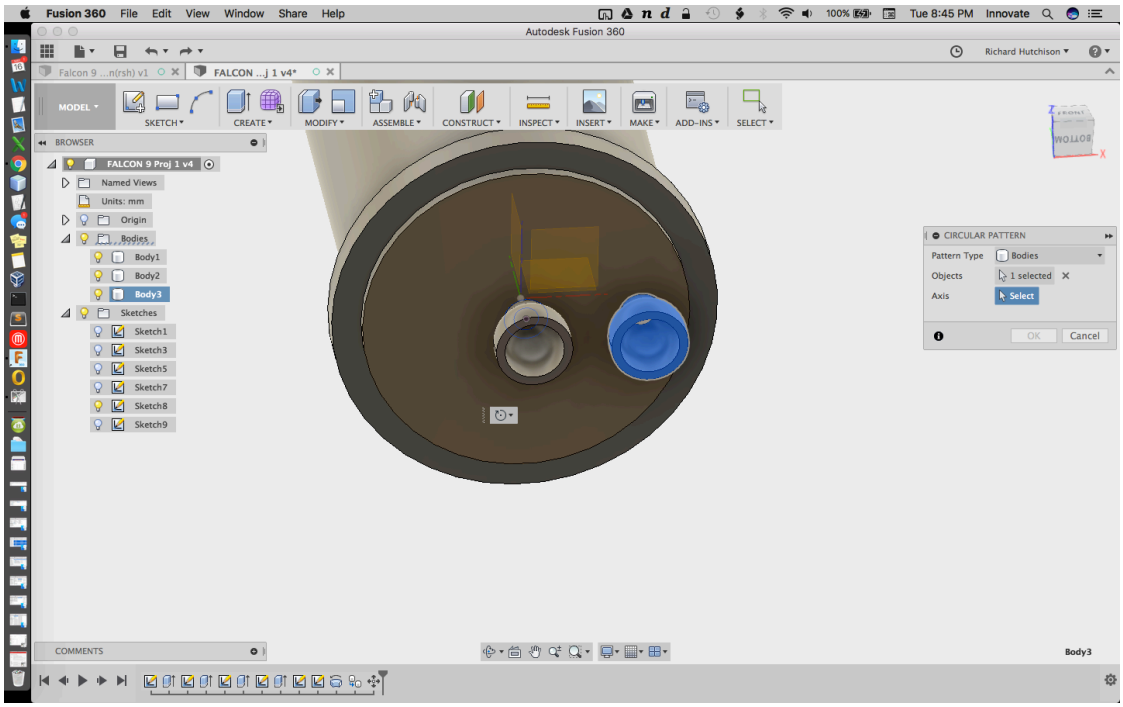
Fusion 360 File Edit View Window Share Help
Autodesk Fusion 360
Richard Hutchison
MODEL
SKETCH
CREATE
MODIFY
ASSEMBLE
CONSTRUCT
INSPECT
INSERT
MAKE
ADD-INS
SELECT
BROWSER
FALCON 9 Proj 1 v4
Named Views
Units: mm
Origin
Bodies
Body1
Body2
Body3
Sketches
Sketch1
Sketch3
Sketch5
Sketch7
Sketch8
Sketch9
CIRCULAR PATTERN
Pattern Type
Bodies
Objects
1 selected
Axis
Select
OK
Cancel
COMMENTS
Body3

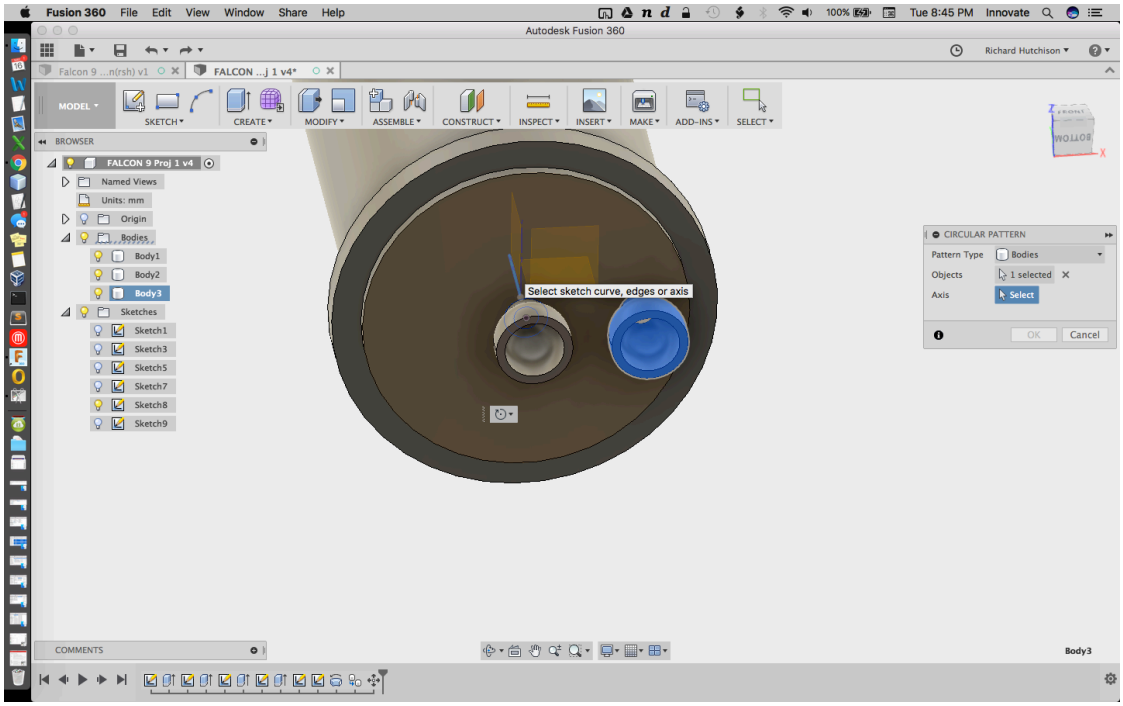
Fusion 360 File Edit View Window Share Help
Autodesk Fusion 360
Richard Hutchison
MODEL
SKETCH
CREATE
MODIFY
ASSEMBLE
CONSTRUCT
INSPECT
INSERT
MAKE
ADD-INS
SELECT
BROWSER
FALCON 9 Proj 1 v4
Named Views
Units: mm
Origin
Bodies
Body1
Body2
Body3
Sketches
Sketch1
Sketch3
Sketch5
Sketch7
Sketch8
Sketch9
Select sketch curve, edges or axis
CIRCULAR PATTERN
Pattern Type
Bodies
Objects
1 selected
Axis
Select
OK
Cancel
COMMENTS
Body3

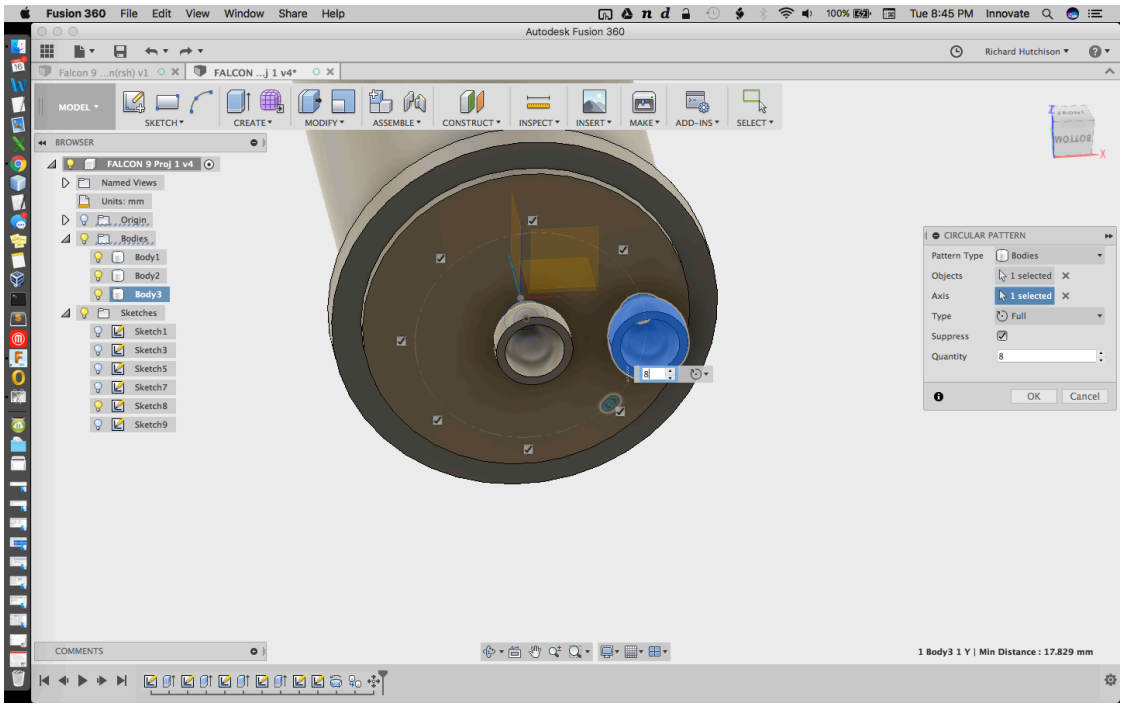
Fusion 360 File Edit View Window Share Help
Tue 8:45 PM Innovate
Autodesk Fusion 360
Richard Hutchison
MODEL
SKETCH
CREATE
MODIFY
ASSEMBLE
CONSTRUCT
INSPECT
INSERT
MAKE
ADD-INS
SELECT
BROWSER
FALCON 9 Proj 1 v4
Named Views
Units: mm
Origin
Bodies
Body1
Body2
Body3
Sketches
Sketch1
Sketch3
Sketch5
Sketch7
Sketch8
Sketch9
CIRCULAR PATTERN
Pattern Type
Bodies
Objects
1 selected
Axis
1 selected
Type
Full
Suppress
Quantity
8
OK
Cancel
COMMENTS
1 Body3 1 Y | Min Distance : 17.829 mm

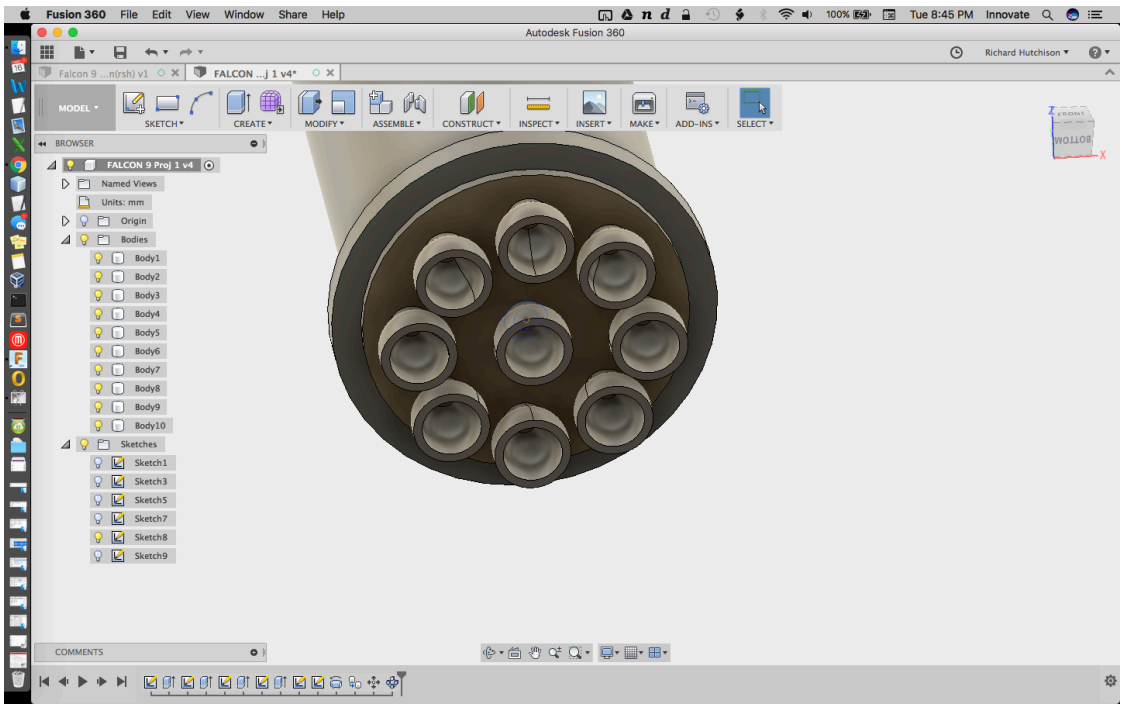
Fusion 360 File Edit View Window Share Help
Tue 8:45 PM Innovate
Autodesk Fusion 360
Richard Hutchison
MODEL
SKETCH
CREATE
MODIFY
ASSEMBLE
CONSTRUCT
INSPECT
INSERT
MAKE
ADD-INS
SELECT
BROWSER
FALCON 9 Proj 1 v4
Named Views
Units: mm
Origin
Bodies
Body1
Body2
Body3
Body4
Body5
Body6
Body7
Body8
Body9
Body10
Sketches
Sketch1
Sketch3
Sketch5
Sketch7
Sketch8
Sketch9
COMMENTS

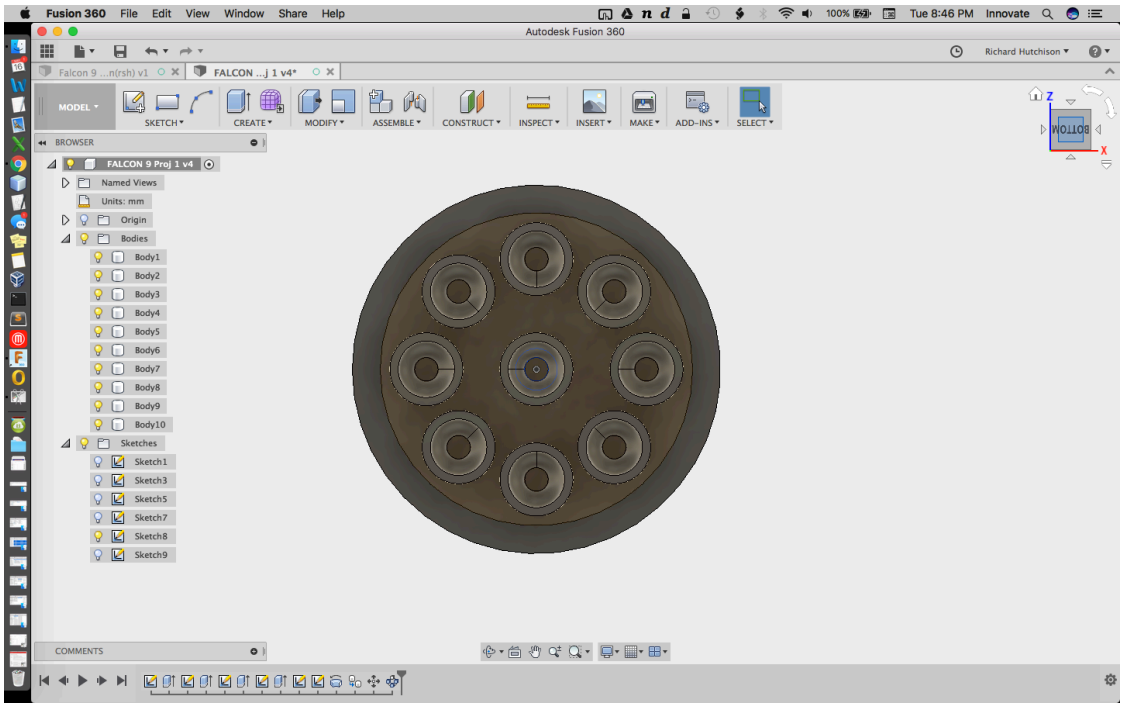
Fusion 360 File Edit View Window Share Help
Tue 8:46 PM Innovate
Autodesk Fusion 360
Richard Hutchison
MODEL
SKETCH
CREATE
MODIFY
ASSEMBLE
CONSTRUCT
INSPECT
INSERT
MAKE
ADD-INS
SELECT
BROWSER
FALCON 9 Proj 1 v4
Named Views
Units: mm
Origin
Bodies
Body1
Body2
Body3
Body4
Body5
Body6
Body7
Body8
Body9
Body10
Sketches
Sketch1
Sketch3
Sketch5
Sketch7
Sketch8
Sketch9
COMMENTS

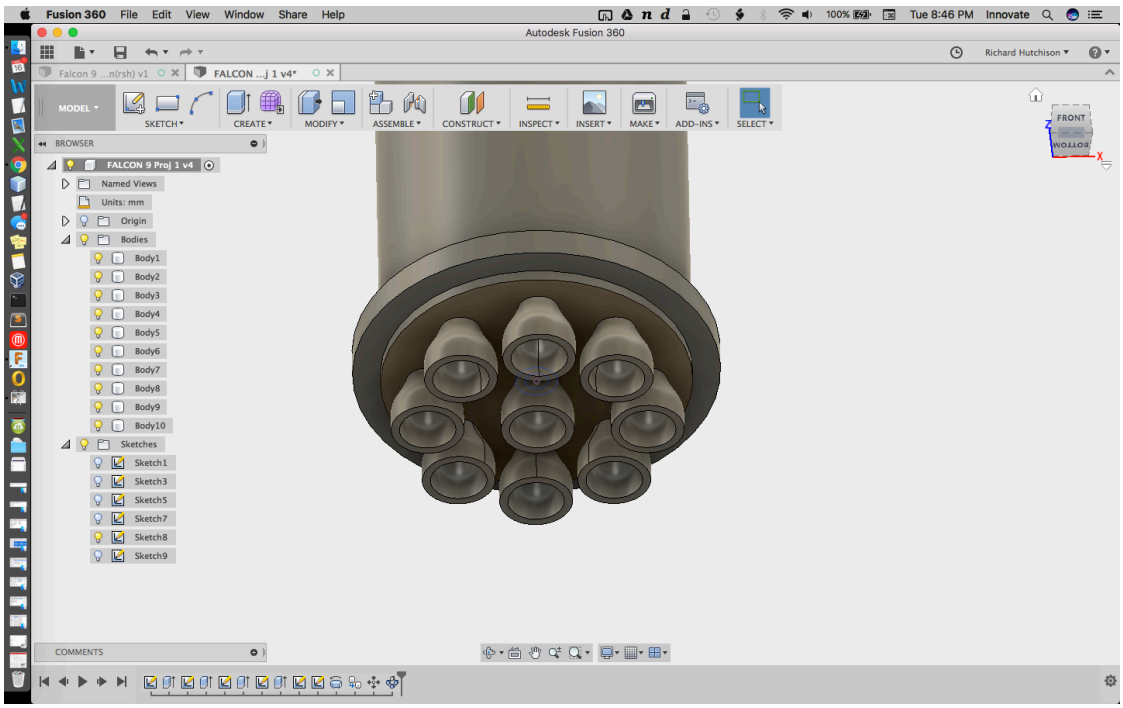
Fusion 360 File Edit View Window Share Help
Tue 8:46 PM Innovate
Autodesk Fusion 360
Richard Hutchison
MODEL
SKETCH
CREATE
MODIFY
ASSEMBLE
CONSTRUCT
INSPECT
INSERT
MAKE
ADD-INS
SELECT
BROWSER
FALCON 9 Proj 1 v4
Named Views
Units: mm
Origin
Bodies
Body1
Body2
Body3
Body4
Body5
Body6
Body7
Body8
Body9
Body10
Sketches
Sketch1
Sketch3
Sketch5
Sketch7
Sketch8
Sketch9
COMMENTS

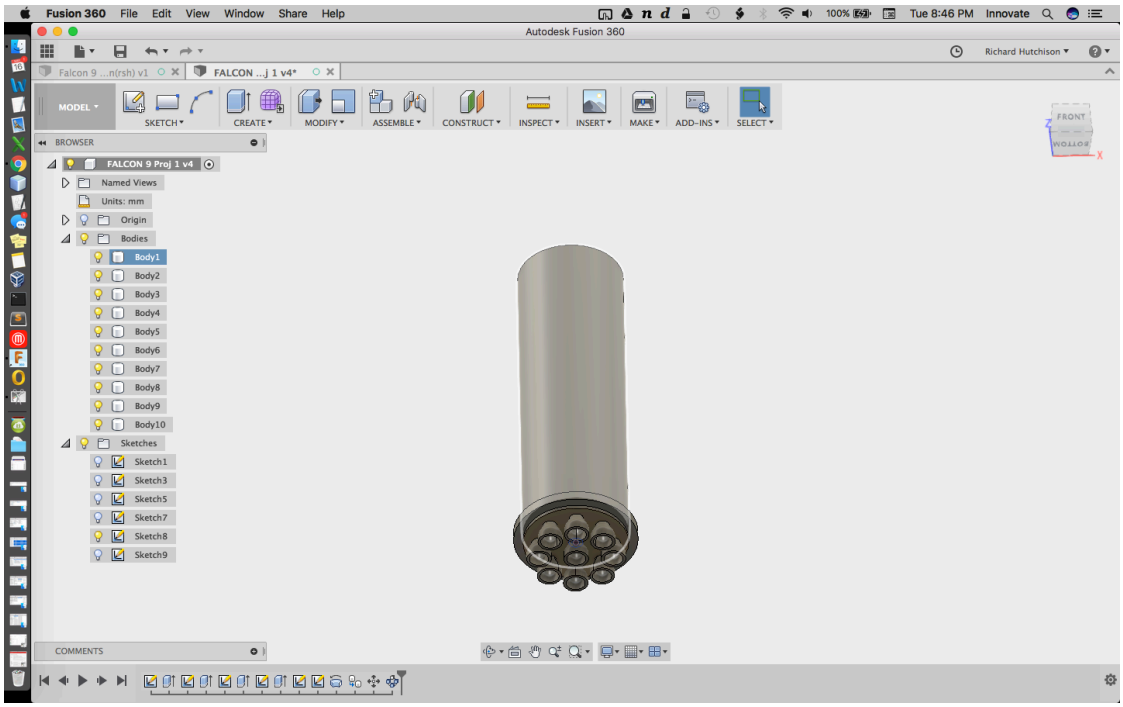
Fusion 360 File Edit View Window Share Help
Tue 8:46 PM Innovate
Autodesk Fusion 360
Richard Hutchison
MODEL
SKETCH
CREATE
MODIFY
ASSEMBLE
CONSTRUCT
INSPECT
INSERT
MAKE
ADD-INS
SELECT
BROWSER
FALCON 9 Proj 1 v4
Named Views
Units: mm
Origin
Bodies
Body1
Body2
Body3
Body4
Body5
Body6
Body7
Body8
Body9
Body10
Sketches
Sketch1
Sketch3
Sketch5
Sketch7
Sketch8
Sketch9
COMMENTS

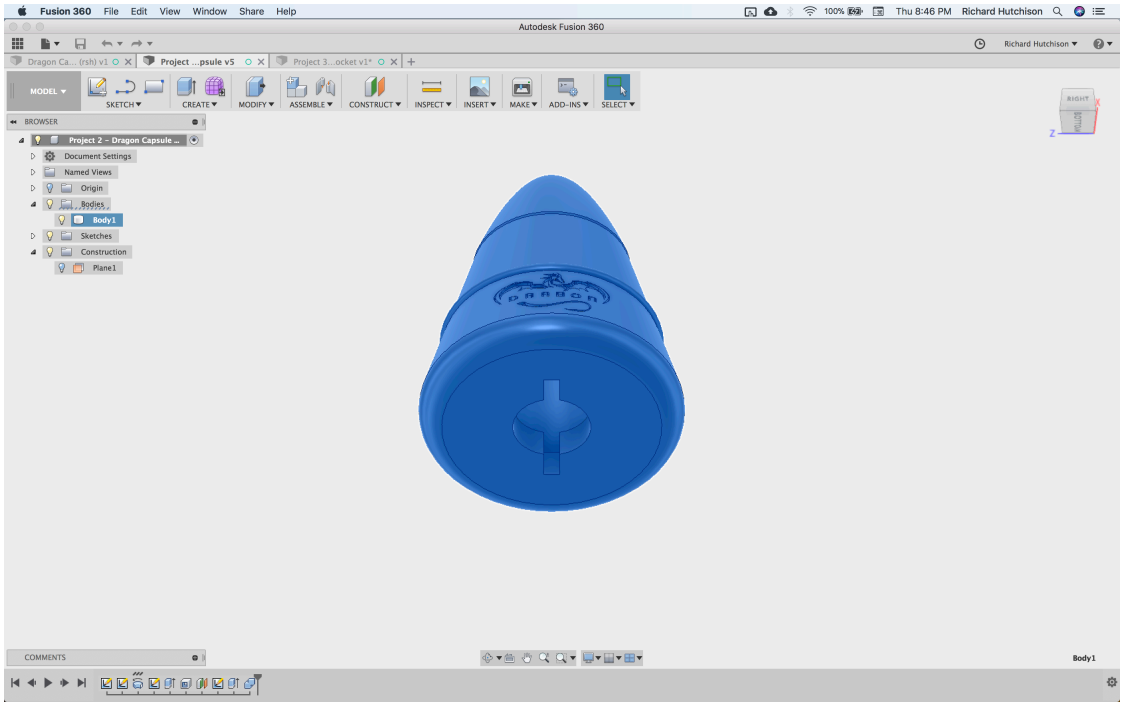
Fusion 360 File Edit View Window Share Help
Thu 8:46 PM Richard Hutchison
Autodesk Fusion 360
MODEL
SKETCH
CREATE
MODIFY
ASSEMBLE
CONSTRUCT
INSPECT
INSERT
MAKE
ADD-INS
SELECT
BROWSER
Project 2 – Dragon Capsule ...
Document Settings
Named Views
Origin
Bodies
Body1
Sketches
Construction
Plane1
COMMENTS
Body1

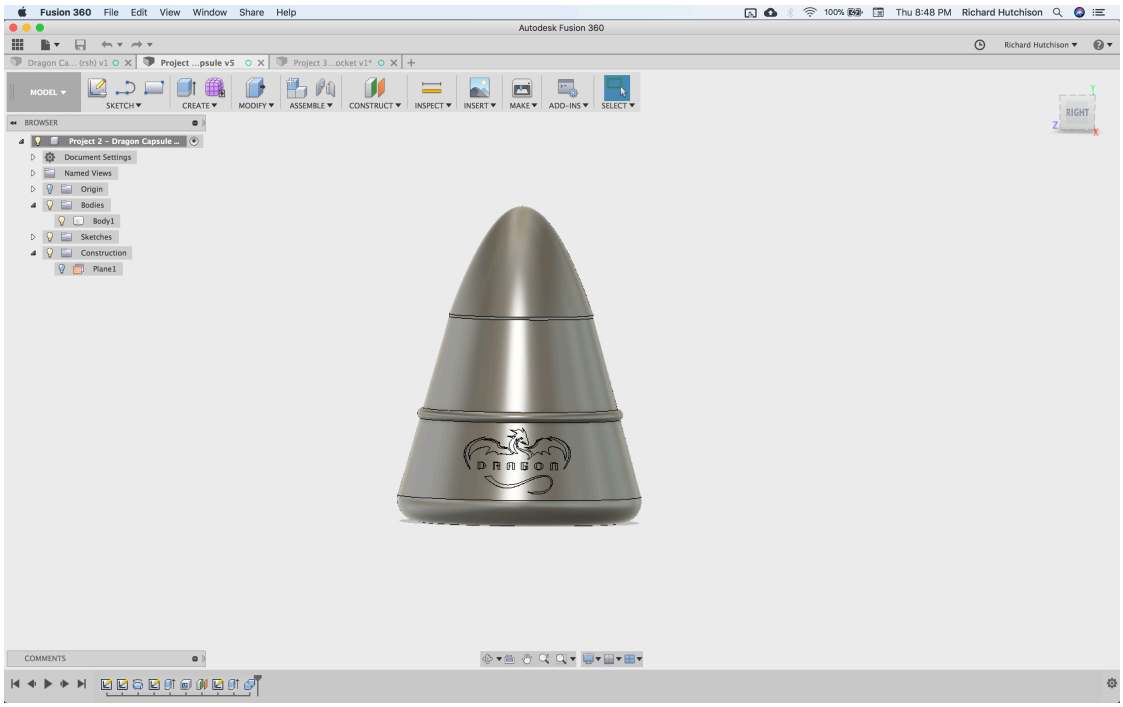
Fusion 360 File Edit View Window Share Help
Thu 8:48 PM Richard Hutchison
Autodesk Fusion 360
MODEL
SKETCH
CREATE
MODIFY
ASSEMBLE
CONSTRUCT
INSPECT
INSERT
MAKE
ADD-INS
SELECT
BROWSER
Project 2 – Dragon Capsule ...
Document Settings
Named Views
Origin
Bodies
Body1
Sketches
Construction
Plane1
RIGHT
COMMENTS

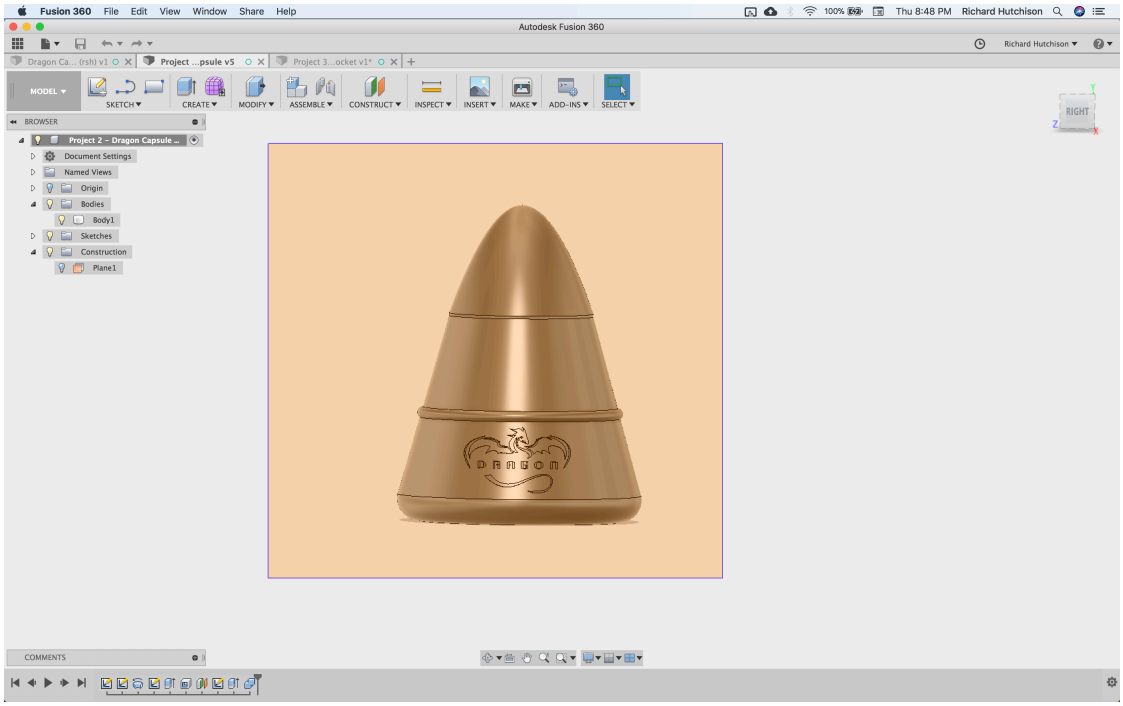
Fusion 360 File Edit View Window Share Help
Thu 8:48 PM Richard Hutchison
Autodesk Fusion 360
MODEL
SKETCH
CREATE
MODIFY
ASSEMBLE
CONSTRUCT
INSPECT
INSERT
MAKE
ADD-INS
SELECT
BROWSER
Project 2 – Dragon Capsule ...
Document Settings
Named Views
Origin
Bodies
Body1
Sketches
Construction
Plane1
RIGHT
COMMENTS

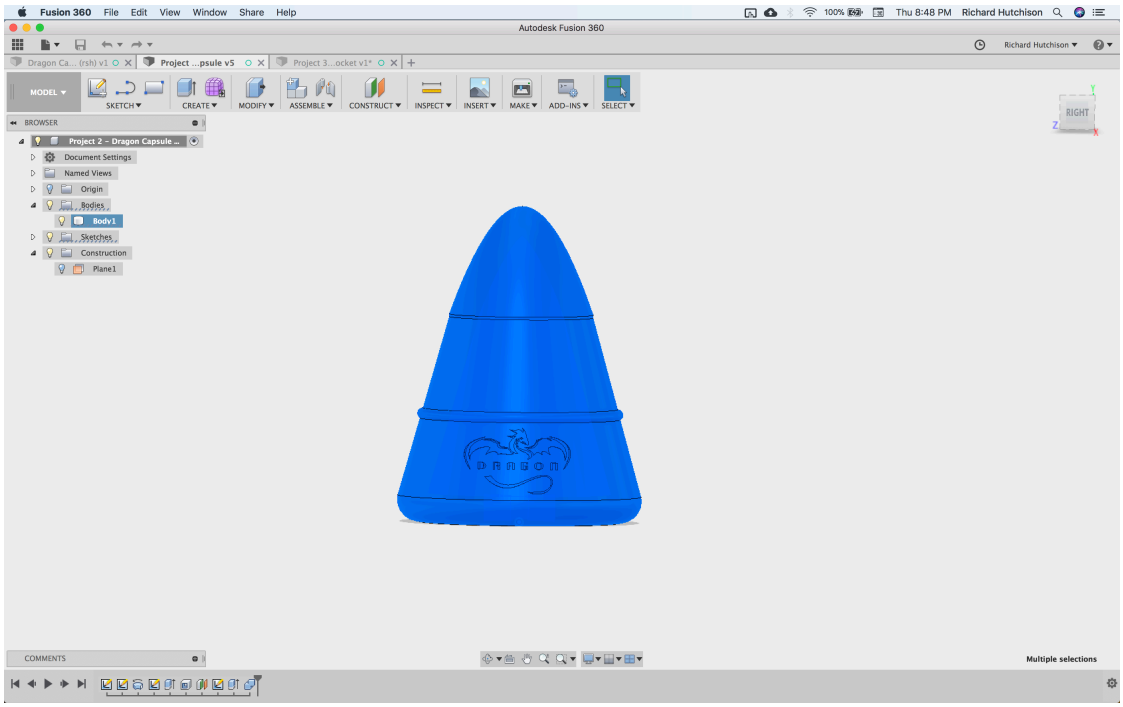
Fusion 360 File Edit View Window Share Help
Thu 8:48 PM Richard Hutchison
Autodesk Fusion 360
MODEL
SKETCH
CREATE
MODIFY
ASSEMBLE
CONSTRUCT
INSPECT
INSERT
MAKE
ADD-INS
SELECT
BROWSER
Project 2 – Dragon Capsule ...
Document Settings
Named Views
Origin
Bodies
Body1
Sketches
Construction
Plane1
RIGHT
COMMENTS
Multiple selections

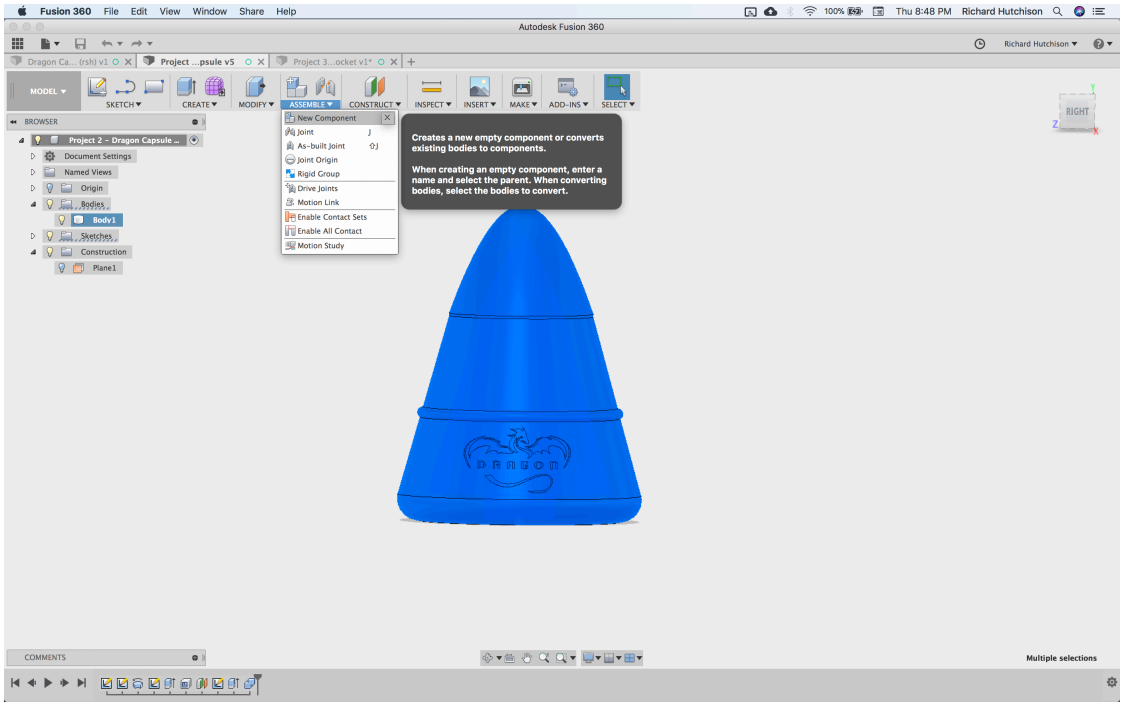
Fusion 360 File Edit View Window Share Help
Thu 8:48 PM Richard Hutchison
Autodesk Fusion 360
MODEL
SKETCH
CREATE
MODIFY
ASSEMBLE
CONSTRUCT
INSPECT
INSERT
MAKE
ADD-INS
SELECT
BROWSER
Project 2 – Dragon Capsule ...
Document Settings
Named Views
Origin
Bodies
Body1
Sketches
Construction
Plane1
New Component
Joint
As-built Joint
Joint Origin
Rigid Group
Drive Joints
Motion Link
Enable Contact Sets
Enable All Contact
Motion Study
Creates a new empty component or converts existing bodies to components.
When creating an empty component, enter a name and select the parent. When converting bodies, select the bodies to convert.
RIGHT
COMMENTS
Multiple selections

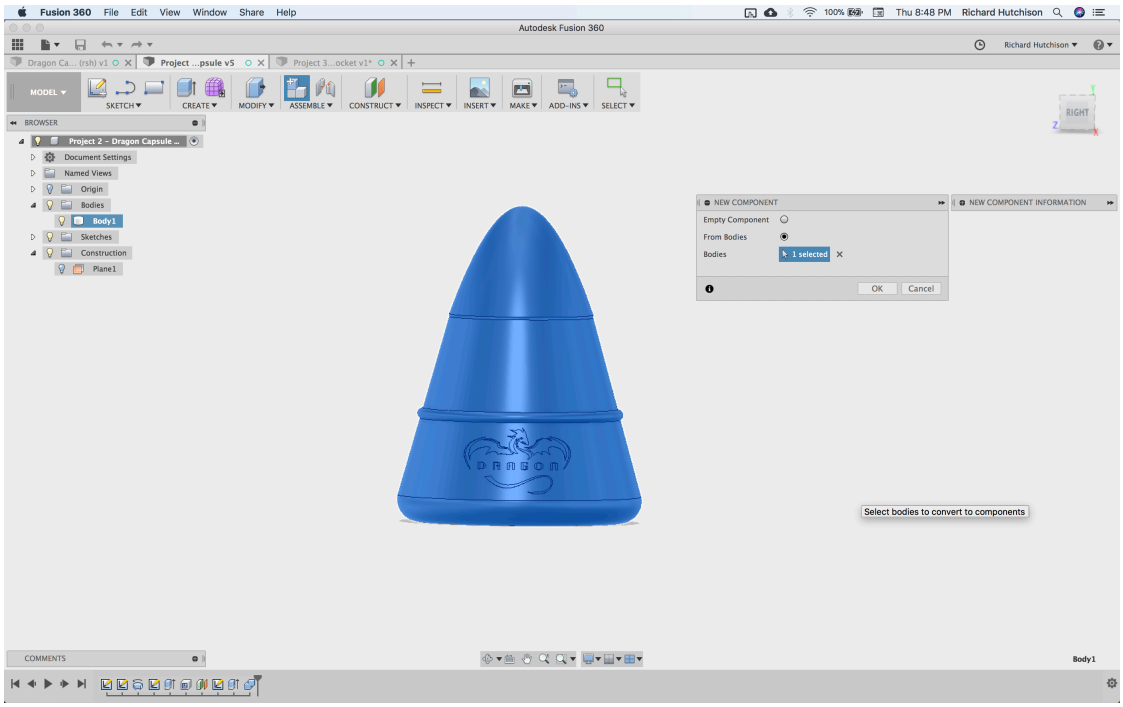
Fusion 360 File Edit View Window Share Help
Thu 8:48 PM Richard Hutchison
Autodesk Fusion 360
MODEL
SKETCH
CREATE
MODIFY
ASSEMBLE
CONSTRUCT
INSPECT
INSERT
MAKE
ADD-INS
SELECT
BROWSER
Project 2 – Dragon Capsule ...
Document Settings
Named Views
Origin
Bodies
Body1
Sketches
Construction
Plane1
NEW COMPONENT
Empty Component
From Bodies
Bodies
1 selected
OK
Cancel
NEW COMPONENT INFORMATION
Select bodies to convert to components
RIGHT
COMMENTS
Body1

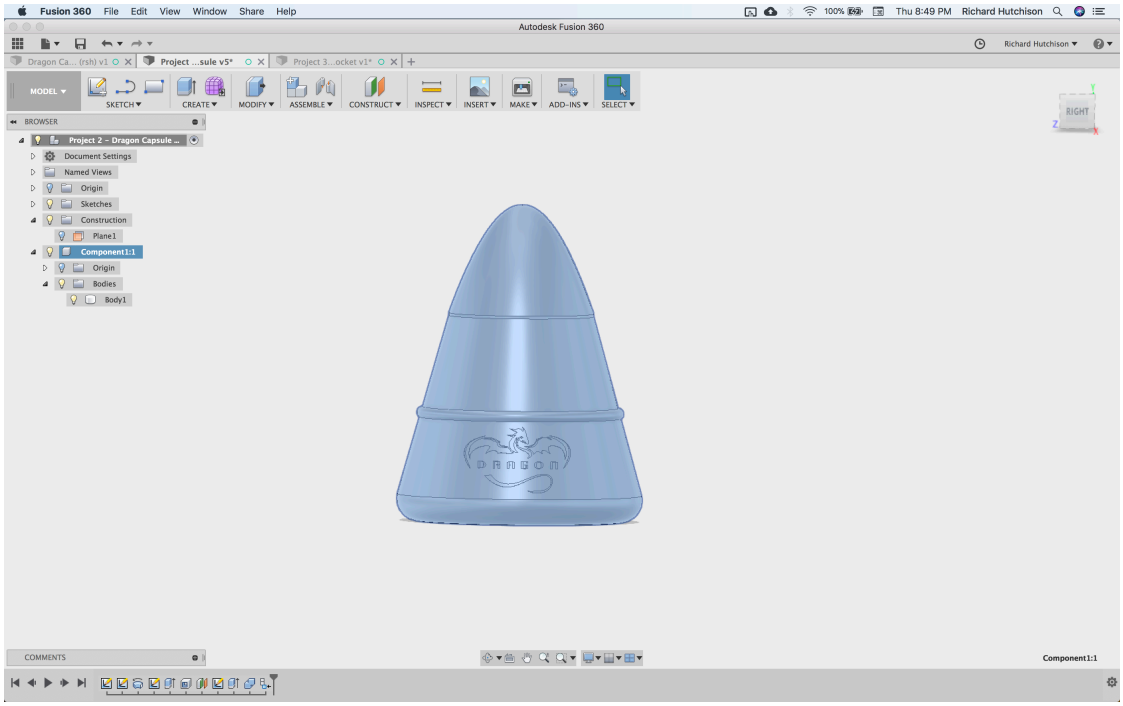
Fusion 360 File Edit View Window Share Help
Thu 8:49 PM Richard Hutchison
Autodesk Fusion 360
MODEL
SKETCH
CREATE
MODIFY
ASSEMBLE
CONSTRUCT
INSPECT
INSERT
MAKE
ADD-INS
SELECT
BROWSER
Project 2 – Dragon Capsule ...
Document Settings
Named Views
Origin
Sketches
Construction
Plane1
Component1:1
Origin
Bodies
Body1
RIGHT
COMMENTS
Component1:1

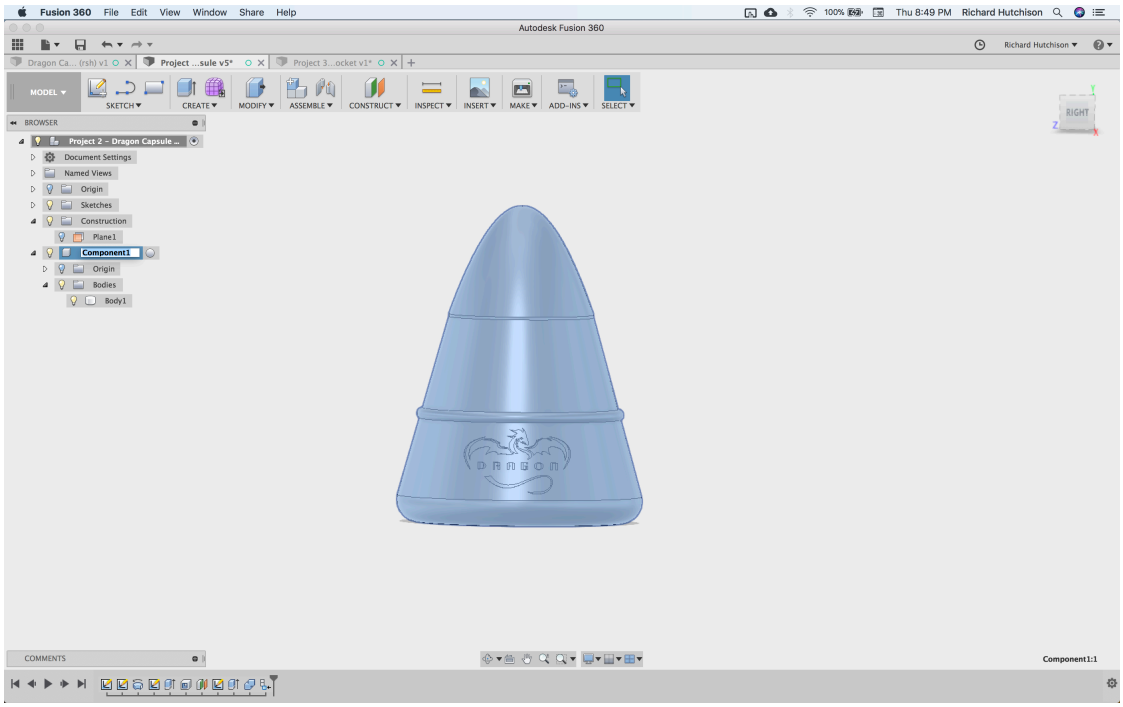
Fusion 360 File Edit View Window Share Help
Thu 8:49 PM Richard Hutchison
Autodesk Fusion 360
MODEL
SKETCH
CREATE
MODIFY
ASSEMBLE
CONSTRUCT
INSPECT
INSERT
MAKE
ADD-INS
SELECT
BROWSER
Project 2 – Dragon Capsule ...
Document Settings
Named Views
Origin
Sketches
Construction
Plane1
Component1
Origin
Bodies
Body1
RIGHT
COMMENTS
Component1:1

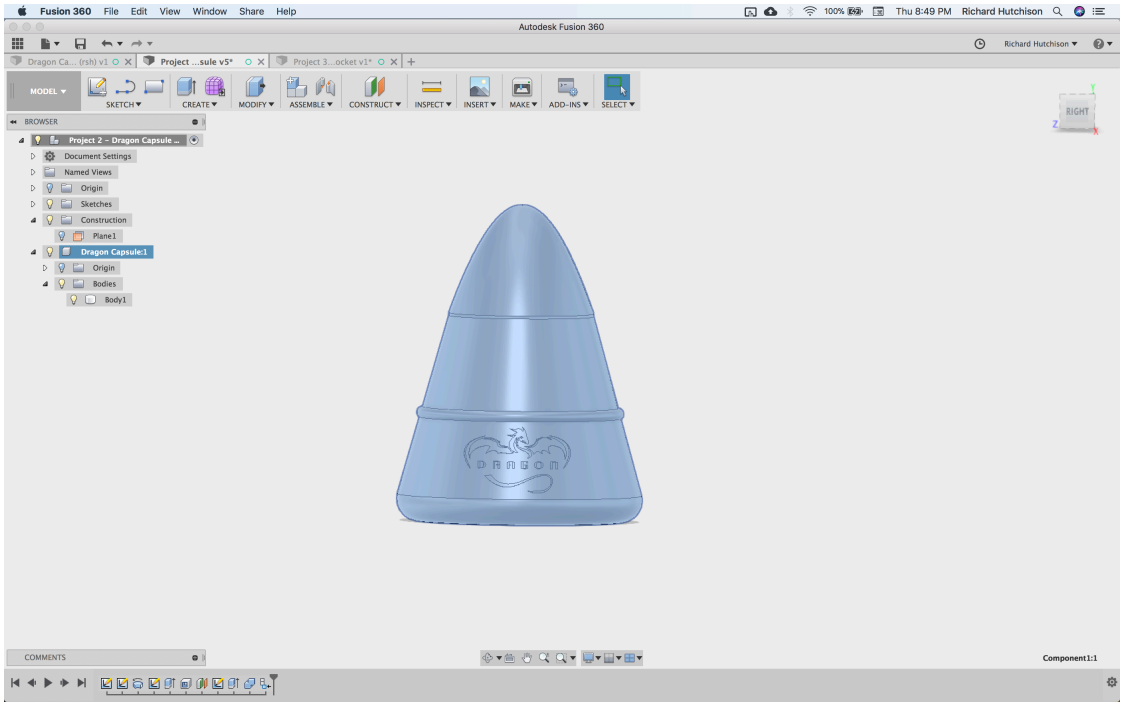
Fusion 360 File Edit View Window Share Help
Thu 8:49 PM Richard Hutchison
Autodesk Fusion 360
MODEL
SKETCH
CREATE
MODIFY
ASSEMBLE
CONSTRUCT
INSPECT
INSERT
MAKE
ADD-INS
SELECT
BROWSER
Project 2 – Dragon Capsule ...
Document Settings
Named Views
Origin
Sketches
Construction
Plane1
Dragon Capsule:1
Origin
Bodies
Body1
RIGHT
COMMENTS
Component1:1

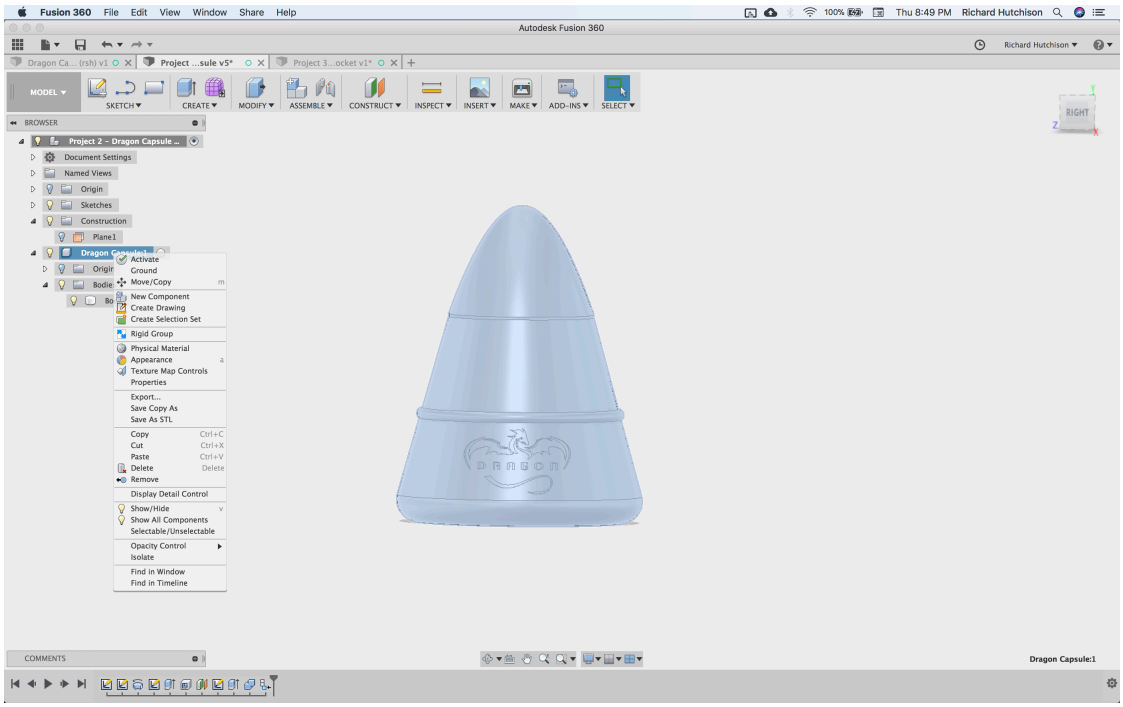
Fusion 360 File Edit View Window Share Help
Thu 8:49 PM Richard Hutchison
Autodesk Fusion 360
MODEL
SKETCH
CREATE
MODIFY
ASSEMBLE
CONSTRUCT
INSPECT
INSERT
MAKE
ADD-INS
SELECT
BROWSER
Project 2 – Dragon Capsule ...
Document Settings
Named Views
Origin
Sketches
Construction
Plane1
Activate
Ground
Move/Copy
New Component
Create Drawing
Create Selection Set
Rigid Group
Physical Material
Appearance
Texture Map Controls
Properties
Export...
Save Copy As
Save As STL
Copy
Cut
Paste
Delete
Remove
Display Detail Control
Show/Hide
Show All Components
Selectable/Unselectable
Opacity Control
Isolate
Find in Window
Find in Timeline
RIGHT
COMMENTS
Dragon Capsule:1

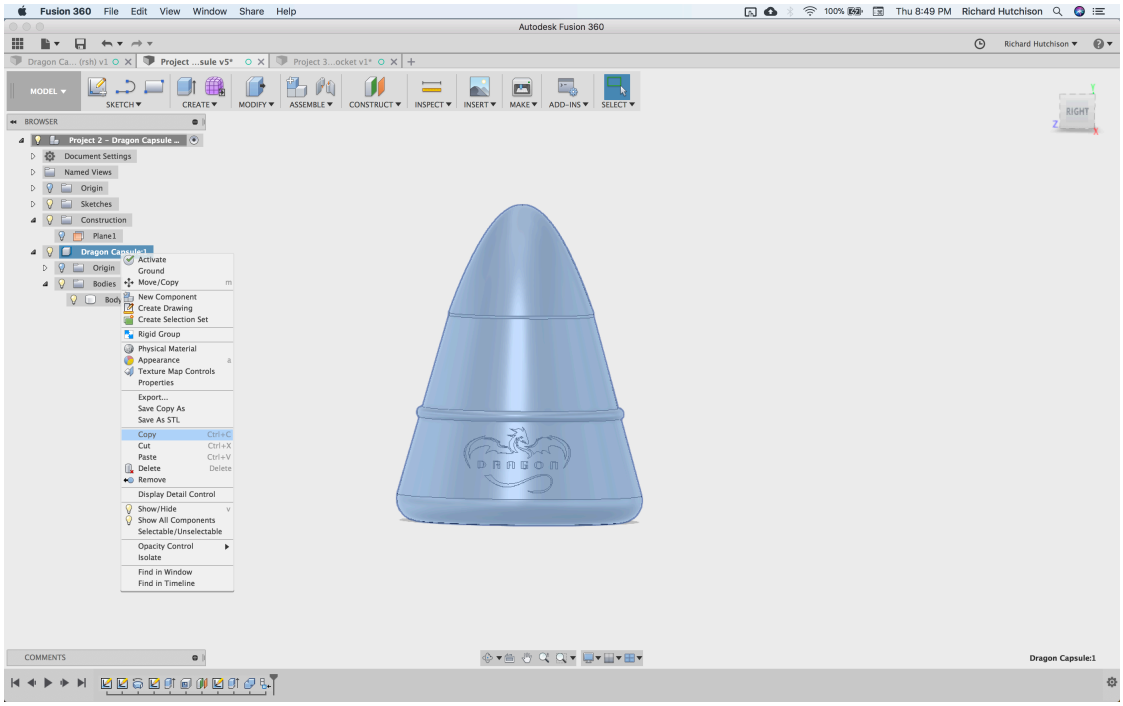
Fusion 360 File Edit View Window Share Help
Thu 8:49 PM Richard Hutchison
Autodesk Fusion 360
MODEL
SKETCH
CREATE
MODIFY
ASSEMBLE
CONSTRUCT
INSPECT
INSERT
MAKE
ADD-INS
SELECT
BROWSER
Project 2 – Dragon Capsule ...
Document Settings
Named Views
Origin
Sketches
Construction
Plane1
Activate
Ground
Move/Copy
New Component
Create Drawing
Create Selection Set
Rigid Group
Physical Material
Appearance
Texture Map Controls
Properties
Export...
Save Copy As
Save As STL
Copy
Cut
Paste
Delete
Remove
Display Detail Control
Show/Hide
Show All Components
Selectable/Unselectable
Opacity Control
Isolate
Find in Window
Find in Timeline
RIGHT
COMMENTS
Dragon Capsule:1

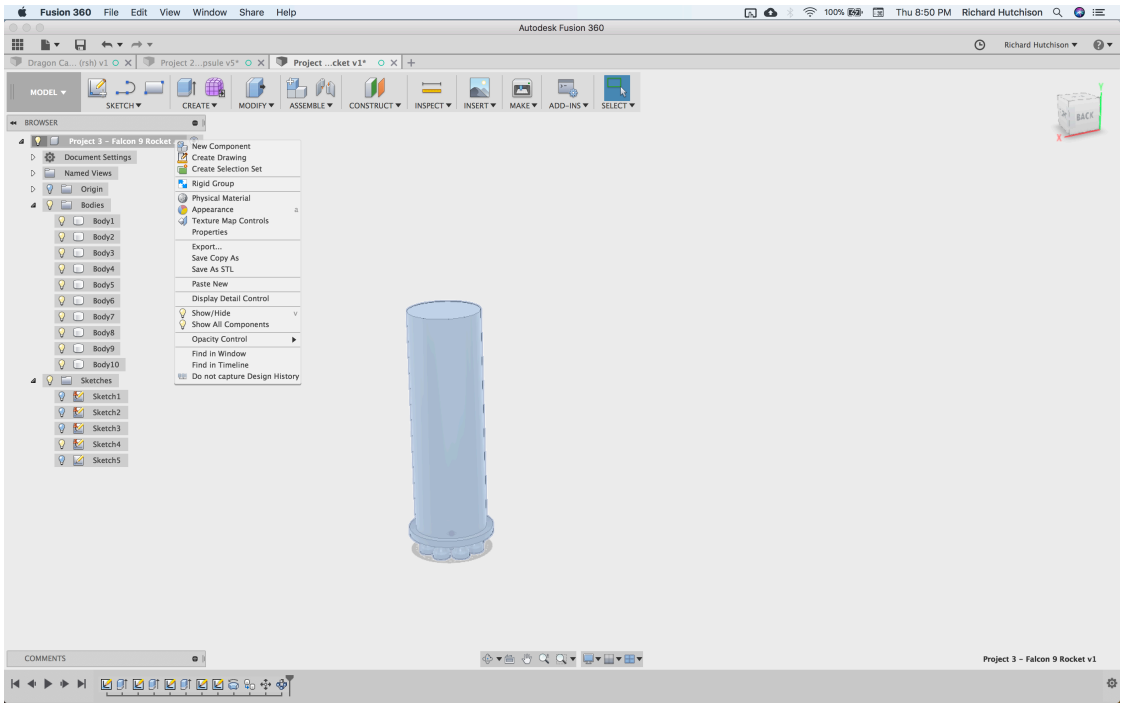
Fusion 360 File Edit View Window Share Help
Thu 8:50 PM Richard Hutchison
Autodesk Fusion 360
MODEL
SKETCH
CREATE
MODIFY
ASSEMBLE
CONSTRUCT
INSPECT
INSERT
MAKE
ADD-INS
SELECT
BROWSER
Project 3 - Falcon 9 Rocket v1
Document Settings
Named Views
Origin
Bodies
Body1
Body2
Body3
Body4
Body5
Body6
Body7
Body8
Body9
Body10
Sketches
Sketch1
Sketch2
Sketch3
Sketch4
Sketch5
New Component
Create Drawing
Create Selection Set
Rigid Group
Physical Material
Appearance
Texture Map Controls
Properties
Export...
Save Copy As
Save As STL
Paste New
Display Detail Control
Show/Hide
Show All Components
Opacity Control
Find in Window
Find in Timeline
Do not capture Design History
COMMENTS
Project 3 - Falcon 9 Rocket v1

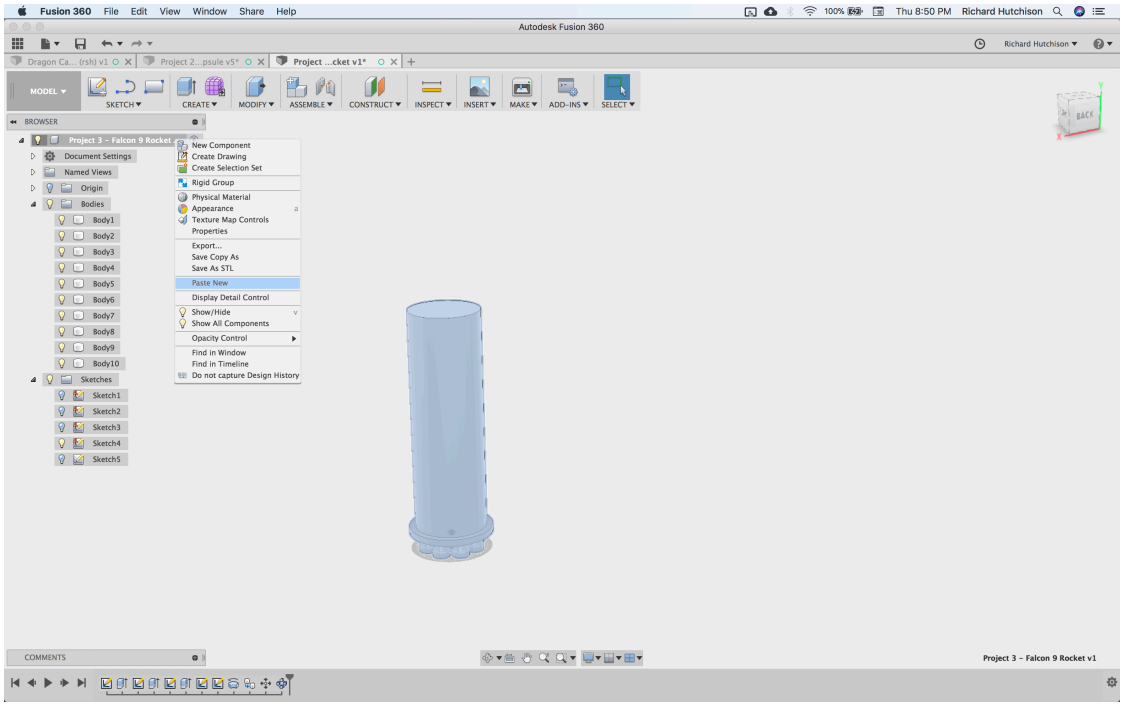
Fusion 360 File Edit View Window Share Help
Thu 8:50 PM Richard Hutchison
Autodesk Fusion 360
MODEL
SKETCH
CREATE
MODIFY
ASSEMBLE
CONSTRUCT
INSPECT
INSERT
MAKE
ADD-INS
SELECT
BROWSER
Project 3 - Falcon 9 Rocket v1
Document Settings
Named Views
Origin
Bodies
Body1
Body2
Body3
Body4
Body5
Body6
Body7
Body8
Body9
Body10
Sketches
Sketch1
Sketch2
Sketch3
Sketch4
Sketch5
New Component
Create Drawing
Create Selection Set
Rigid Group
Physical Material
Appearance
Texture Map Controls
Properties
Export...
Save Copy As
Save As STL
Paste New
Display Detail Control
Show/Hide
Show All Components
Opacity Control
Find in Window
Find in Timeline
Do not capture Design History
COMMENTS
Project 3 - Falcon 9 Rocket v1

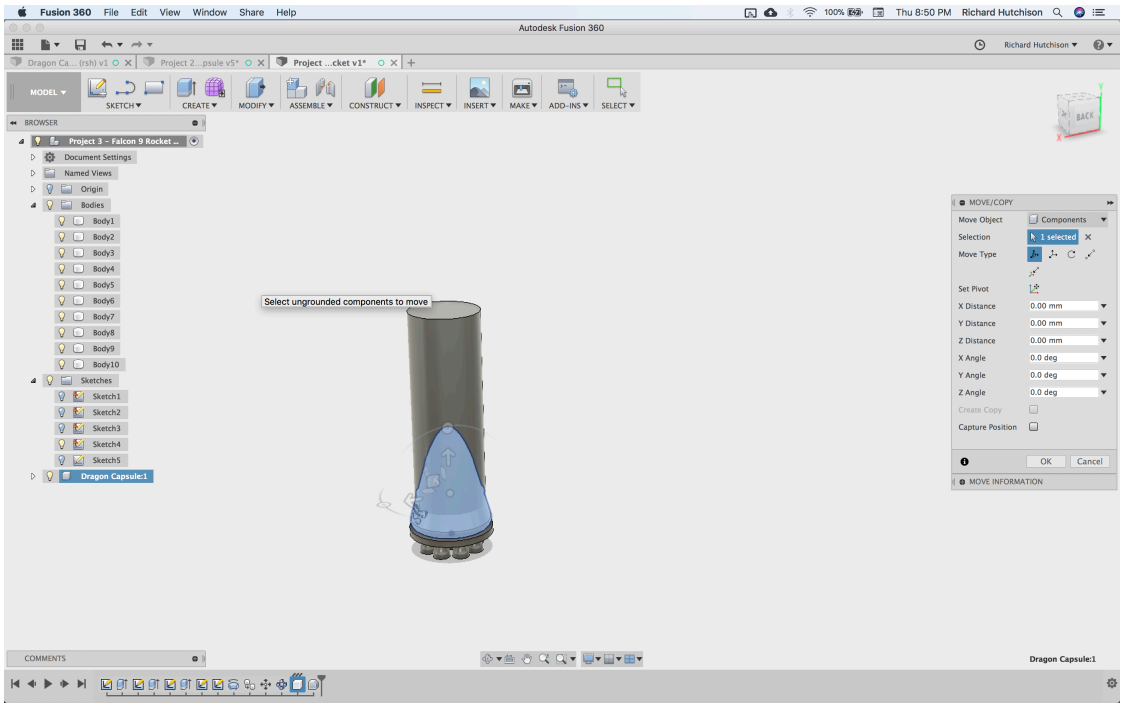
Fusion 360 File Edit View Window Share Help
Thu 8:50 PM Richard Hutchison
Autodesk Fusion 360
MODEL
SKETCH
CREATE
MODIFY
ASSEMBLE
CONSTRUCT
INSPECT
INSERT
MAKE
ADD-INS
SELECT
BROWSER
Project 3 - Falcon 9 Rocket ...
Document Settings
Named Views
Origin
Bodies
Body1
Body2
Body3
Body4
Body5
Body6
Body7
Body8
Body9
Body10
Sketches
Sketch1
Sketch2
Sketch3
Sketch4
Sketch5
Dragon Capsule:1
Select ungrounded components to move
MOVE/COPY
Move Object
Components
Selection
1 selected
Move Type
Set Pivot
X Distance
0.00 mm
Y Distance
0.00 mm
Z Distance
0.00 mm
X Angle
0.0 deg
Y Angle
0.0 deg
Z Angle
0.0 deg
Create Copy
Capture Position
OK
Cancel
MOVE INFORMATION
COMMENTS
Dragon Capsule:1

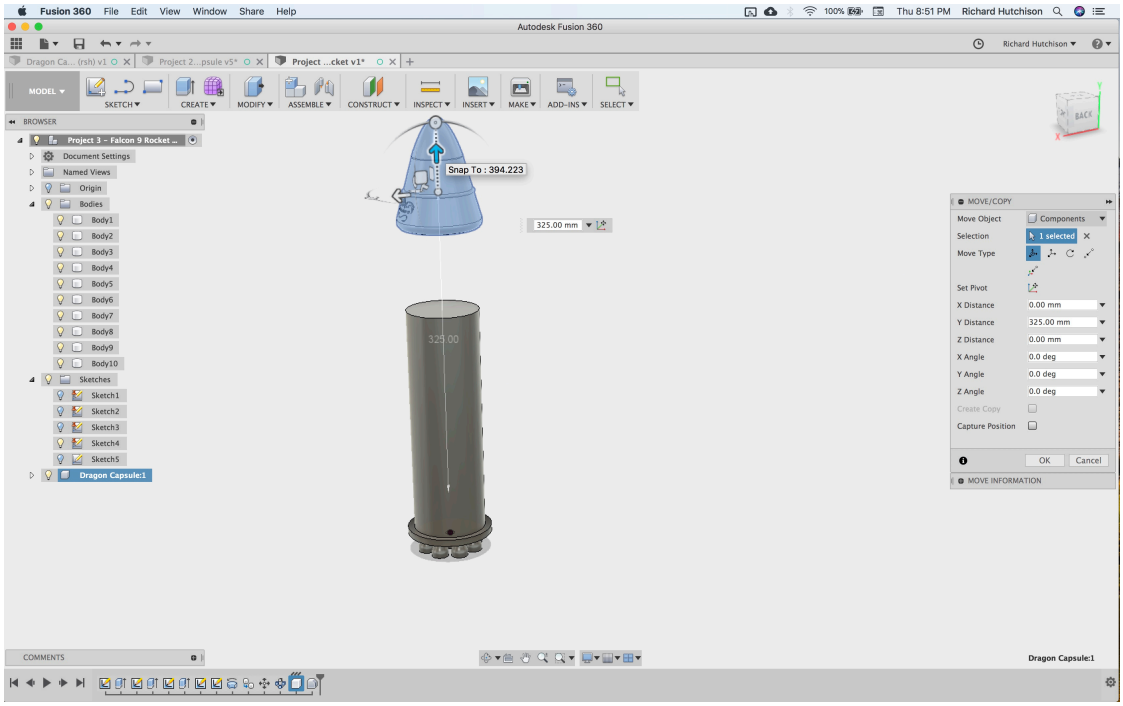
Fusion 360 File Edit View Window Share Help
Thu 8:51 PM Richard Hutchison
Autodesk Fusion 360
MODEL
SKETCH
CREATE
MODIFY
ASSEMBLE
CONSTRUCT
INSPECT
INSERT
MAKE
ADD-INS
SELECT
BROWSER
Project 3 - Falcon 9 Rocket ...
Document Settings
Named Views
Origin
Bodies
Body1
Body2
Body3
Body4
Body5
Body6
Body7
Body8
Body9
Body10
Sketches
Sketch1
Sketch2
Sketch3
Sketch4
Sketch5
Dragon Capsule:1
Snap To : 394.223
325.00 mm
325.00
MOVE/COPY
Move Object
Components
Selection
1 selected
Move Type
Set Pivot
X Distance
0.00 mm
Y Distance
325.00 mm
Z Distance
0.00 mm
X Angle
0.0 deg
Y Angle
0.0 deg
Z Angle
0.0 deg
Create Copy
Capture Position
OK
Cancel
MOVE INFORMATION
COMMENTS
Dragon Capsule:1

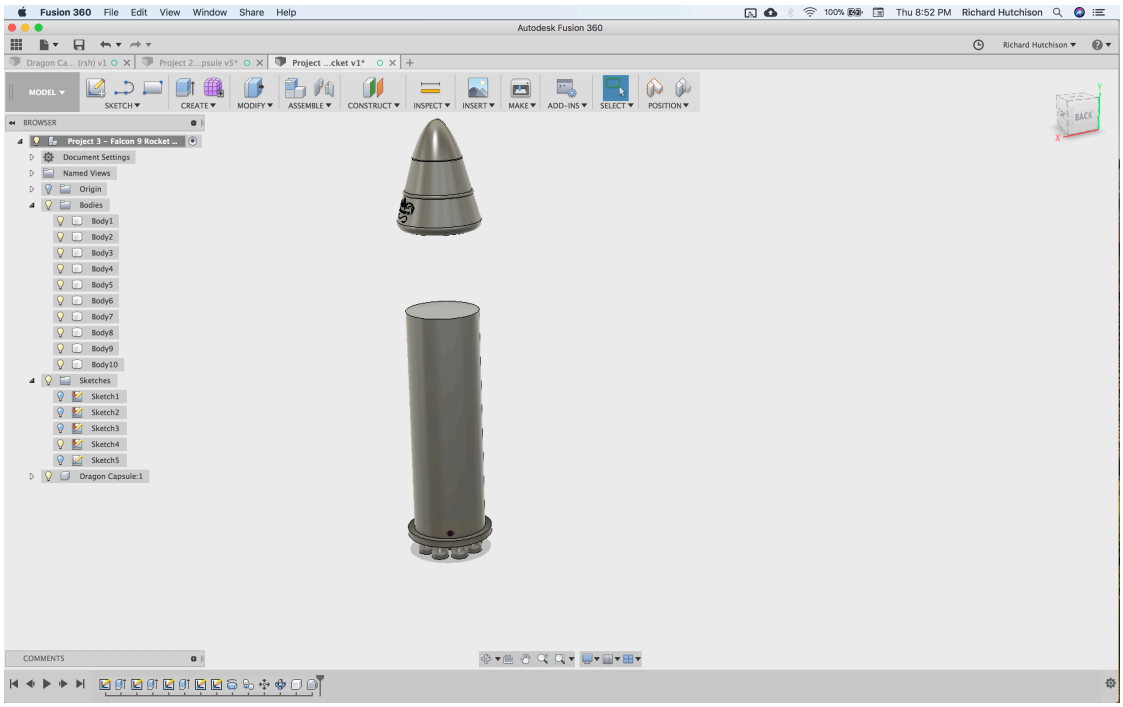
Fusion 360 File Edit View Window Share Help
Thu 8:52 PM Richard Hutchison
Autodesk Fusion 360
MODEL
SKETCH
CREATE
MODIFY
ASSEMBLE
CONSTRUCT
INSPECT
INSERT
MAKE
ADD-INS
SELECT
POSITION
BROWSER
Project 3 - Falcon 9 Rocket ...
Document Settings
Named Views
Origin
Bodies
Body1
Body2
Body3
Body4
Body5
Body6
Body7
Body8
Body9
Body10
Sketches
Sketch1
Sketch2
Sketch3
Sketch4
Sketch5
Dragon Capsule:1
COMMENTS

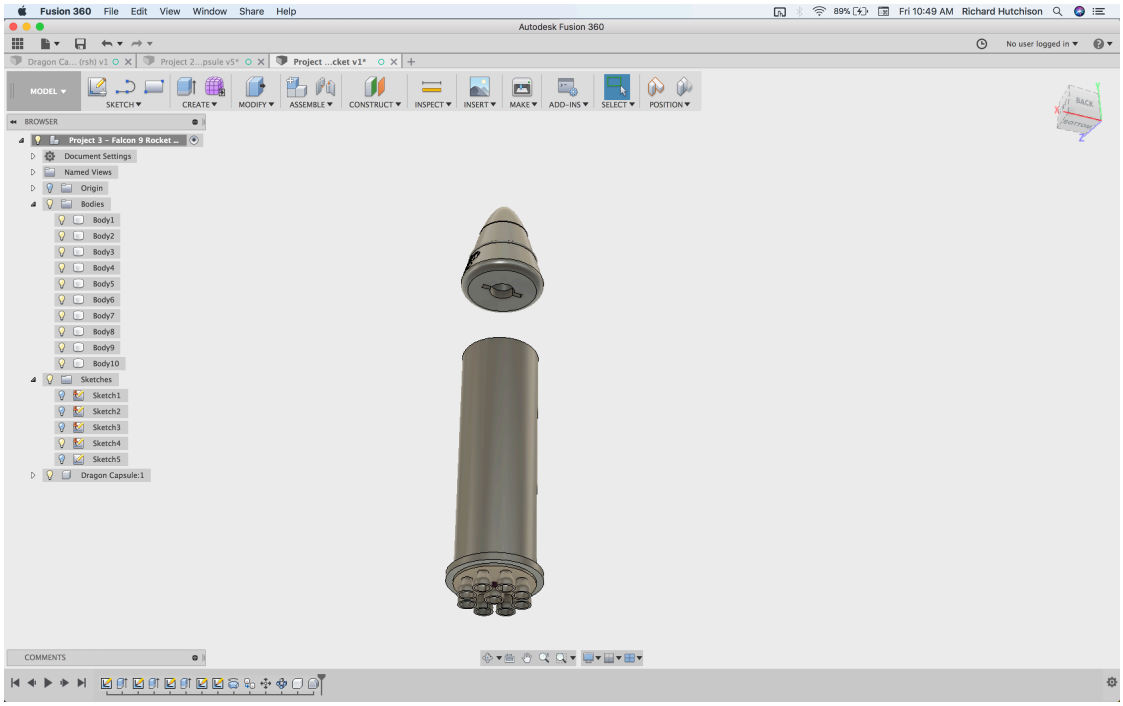
Fusion 360 File Edit View Window Share Help
Fri 10:49 AM Richard Hutchison
Autodesk Fusion 360
MODEL
SKETCH
CREATE
MODIFY
ASSEMBLE
CONSTRUCT
INSPECT
INSERT
MAKE
ADD-INS
SELECT
POSITION
BROWSER
Project 3 - Falcon 9 Rocket ...
Document Settings
Named Views
Origin
Bodies
Body1
Body2
Body3
Body4
Body5
Body6
Body7
Body8
Body9
Body10
Sketches
Sketch1
Sketch2
Sketch3
Sketch4
Sketch5
Dragon Capsule:1
COMMENTS

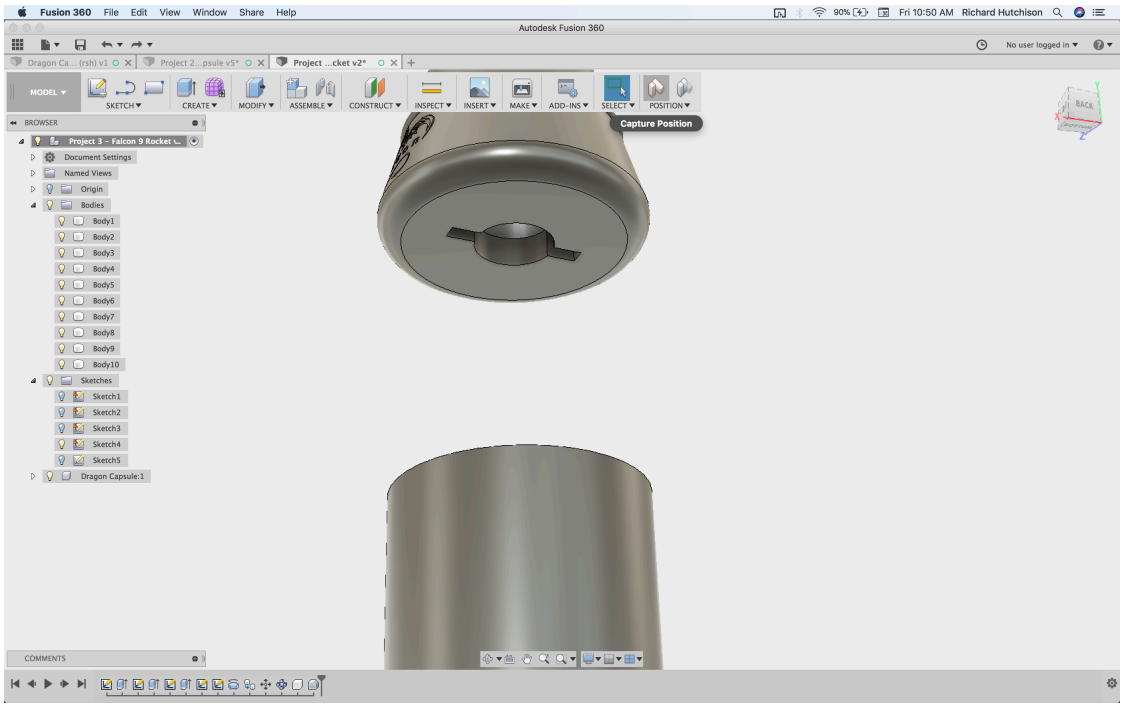
Fusion 360 File Edit View Window Share Help
Fri 10:50 AM Richard Hutchison
Autodesk Fusion 360
No user logged in
MODEL
SKETCH
CREATE
MODIFY
ASSEMBLE
CONSTRUCT
INSPECT
INSERT
MAKE
ADD-INS
SELECT
POSITION
Capture Position
BROWSER
Project 3 - Falcon 9 Rocket
Document Settings
Named Views
Origin
Bodies
Body1
Body2
Body3
Body4
Body5
Body6
Body7
Body8
Body9
Body10
Sketches
Sketch1
Sketch2
Sketch3
Sketch4
Sketch5
Dragon Capsule:1
COMMENTS

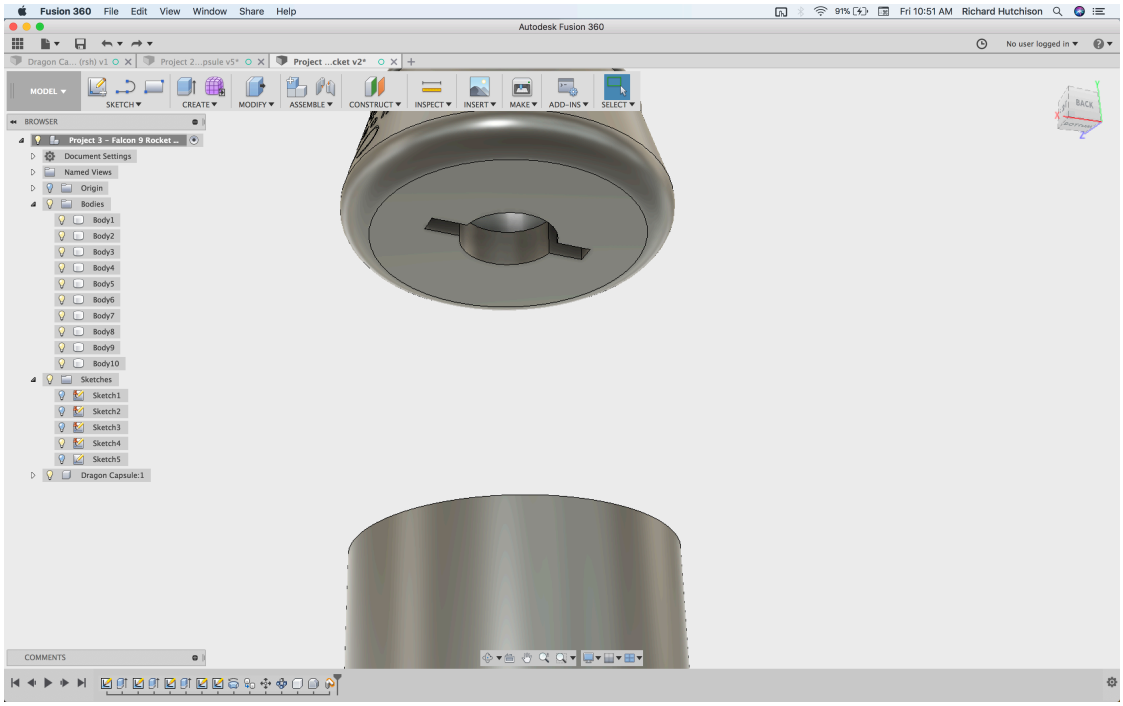
Fusion 360 File Edit View Window Share Help
Fri 10:51 AM Richard Hutchison
Autodesk Fusion 360
No user logged in
MODEL
SKETCH
CREATE
MODIFY
ASSEMBLE
CONSTRUCT
INSPECT
INSERT
MAKE
ADD-INS
SELECT
BROWSER
Project 3 - Falcon 9 Rocket
Document Settings
Named Views
Origin
Bodies
Body1
Body2
Body3
Body4
Body5
Body6
Body7
Body8
Body9
Body10
Sketches
Sketch1
Sketch2
Sketch3
Sketch4
Sketch5
Dragon Capsule:1
COMMENTS

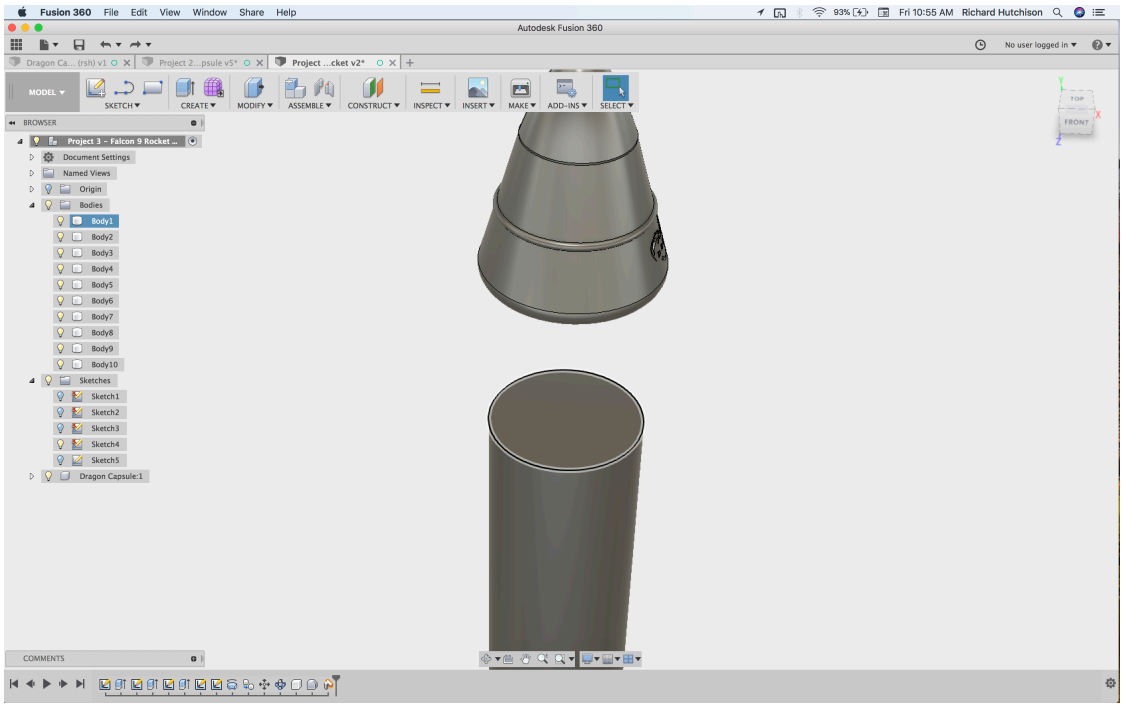
Fusion 360 File Edit View Window Share Help
Autodesk Fusion 360
MODEL
SKETCH
CREATE
MODIFY
ASSEMBLE
CONSTRUCT
INSPECT
INSERT
MAKE
ADD-INS
SELECT
BROWSER
Project 3 - Falcon 9 Rocket ...
Document Settings
Named Views
Origin
Bodies
Body1
Body2
Body3
Body4
Body5
Body6
Body7
Body8
Body9
Body10
Sketches
Sketch1
Sketch2
Sketch3
Sketch4
Sketch5
Dragon Capsule:1
COMMENTS

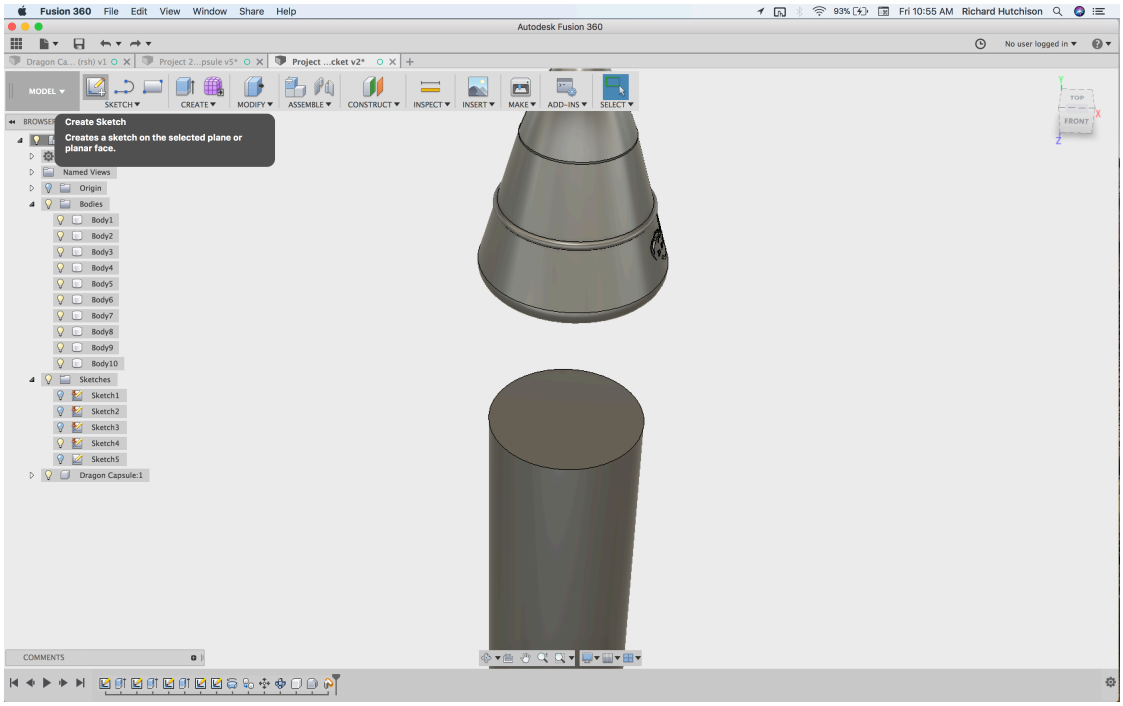
Fusion 360 File Edit View Window Share Help
Autodesk Fusion 360
MODEL
SKETCH
CREATE
MODIFY
ASSEMBLE
CONSTRUCT
INSPECT
INSERT
MAKE
ADD-INS
SELECT
Create Sketch
Creates a sketch on the selected plane or planar face.
Named Views
Origin
Bodies
Body1
Body2
Body3
Body4
Body5
Body6
Body7
Body8
Body9
Body10
Sketches
Sketch1
Sketch2
Sketch3
Sketch4
Sketch5
Dragon Capsule:1
COMMENTS

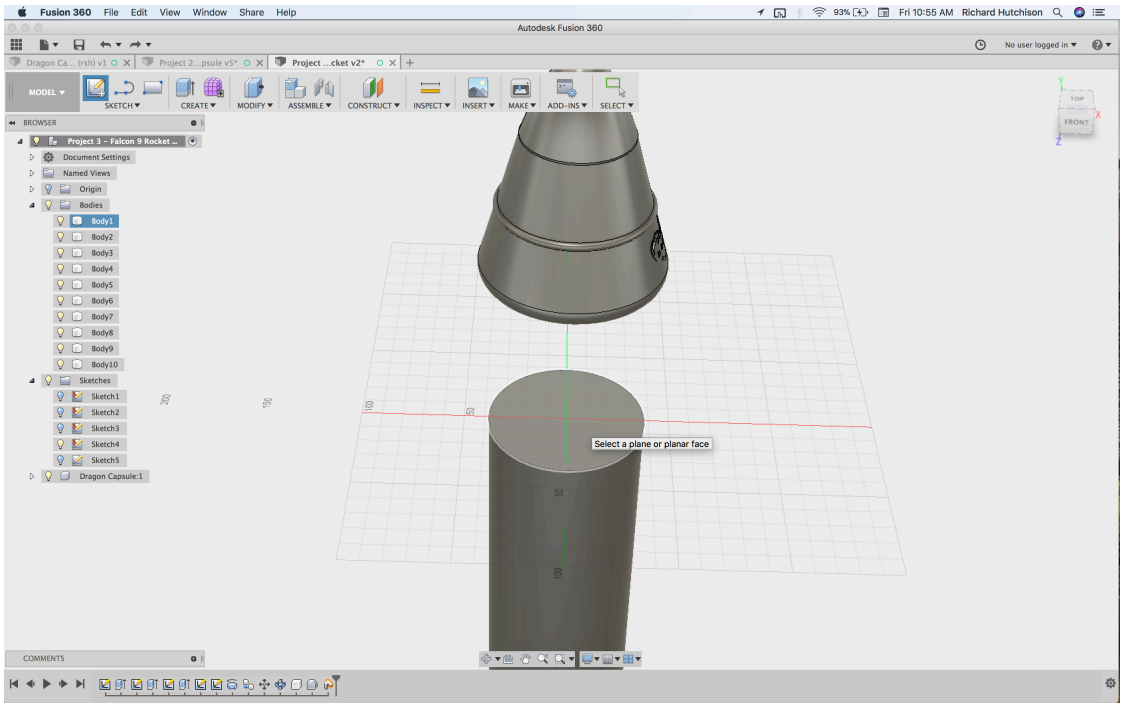
Fusion 360 File Edit View Window Share Help
Fri 10:55 AM Richard Hutchison
Autodesk Fusion 360
MODEL
SKETCH
CREATE
MODIFY
ASSEMBLE
CONSTRUCT
INSPECT
INSERT
MAKE
ADD-INS
SELECT
BROWSER
Project 3 - Falcon 9 Rocket ...
Document Settings
Named Views
Origin
Bodies
Body1
Body2
Body3
Body4
Body5
Body6
Body7
Body8
Body9
Body10
Sketches
Sketch1
Sketch2
Sketch3
Sketch4
Sketch5
Dragon Capsule:1
Select a plane or planar face
COMMENTS

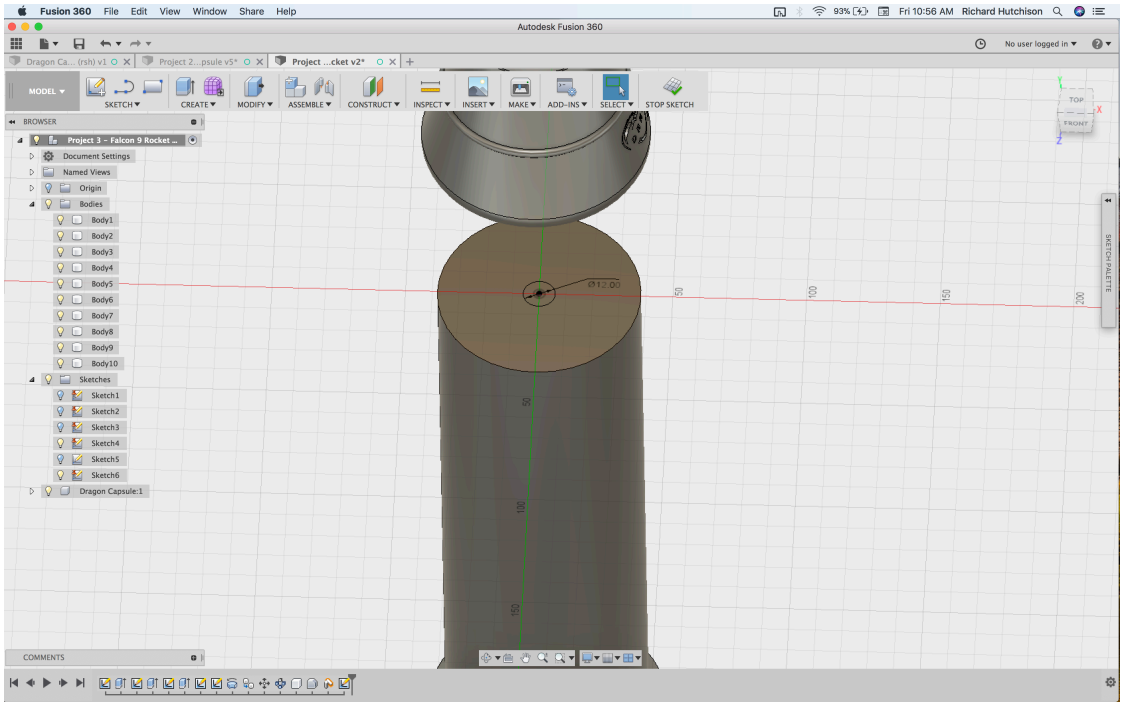
Fusion 360 File Edit View Window Share Help
Fri 10:56 AM Richard Hutchison
Autodesk Fusion 360
MODEL
SKETCH
CREATE
MODIFY
ASSEMBLE
CONSTRUCT
INSPECT
INSERT
MAKE
ADD-INS
SELECT
STOP SKETCH
BROWSER
Project 3 - Falcon 9 Rocket ...
Document Settings
Named Views
Origin
Bodies
Body1
Body2
Body3
Body4
Body5
Body6
Body7
Body8
Body9
Body10
Sketches
Sketch1
Sketch2
Sketch3
Sketch4
Sketch5
Sketch6
Dragon Capsule:1
SKETCH PALETTE
COMMENTS

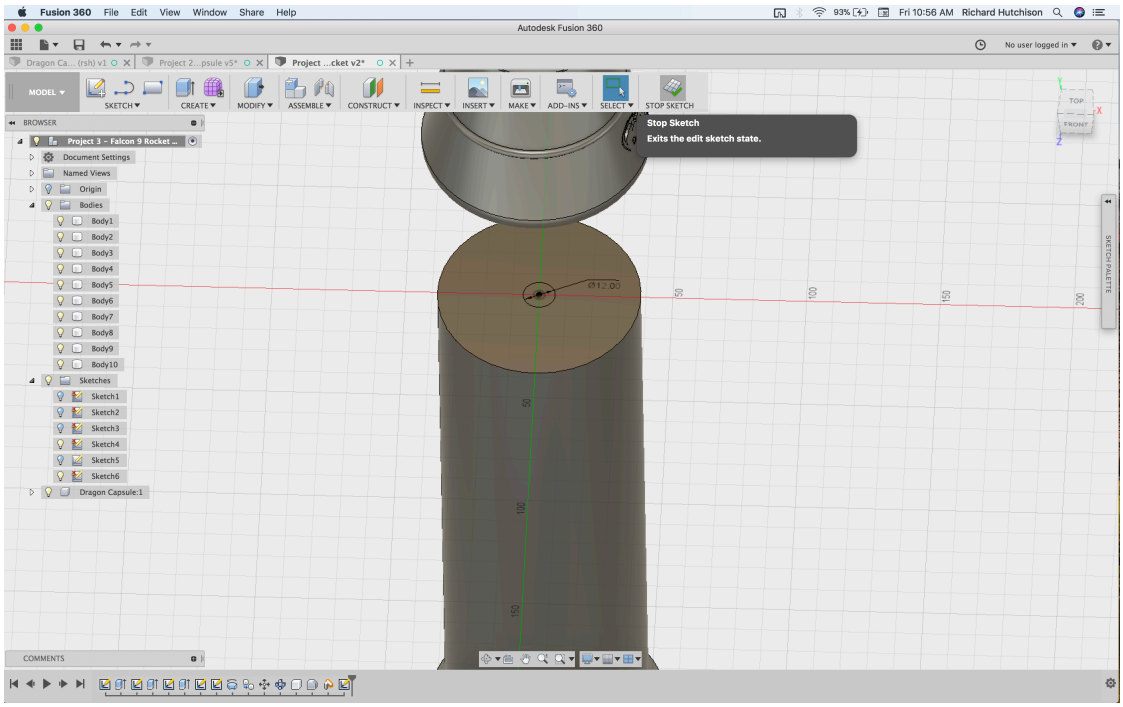
Fusion 360 File Edit View Window Share Help
Fri 10:56 AM Richard Hutchison
Autodesk Fusion 360
MODEL
SKETCH
CREATE
MODIFY
ASSEMBLE
CONSTRUCT
INSPECT
INSERT
MAKE
ADD-INS
SELECT
STOP SKETCH
Stop Sketch
Exits the edit sketch state.
BROWSER
Project 3 - Falcon 9 Rocket ...
Document Settings
Named Views
Origin
Bodies
Body1
Body2
Body3
Body4
Body5
Body6
Body7
Body8
Body9
Body10
Sketches
Sketch1
Sketch2
Sketch3
Sketch4
Sketch5
Sketch6
Dragon Capsule:1
COMMENTS
SKETCH PALETTE

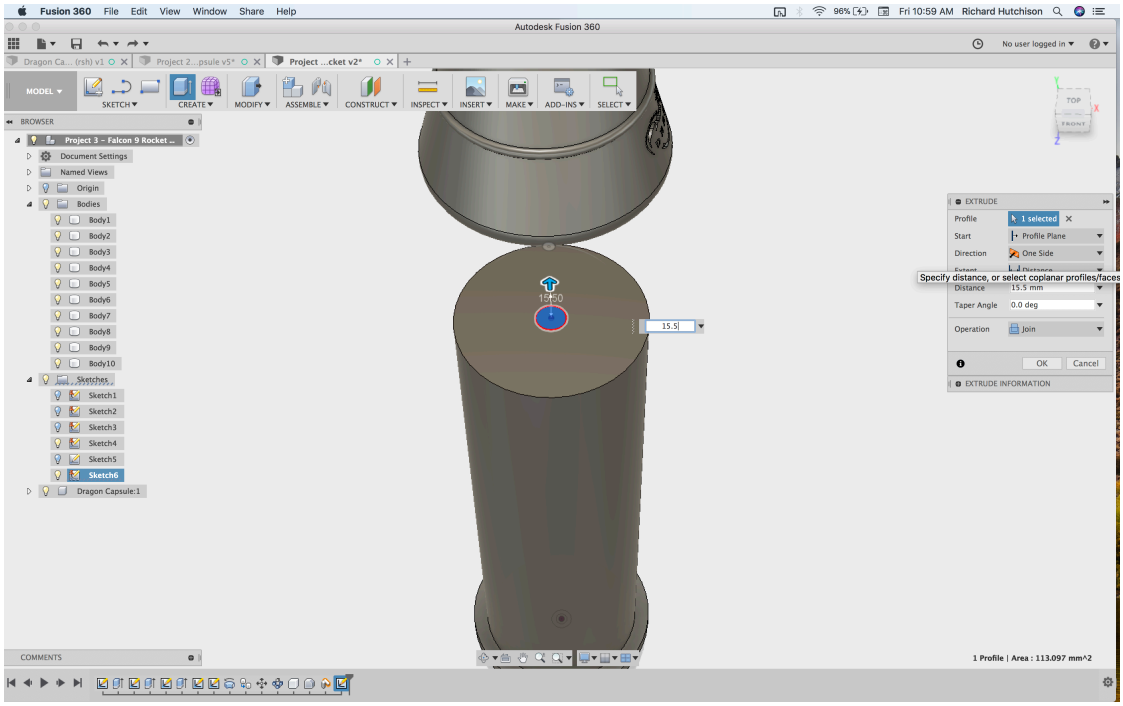
Fusion 360 File Edit View Window Share Help
Fri 10:59 AM Richard Hutchison
Autodesk Fusion 360
MODEL
SKETCH
CREATE
MODIFY
ASSEMBLE
CONSTRUCT
INSPECT
INSERT
MAKE
ADD-INS
SELECT
BROWSER
Project 3 - Falcon 9 Rocket ...
Document Settings
Named Views
Origin
Bodies
Body1
Body2
Body3
Body4
Body5
Body6
Body7
Body8
Body9
Body10
Sketches
Sketch1
Sketch2
Sketch3
Sketch4
Sketch5
Sketch6
Dragon Capsule:1
15.5
EXTRUDE
Profile
1 selected
Start
Profile Plane
Direction
One Side
Specify distance, or select coplanar profiles/faces
Distance
15.5 mm
Taper Angle
0.0 deg
Operation
Join
OK
Cancel
EXTRUDE INFORMATION
COMMENTS
1 Profile | Area : 113.097 mm^2

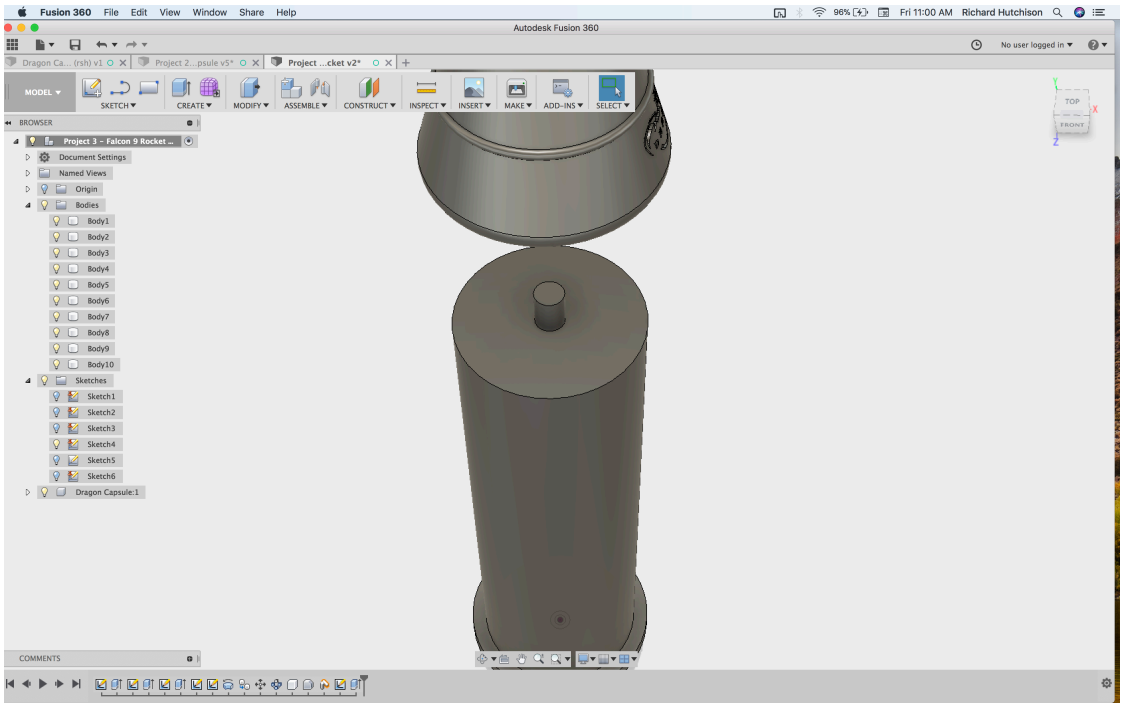
Fusion 360 File Edit View Window Share Help
Autodesk Fusion 360
MODEL
SKETCH
CREATE
MODIFY
ASSEMBLE
CONSTRUCT
INSPECT
INSERT
MAKE
ADD-INS
SELECT
BROWSER
Project 3 – Falcon 9 Rocket ...
Document Settings
Named Views
Origin
Bodies
Body1
Body2
Body3
Body4
Body5
Body6
Body7
Body8
Body9
Body10
Sketches
Sketch1
Sketch2
Sketch3
Sketch4
Sketch5
Sketch6
Dragon Capsule:1
COMMENTS

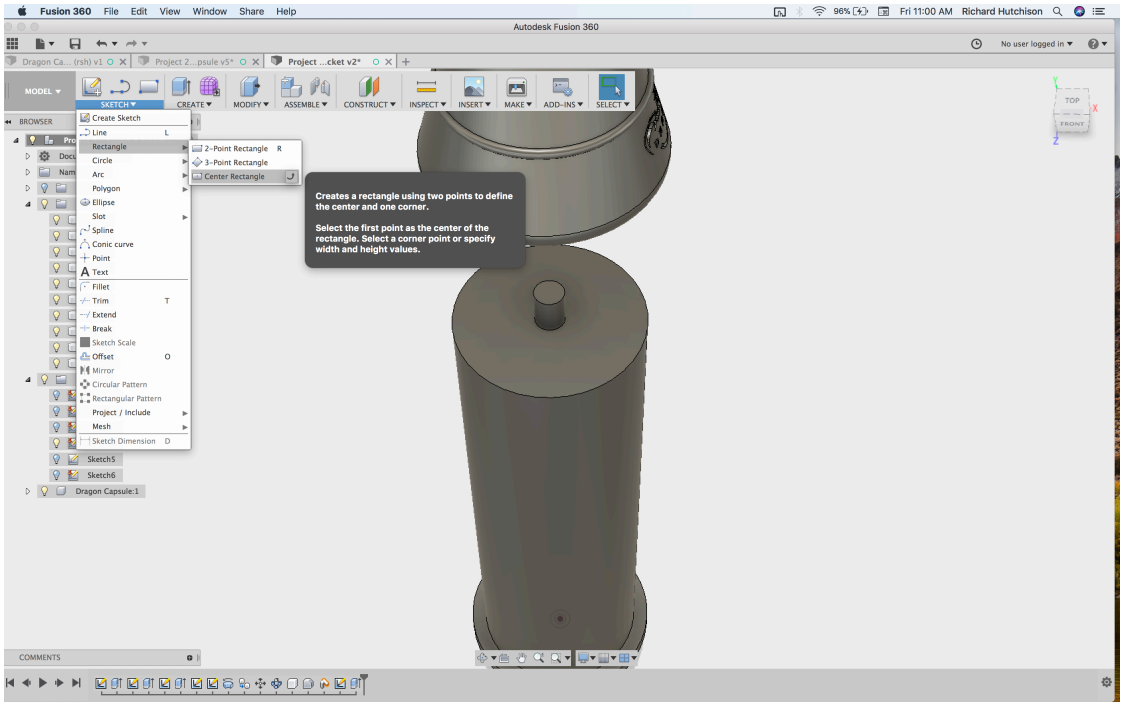
Fusion 360 File Edit View Window Share Help
Autodesk Fusion 360
MODEL
SKETCH
CREATE
MODIFY
ASSEMBLE
CONSTRUCT
INSPECT
INSERT
MAKE
ADD-INS
SELECT
BROWSER
Create Sketch
Line L
Rectangle
Circle
Arc
Polygon
Ellipse
Slot
Spline
Conic curve
Point
Text
Fillet
Trim T
Extend
Break
Sketch Scale
Offset O
Mirror
Circular Pattern
Rectangular Pattern
Project / Include
Mesh
Sketch Dimension D
2-Point Rectangle R
3-Point Rectangle
Center Rectangle
Creates a rectangle using two points to define the center and one corner.
Select the first point as the center of the rectangle. Select a corner point or specify width and height values.
Sketch5
Sketch6
Dragon Capsule:1
COMMENTS

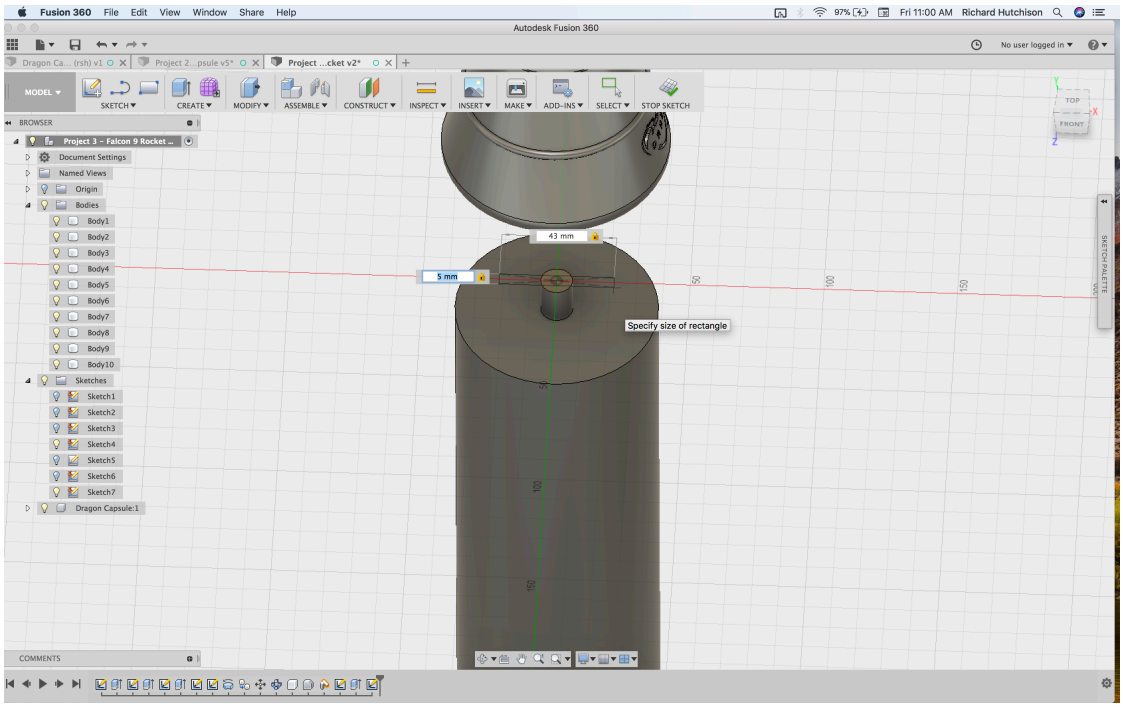
Fusion 360 File Edit View Window Share Help
Autodesk Fusion 360
MODEL
SKETCH
CREATE
MODIFY
ASSEMBLE
CONSTRUCT
INSPECT
INSERT
MAKE
ADD-INS
SELECT
STOP SKETCH
BROWSER
Project 3 - Falcon 9 Rocket ...
Document Settings
Named Views
Origin
Bodies
Body1
Body2
Body3
Body4
Body5
Body6
Body7
Body8
Body9
Body10
Sketches
Sketch1
Sketch2
Sketch3
Sketch4
Sketch5
Sketch6
Sketch7
Dragon Capsule:1
43 mm
5 mm
Specify size of rectangle
COMMENTS

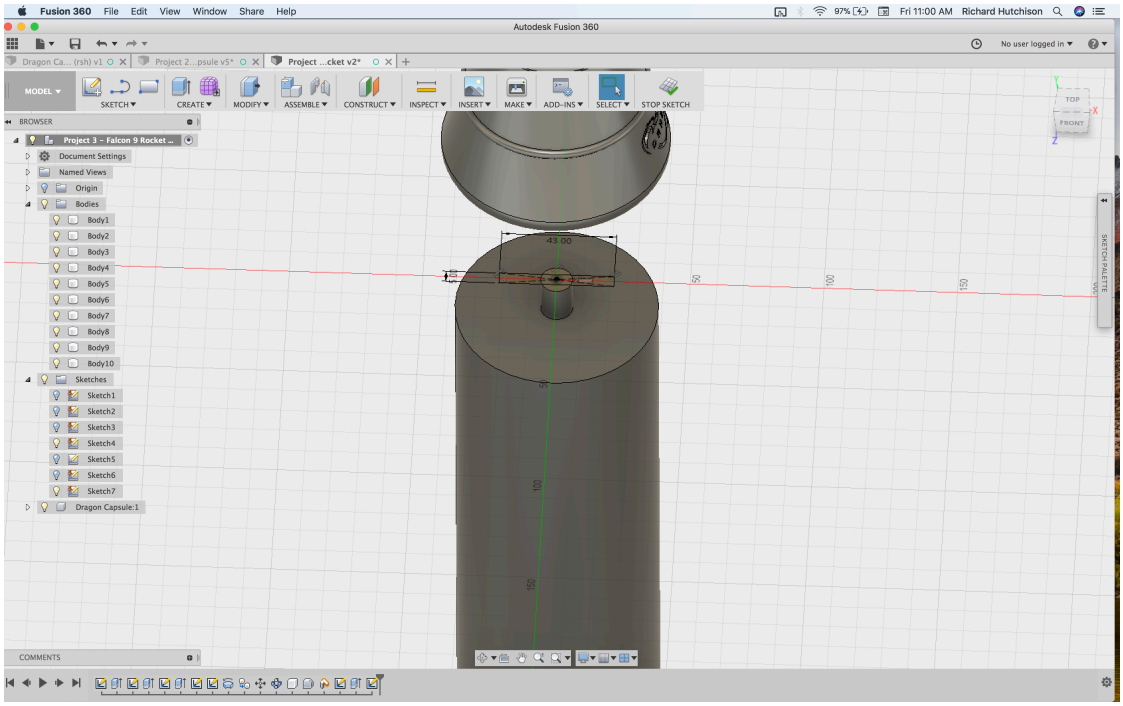
Fusion 360 File Edit View Window Share Help
Autodesk Fusion 360
MODEL
SKETCH
CREATE
MODIFY
ASSEMBLE
CONSTRUCT
INSPECT
INSERT
MAKE
ADD-INS
SELECT
STOP SKETCH
BROWSER
Project 3 - Falcon 9 Rocket ...
Document Settings
Named Views
Origin
Bodies
Body1
Body2
Body3
Body4
Body5
Body6
Body7
Body8
Body9
Body10
Sketches
Sketch1
Sketch2
Sketch3
Sketch4
Sketch5
Sketch6
Sketch7
Dragon Capsule:1
COMMENTS

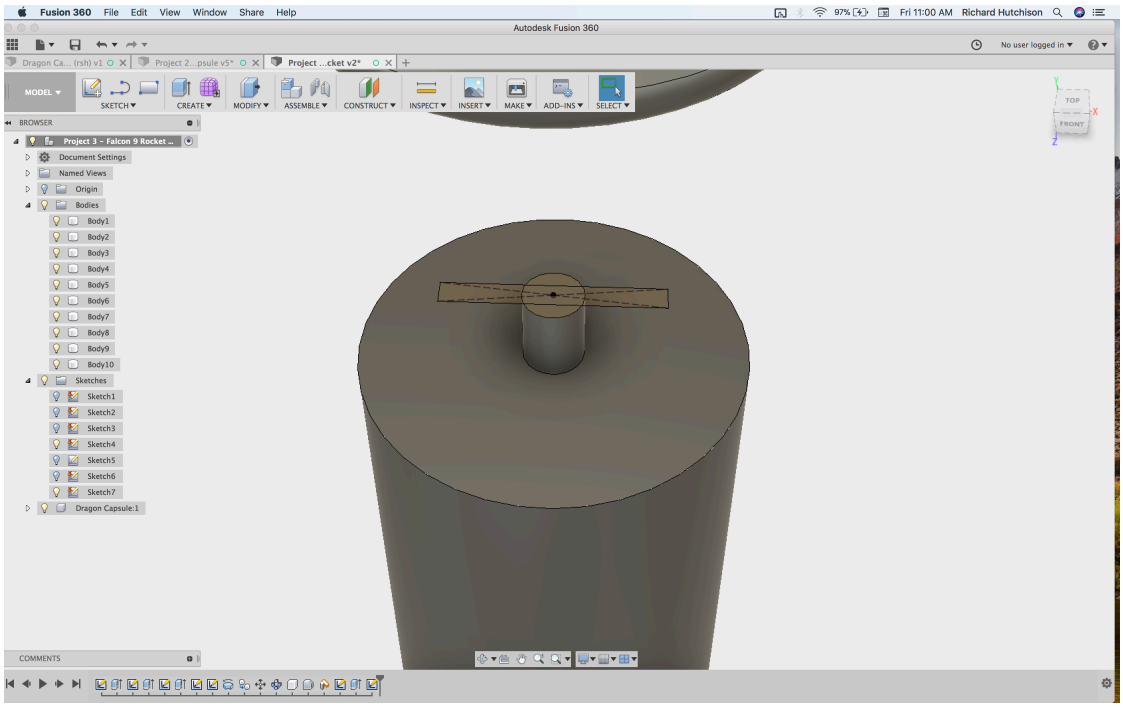
Fusion 360 File Edit View Window Share Help
Autodesk Fusion 360
MODEL
SKETCH
CREATE
MODIFY
ASSEMBLE
CONSTRUCT
INSPECT
INSERT
MAKE
ADD-INS
SELECT
BROWSER
Project 3 - Falcon 9 Rocket ...
Document Settings
Named Views
Origin
Bodies
Body1
Body2
Body3
Body4
Body5
Body6
Body7
Body8
Body9
Body10
Sketches
Sketch1
Sketch2
Sketch3
Sketch4
Sketch5
Sketch6
Sketch7
Dragon Capsule:1
COMMENTS

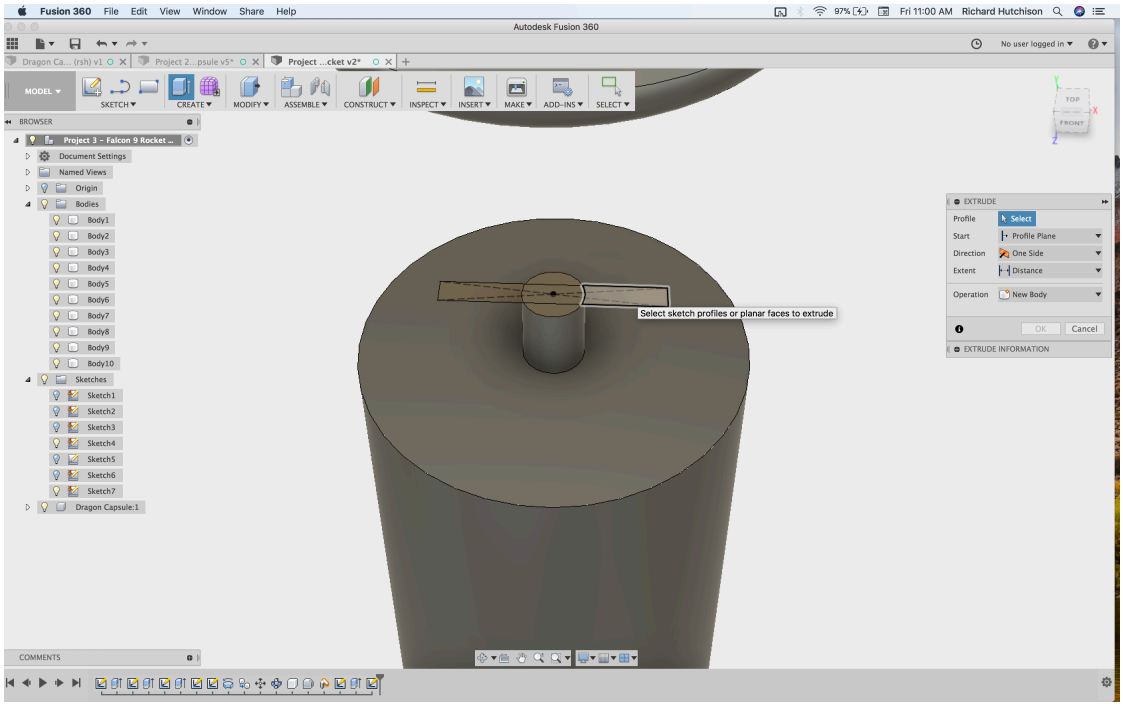
Fusion 360 File Edit View Window Share Help
Autodesk Fusion 360
MODEL
SKETCH
CREATE
MODIFY
ASSEMBLE
CONSTRUCT
INSPECT
INSERT
MAKE
ADD-INS
SELECT
BROWSER
Project 3 - Falcon 9 Rocket ...
Document Settings
Named Views
Origin
Bodies
Body1
Body2
Body3
Body4
Body5
Body6
Body7
Body8
Body9
Body10
Sketches
Sketch1
Sketch2
Sketch3
Sketch4
Sketch5
Sketch6
Sketch7
Dragon Capsule:1
Select sketch profiles or planar faces to extrude
EXTRUDE
Profile
Select
Start
Profile Plane
Direction
One Side
Extent
Distance
Operation
New Body
OK
Cancel
EXTRUDE INFORMATION
COMMENTS

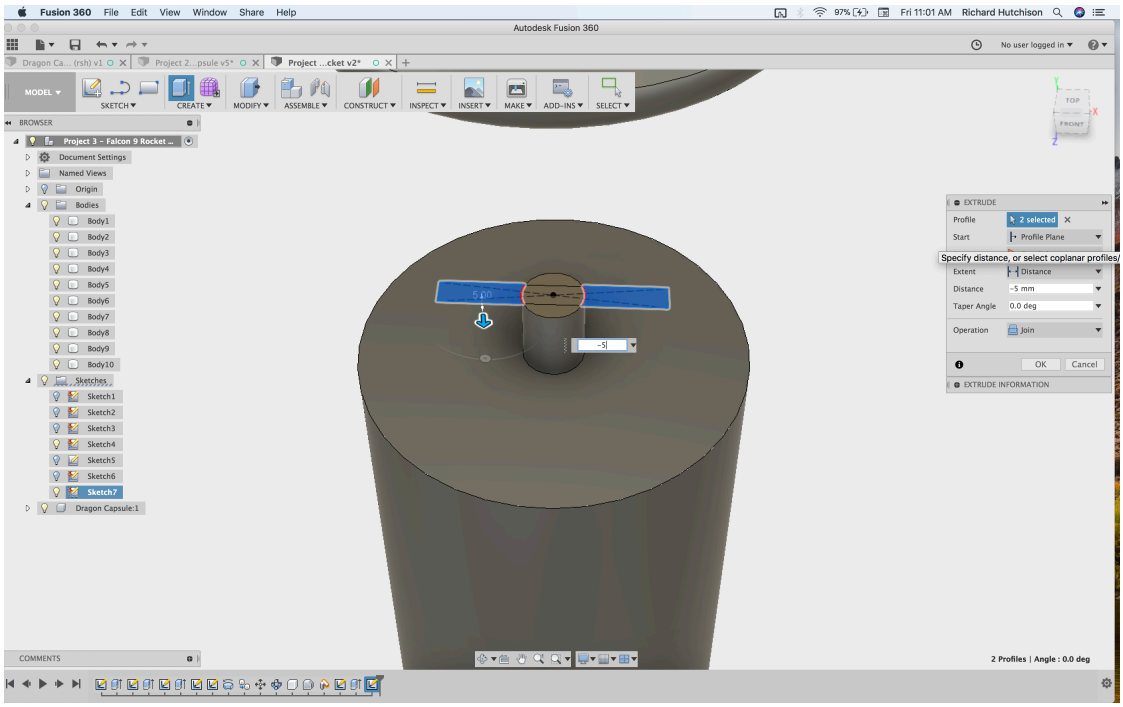
Fusion 360 File Edit View Window Share Help
Autodesk Fusion 360
Project 3 - Falcon 9 Rocket ...
Document Settings
Named Views
Origin
Bodies
Body1
Body2
Body3
Body4
Body5
Body6
Body7
Body8
Body9
Body10
Sketches
Sketch1
Sketch2
Sketch3
Sketch4
Sketch5
Sketch6
Sketch7
Dragon Capsule:1
EXTRUDE
Profile
2 selected
Start
Profile Plane
Specify distance, or select coplanar profiles/
Extent
Distance
Distance
-5 mm
Taper Angle
0.0 deg
Operation
Join
OK
Cancel
EXTRUDE INFORMATION
2 Profiles | Angle : 0.0 deg

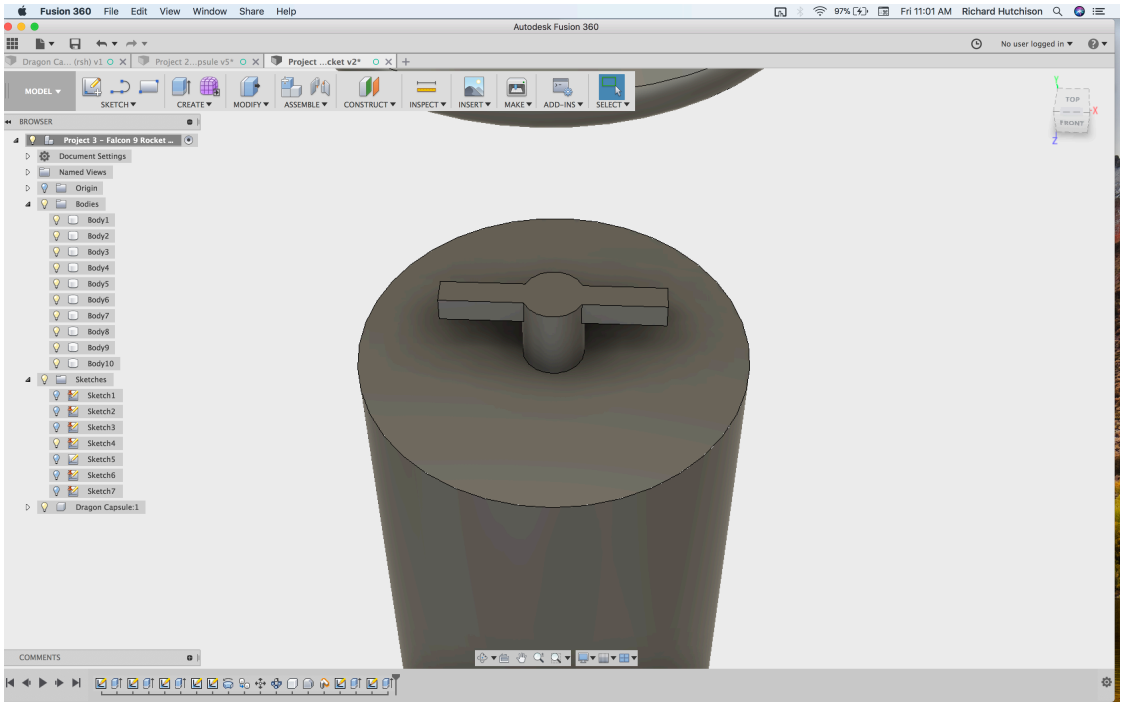
Fusion 360 File Edit View Window Share Help
Autodesk Fusion 360
Project 3 - Falcon 9 Rocket ...
Document Settings
Named Views
Origin
Bodies
Body1
Body2
Body3
Body4
Body5
Body6
Body7
Body8
Body9
Body10
Sketches
Sketch1
Sketch2
Sketch3
Sketch4
Sketch5
Sketch6
Sketch7
Dragon Capsule:1

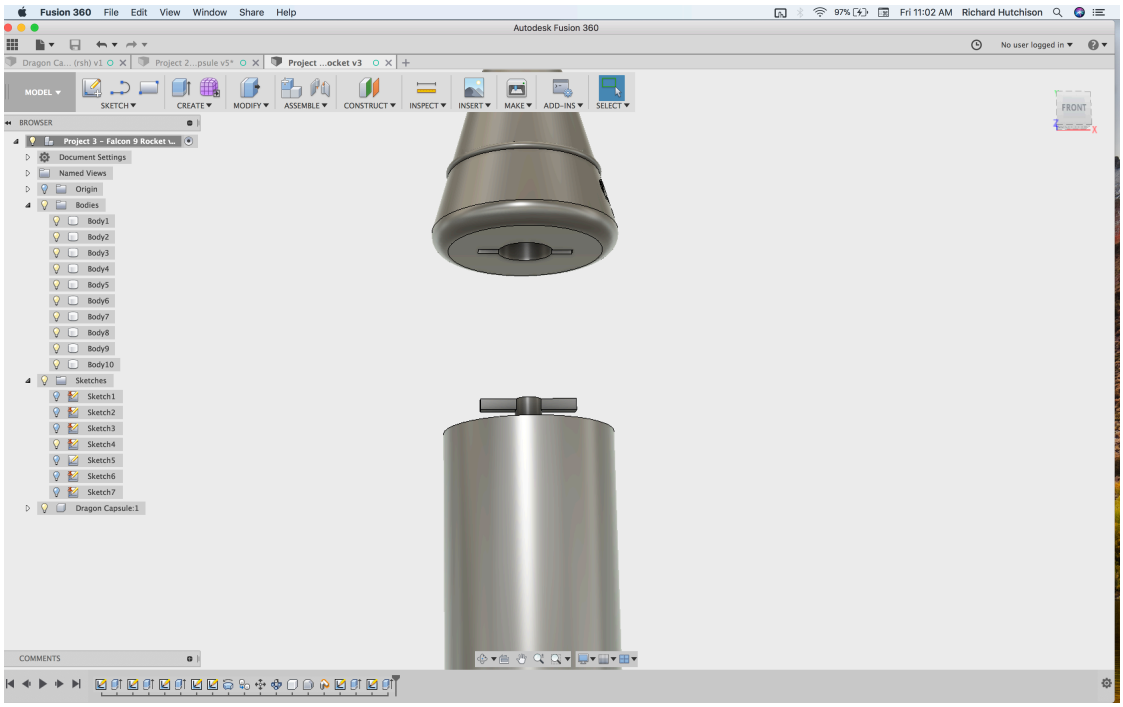
Fusion 360 File Edit View Window Share Help
Autodesk Fusion 360
MODEL
SKETCH
CREATE
MODIFY
ASSEMBLE
CONSTRUCT
INSPECT
INSERT
MAKE
ADD-INS
SELECT
BROWSER
Project 3 - Falcon 9 Rocket
Document Settings
Named Views
Origin
Bodies
Body1
Body2
Body3
Body4
Body5
Body6
Body7
Body8
Body9
Body10
Sketches
Sketch1
Sketch2
Sketch3
Sketch4
Sketch5
Sketch6
Sketch7
Dragon Capsule:1
COMMENTS
FRONT

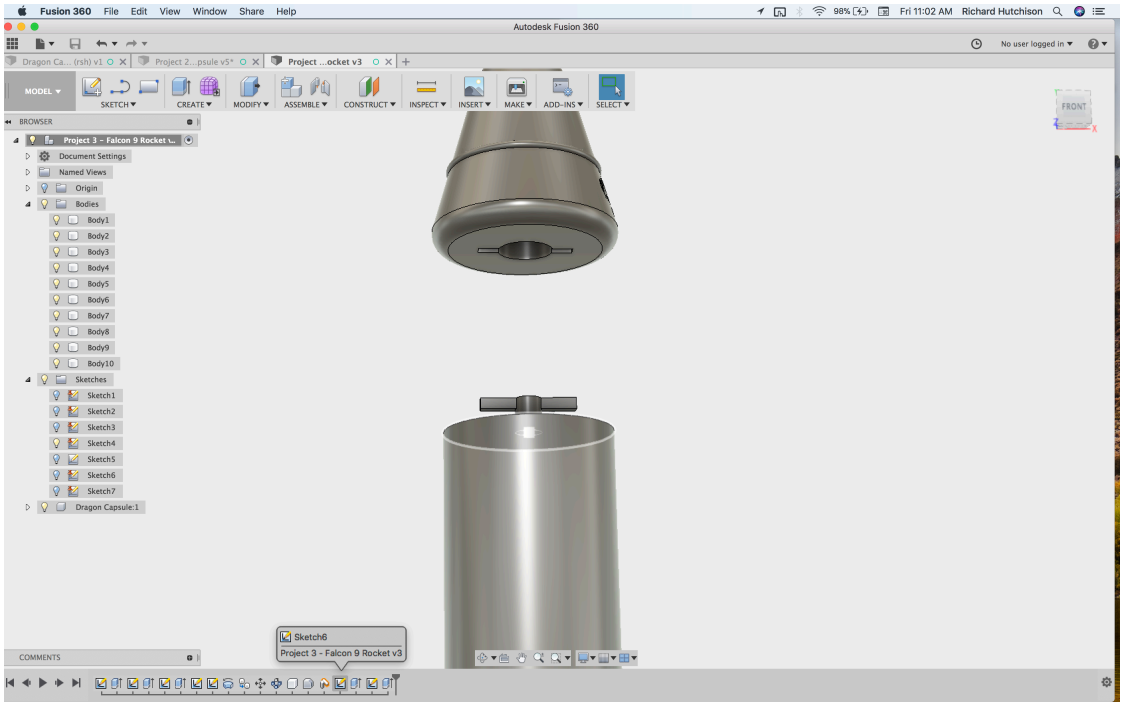
Fusion 360 File Edit View Window Share Help
Autodesk Fusion 360
MODEL
SKETCH
CREATE
MODIFY
ASSEMBLE
CONSTRUCT
INSPECT
INSERT
MAKE
ADD-INS
SELECT
BROWSER
Project 3 - Falcon 9 Rocket
Document Settings
Named Views
Origin
Bodies
Body1
Body2
Body3
Body4
Body5
Body6
Body7
Body8
Body9
Body10
Sketches
Sketch1
Sketch2
Sketch3
Sketch4
Sketch5
Sketch6
Sketch7
Dragon Capsule:1
Sketch6
Project 3 - Falcon 9 Rocket v3
COMMENTS
FRONT

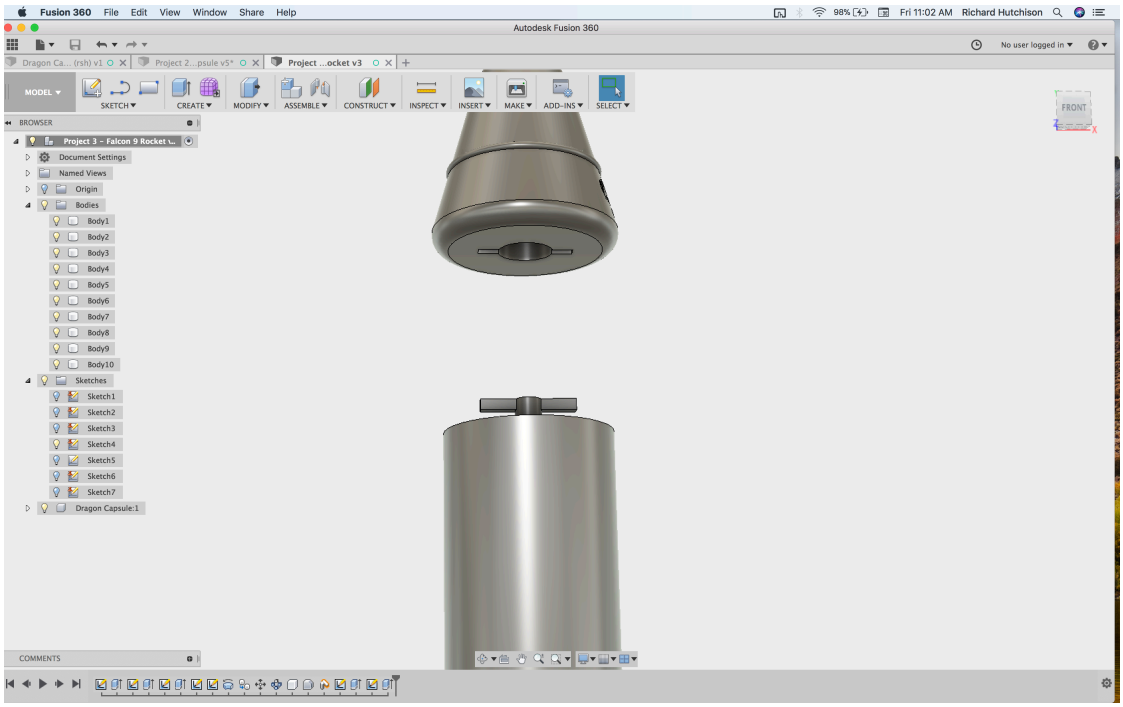
Fusion 360 File Edit View Window Share Help
Autodesk Fusion 360
MODEL
SKETCH
CREATE
MODIFY
ASSEMBLE
CONSTRUCT
INSPECT
INSERT
MAKE
ADD-INS
SELECT
BROWSER
Project 3 - Falcon 9 Rocket
Document Settings
Named Views
Origin
Bodies
Body1
Body2
Body3
Body4
Body5
Body6
Body7
Body8
Body9
Body10
Sketches
Sketch1
Sketch2
Sketch3
Sketch4
Sketch5
Sketch6
Sketch7
Dragon Capsule:1
COMMENTS
FRONT

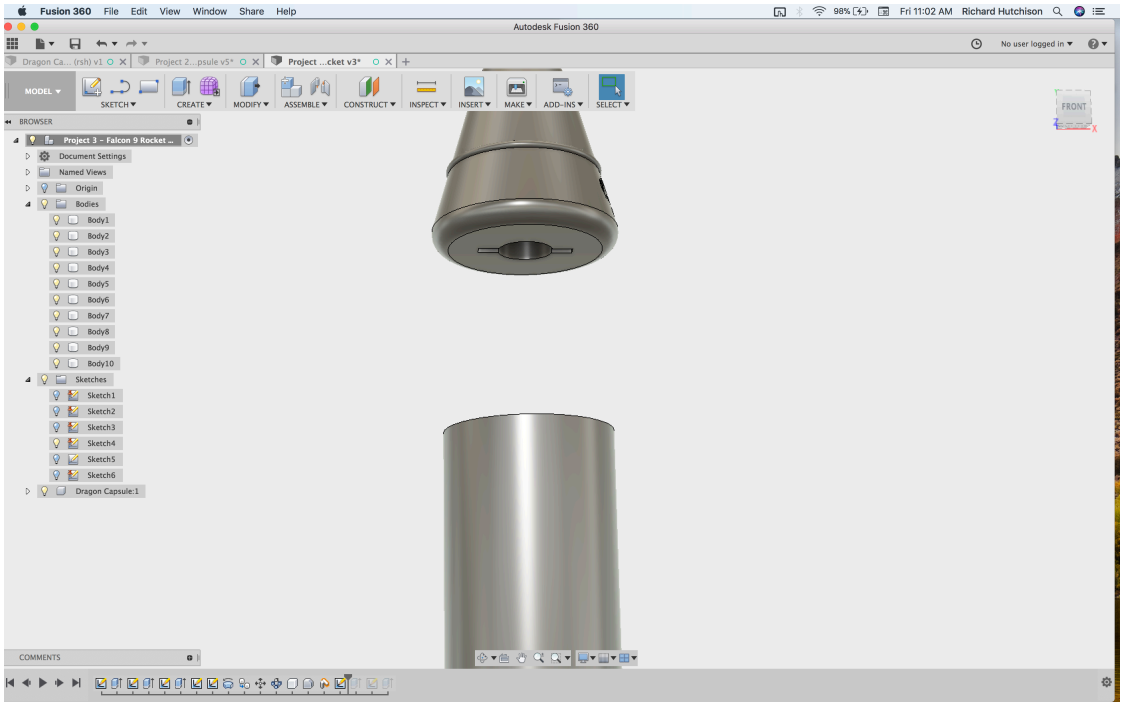
Fusion 360 File Edit View Window Share Help
Autodesk Fusion 360
MODEL
SKETCH
CREATE
MODIFY
ASSEMBLE
CONSTRUCT
INSPECT
INSERT
MAKE
ADD-INS
SELECT
BROWSER
Project 3 - Falcon 9 Rocket
Document Settings
Named Views
Origin
Bodies
Body1
Body2
Body3
Body4
Body5
Body6
Body7
Body8
Body9
Body10
Sketches
Sketch1
Sketch2
Sketch3
Sketch4
Sketch5
Sketch6
Dragon Capsule:1
COMMENTS
FRONT

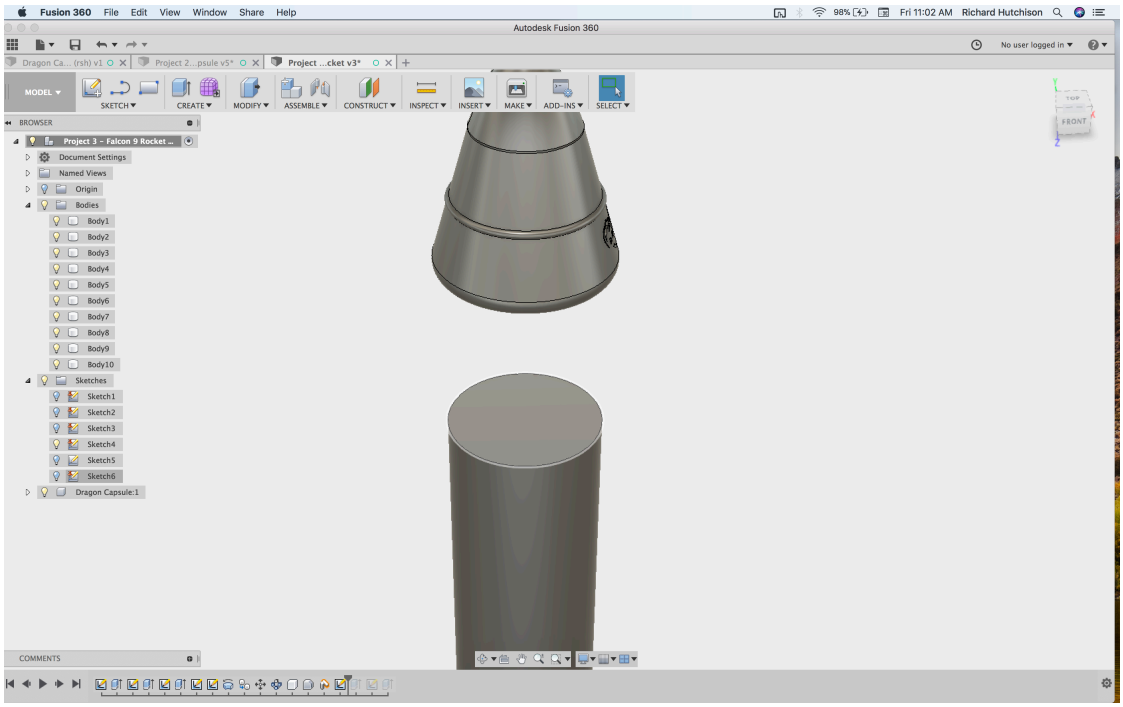
Fusion 360 File Edit View Window Share Help
Fri 11:02 AM Richard Hutchison
Autodesk Fusion 360
MODEL
SKETCH
CREATE
MODIFY
ASSEMBLE
CONSTRUCT
INSPECT
INSERT
MAKE
ADD-INS
SELECT
BROWSER
Project 3 - Falcon 9 Rocket ...
Document Settings
Named Views
Origin
Bodies
Body1
Body2
Body3
Body4
Body5
Body6
Body7
Body8
Body9
Body10
Sketches
Sketch1
Sketch2
Sketch3
Sketch4
Sketch5
Sketch6
Dragon Capsule:1
COMMENTS

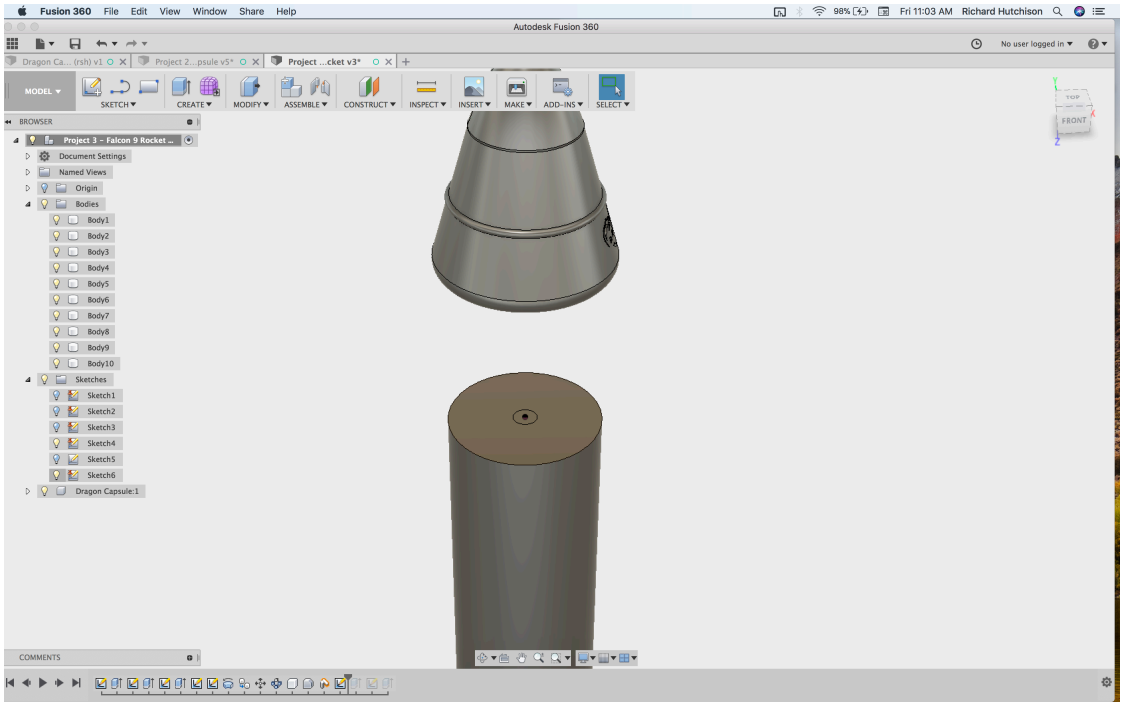
Fusion 360 File Edit View Window Share Help
Fri 11:03 AM Richard Hutchison
Autodesk Fusion 360
MODEL
SKETCH
CREATE
MODIFY
ASSEMBLE
CONSTRUCT
INSPECT
INSERT
MAKE
ADD-INS
SELECT
BROWSER
Project 3 - Falcon 9 Rocket ...
Document Settings
Named Views
Origin
Bodies
Body1
Body2
Body3
Body4
Body5
Body6
Body7
Body8
Body9
Body10
Sketches
Sketch1
Sketch2
Sketch3
Sketch4
Sketch5
Sketch6
Dragon Capsule:1
COMMENTS

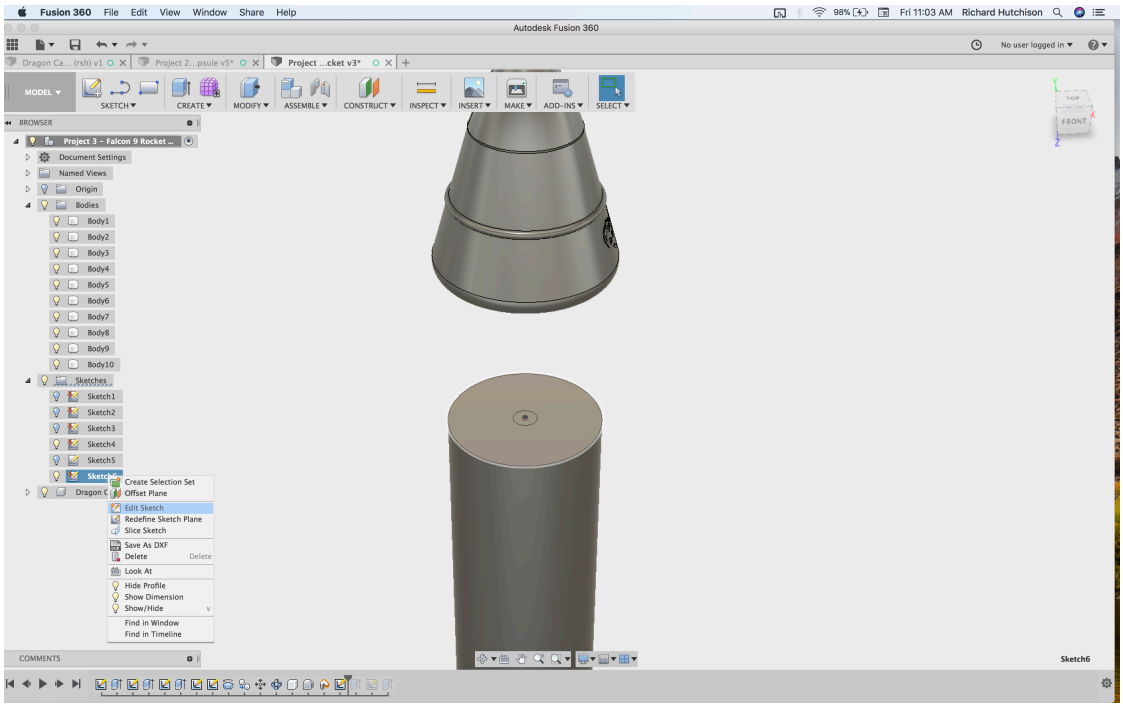
Fusion 360 File Edit View Window Share Help
Fri 11:03 AM Richard Hutchison
Autodesk Fusion 360
MODEL
SKETCH
CREATE
MODIFY
ASSEMBLE
CONSTRUCT
INSPECT
INSERT
MAKE
ADD-INS
SELECT
BROWSER
Project 3 - Falcon 9 Rocket ...
Document Settings
Named Views
Origin
Bodies
Body1
Body2
Body3
Body4
Body5
Body6
Body7
Body8
Body9
Body10
Sketches
Sketch1
Sketch2
Sketch3
Sketch4
Sketch5
Create Selection Set
Offset Plane
Edit Sketch
Redefine Sketch Plane
Slice Sketch
Save As DXF
Delete
Look At
Hide Profile
Show Dimension
Show/Hide
Find in Window
Find in Timeline
COMMENTS
Sketch6

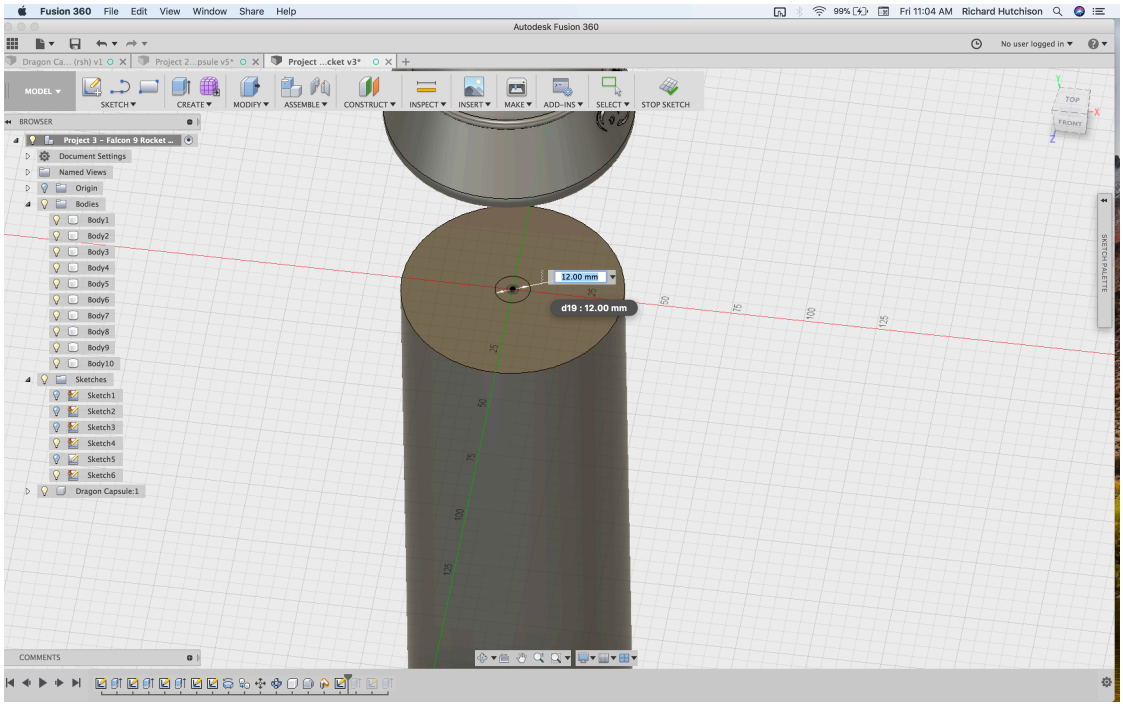
Fusion 360 File Edit View Window Share Help
Fri 11:04 AM Richard Hutchison
Autodesk Fusion 360
STOP SKETCH
12.00 mm
d19 : 12.00 mm
Sketch6
Dragon Capsule:1
COMMENTS

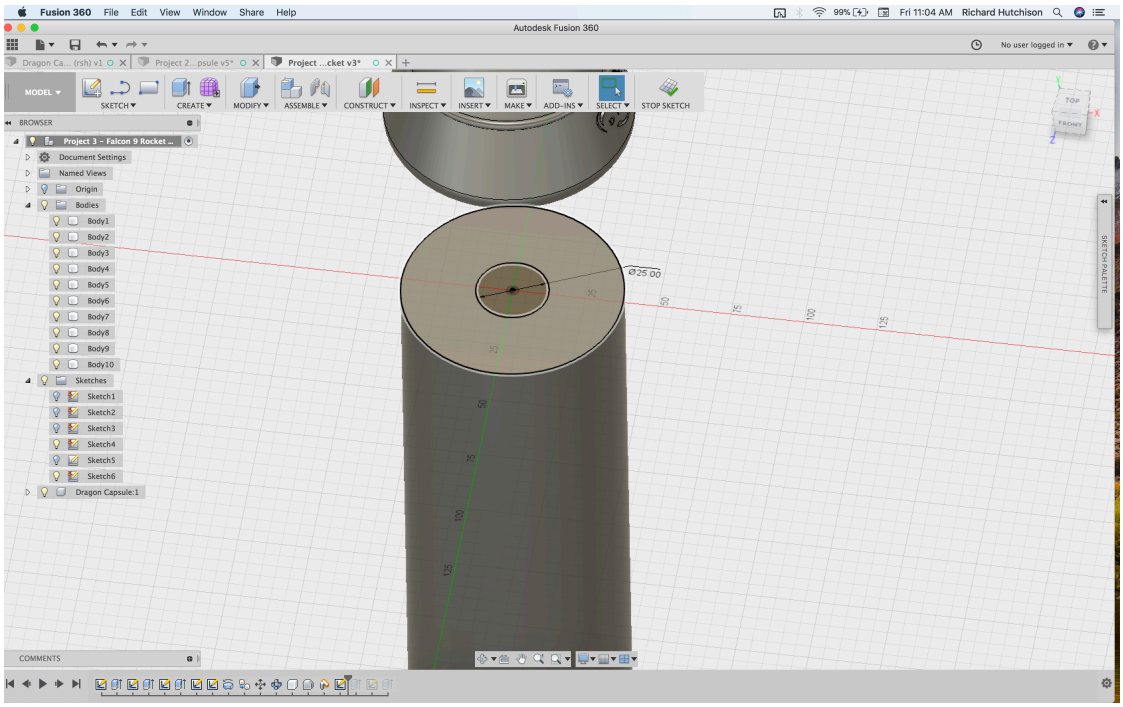
Fusion 360 File Edit View Window Share Help
Autodesk Fusion 360
MODEL
SKETCH
CREATE
MODIFY
ASSEMBLE
CONSTRUCT
INSPECT
INSERT
MAKE
ADD-INS
SELECT
STOP SKETCH
BROWSER
Project 3 - Falcon 9 Rocket ...
Document Settings
Named Views
Origin
Bodies
Body1
Body2
Body3
Body4
Body5
Body6
Body7
Body8
Body9
Body10
Sketches
Sketch1
Sketch2
Sketch3
Sketch4
Sketch5
Sketch6
Dragon Capsule:1
COMMENTS
Ø25.00

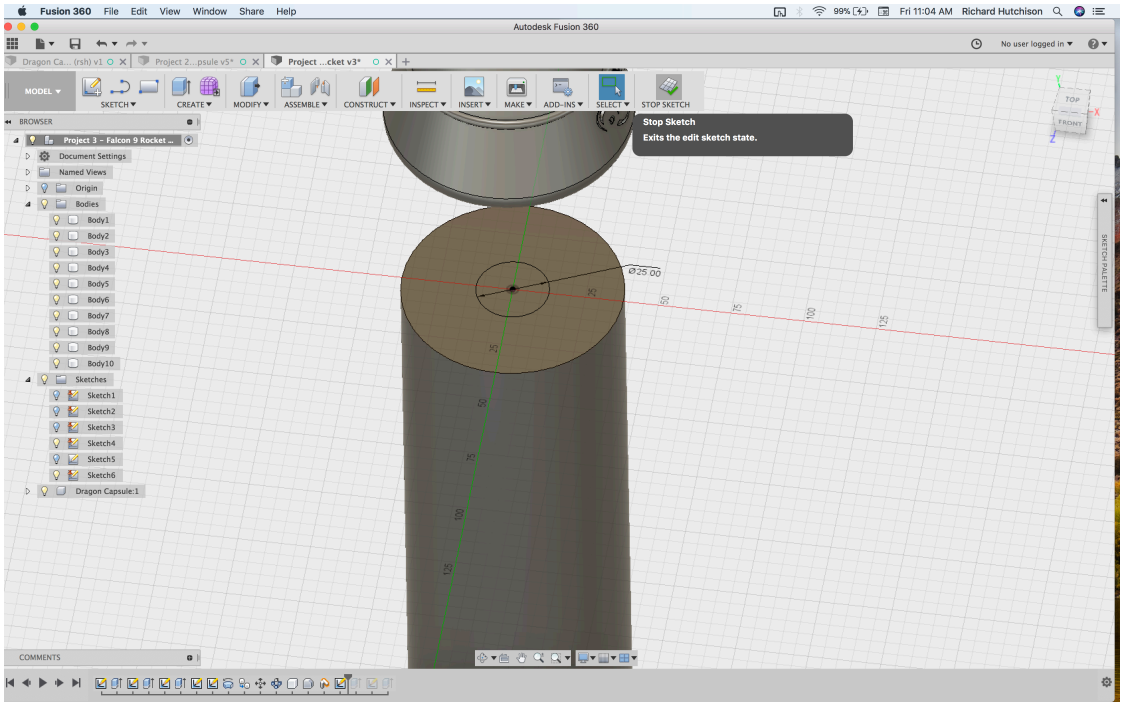
Fusion 360 File Edit View Window Share Help
Autodesk Fusion 360
MODEL
SKETCH
CREATE
MODIFY
ASSEMBLE
CONSTRUCT
INSPECT
INSERT
MAKE
ADD-INS
SELECT
STOP SKETCH
Stop Sketch
Exits the edit sketch state.
BROWSER
Project 3 - Falcon 9 Rocket ...
Document Settings
Named Views
Origin
Bodies
Body1
Body2
Body3
Body4
Body5
Body6
Body7
Body8
Body9
Body10
Sketches
Sketch1
Sketch2
Sketch3
Sketch4
Sketch5
Sketch6
Dragon Capsule:1
COMMENTS
Ø25.00

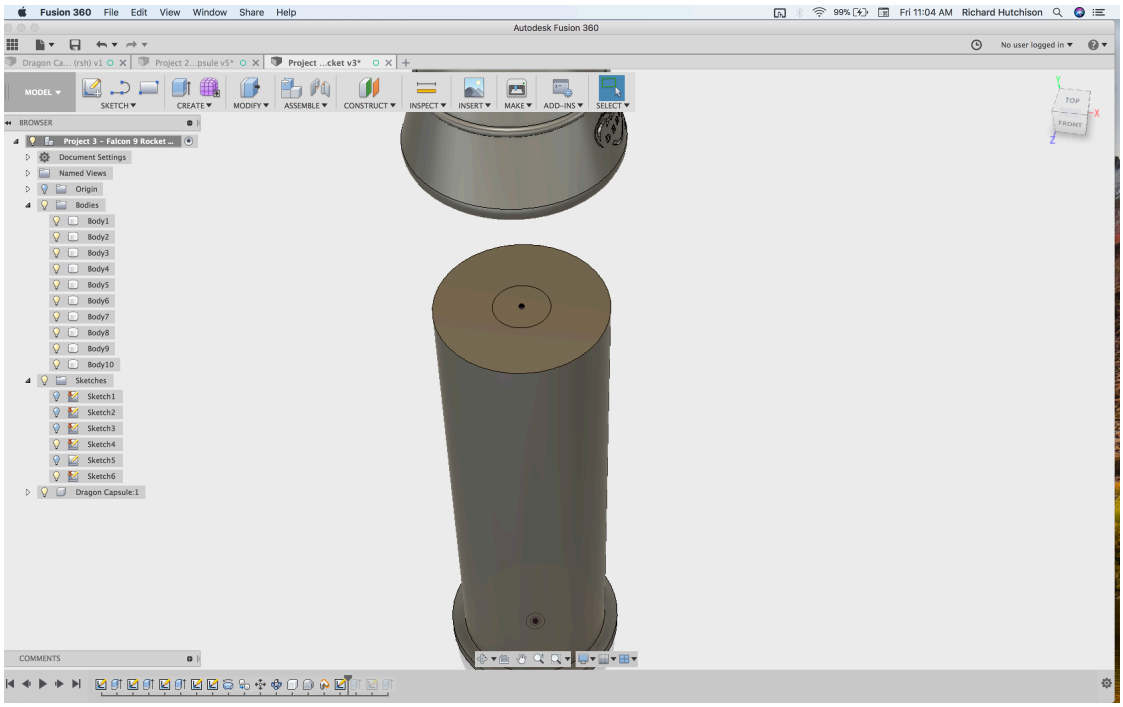
Fusion 360 File Edit View Window Share Help
Fri 11:04 AM Richard Hutchison
Autodesk Fusion 360
MODEL
SKETCH
CREATE
MODIFY
ASSEMBLE
CONSTRUCT
INSPECT
INSERT
MAKE
ADD-INS
SELECT
BROWSER
Project 3 - Falcon 9 Rocket ...
Document Settings
Named Views
Origin
Bodies
Body1
Body2
Body3
Body4
Body5
Body6
Body7
Body8
Body9
Body10
Sketches
Sketch1
Sketch2
Sketch3
Sketch4
Sketch5
Sketch6
Dragon Capsule:1
COMMENTS

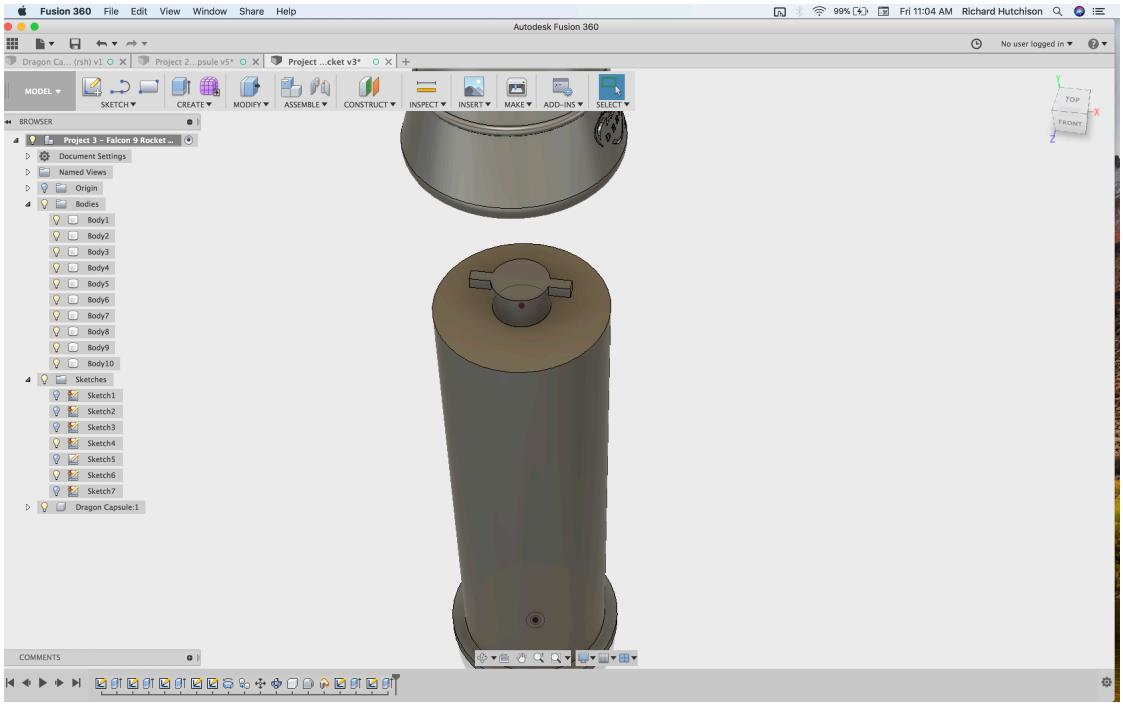
Fusion 360 File Edit View Window Share Help
Fri 11:04 AM Richard Hutchison
Autodesk Fusion 360
MODEL
SKETCH
CREATE
MODIFY
ASSEMBLE
CONSTRUCT
INSPECT
INSERT
MAKE
ADD-INS
SELECT
BROWSER
Project 3 - Falcon 9 Rocket ...
Document Settings
Named Views
Origin
Bodies
Body1
Body2
Body3
Body4
Body5
Body6
Body7
Body8
Body9
Body10
Sketches
Sketch1
Sketch2
Sketch3
Sketch4
Sketch5
Sketch6
Sketch7
Dragon Capsule:1
COMMENTS

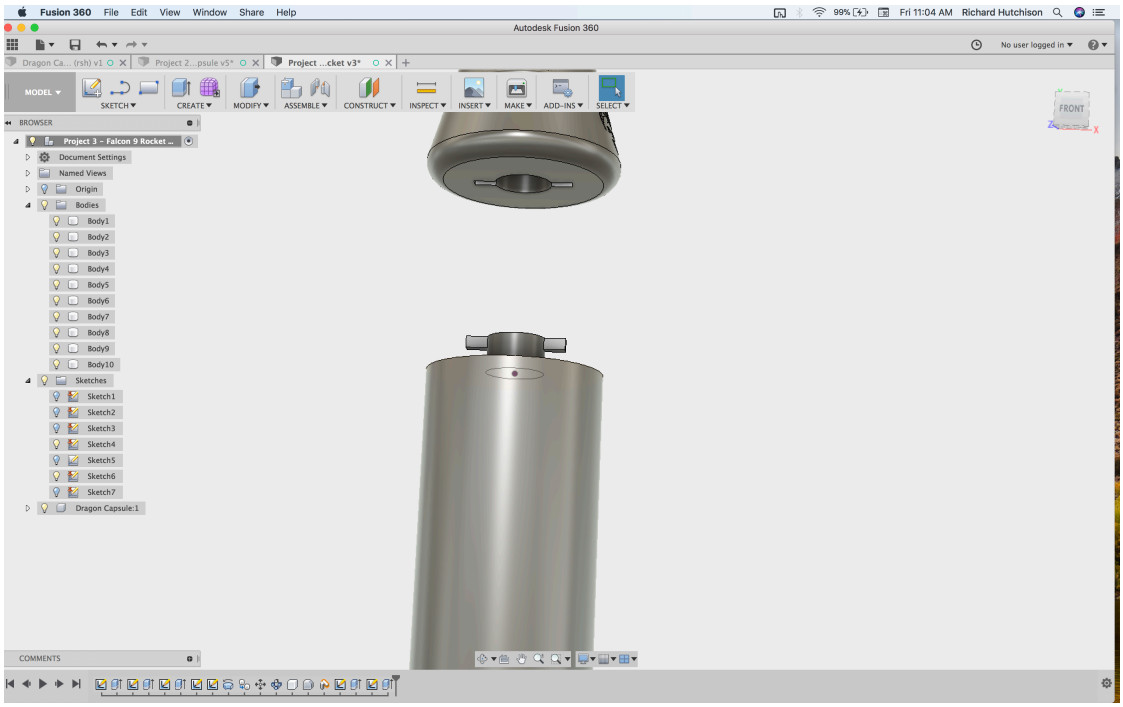
Fusion 360 File Edit View Window Share Help
Fri 11:04 AM Richard Hutchison
Autodesk Fusion 360
MODEL
SKETCH
CREATE
MODIFY
ASSEMBLE
CONSTRUCT
INSPECT
INSERT
MAKE
ADD-INS
SELECT
BROWSER
Project 3 - Falcon 9 Rocket ...
Document Settings
Named Views
Origin
Bodies
Body1
Body2
Body3
Body4
Body5
Body6
Body7
Body8
Body9
Body10
Sketches
Sketch1
Sketch2
Sketch3
Sketch4
Sketch5
Sketch6
Sketch7
Dragon Capsule:1
COMMENTS
FRONT

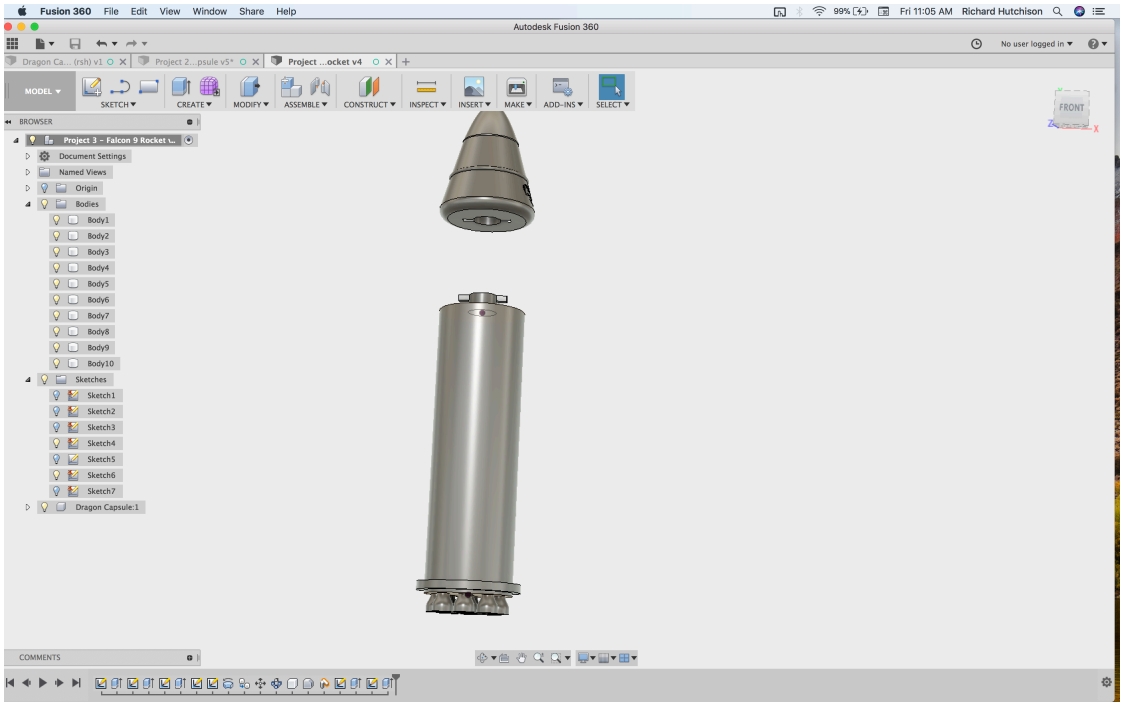
Fusion 360 File Edit View Window Share Help
Fri 11:05 AM Richard Hutchison
Autodesk Fusion 360
MODEL
SKETCH
CREATE
MODIFY
ASSEMBLE
CONSTRUCT
INSPECT
INSERT
MAKE
ADD-INS
SELECT
BROWSER
Project 3 - Falcon 9 Rocket ...
Document Settings
Named Views
Origin
Bodies
Body1
Body2
Body3
Body4
Body5
Body6
Body7
Body8
Body9
Body10
Sketches
Sketch1
Sketch2
Sketch3
Sketch4
Sketch5
Sketch6
Sketch7
Dragon Capsule:1
COMMENTS
FRONT

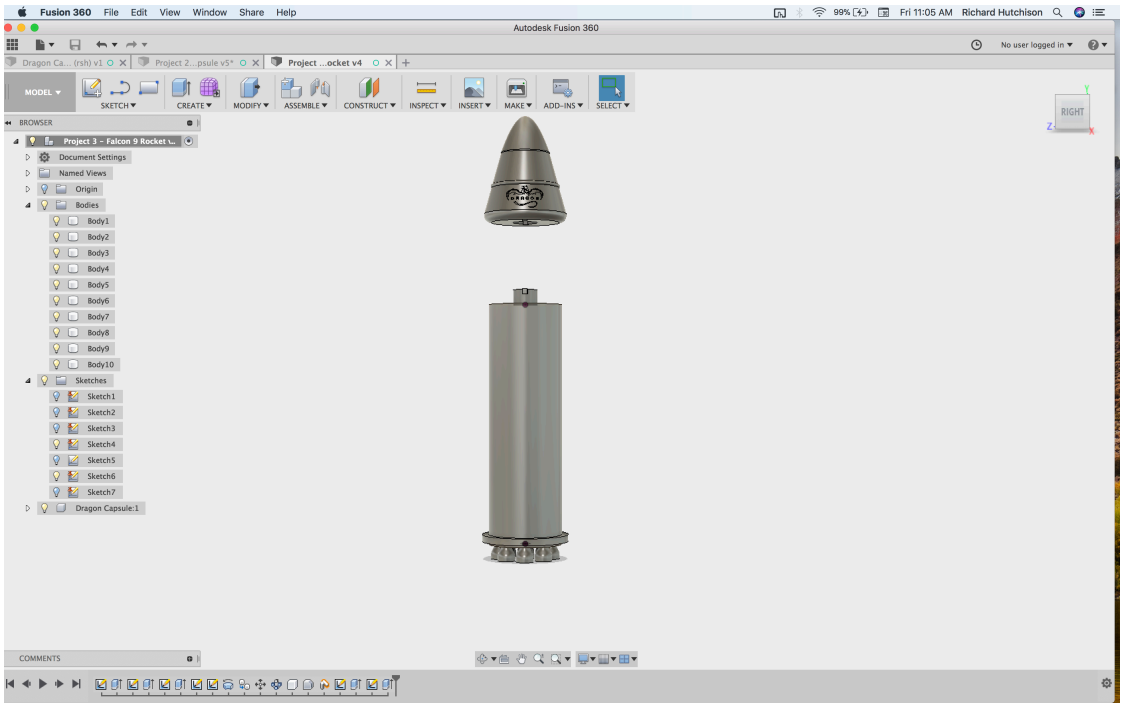
Fusion 360 File Edit View Window Share Help
Autodesk Fusion 360
MODEL
SKETCH
CREATE
MODIFY
ASSEMBLE
CONSTRUCT
INSPECT
INSERT
MAKE
ADD-INS
SELECT
BROWSER
Project 3 – Falcon 9 Rocket
Document Settings
Named Views
Origin
Bodies
Body1
Body2
Body3
Body4
Body5
Body6
Body7
Body8
Body9
Body10
Sketches
Sketch1
Sketch2
Sketch3
Sketch4
Sketch5
Sketch6
Sketch7
Dragon Capsule:1
COMMENTS
RIGHT